


DRB



FILED  
AT 5:00 CLOCK P.M.

JUL 29 2016

SARA MONTEMAYOR  
County Clerk Maverick County, Texas  
By: *[Signature]* Deputy

MAVERICK COUNTY, TEXAS

2016 - 2017 PROPOSED BUDGET (UNAUDITED)

ON JULY 29, 2016

This budget will raise more total property taxes than last year's budget by \$ 1,023,577 (8.50%) increase, and of that amount \$ 273,546 is tax revenue to be raised from new property added to the tax roll this year.

Record vote of each commissioner on the adoption budget:

Commissioner Pct. 1  
Gerardo Morales

For \_\_\_\_\_ Against \_\_\_\_\_

Commissioner Pct. 2  
Rosy Cantu

For \_\_\_\_\_ Against \_\_\_\_\_

Commissioner Pct. 3  
Pedro Venegas

For \_\_\_\_\_ Against \_\_\_\_\_

Commissioner Pct. 4  
Roberto Ruiz

For \_\_\_\_\_ Against \_\_\_\_\_

County Judge  
David R. Saucedo

For \_\_\_\_\_ Against \_\_\_\_\_

**COUNTY OF MAVERICK  
2016 - 2017 PROPOSED BUDGET (UNAUDITED)  
TABLE OF CONTENTS**

	PAGE NUMBER
TABLE OF CONTENTS	1
PROPOSED TAX RATE	2
<b><u>GENERAL FUND</u></b>	
REVENUES	3
SUMMARY	6
BUDGET SUMMARY	8
<b><u>COUNTY DEPARTMENTS</u></b>	
400:COUNTY JUDGE AND COMMISSIONERS COURT	9
401:IT-MEDIA TECH	10
403:COUNTY CLERK	11
405:VETERANS	12
406:293RD DISTRICT COURT	13
434:365 TH DISTRICT COURT	14
436:D.A.	15
437:JUVENILE / ADULT PROBATION	16
450:DISTRICT CLERK	17
455:JUSTICE OF THE PEACE PRCT. 1	18
457:JUSTICE OF THE PEACE PRCT. 2	19
459:JUSTICE OF THE PEACE PRCT. 3-1	20
460:JUSTICE OF THE PEACE PRCT. 3-2	21
461:JUSTICE OF THE PEACE PRCT. 4	22
462:CONSTABLE- Prct 1	23
463:CONSTABLE- Prct 2	24
464:CONSTABLE- Prct 3-1	25
465:CONSTABLE- Prct 3-2	26
466:CONSTABLE- Prct 4	27
475:COUNTY ATTORNEY	28
495:COUNTY AUDITOR	29
497:COUNTY TREASURER	30
499:TAX ASSESSOR COLLECTOR	31
501:INFORMATION DEPARTMENT	32
505:VOTER ADMINISTRATION	33
508:COLLECTION DEPARTMENT	34
510:COURTHOUSE	35
560:COUNTY SHERIFF	36
561:COUNTY JAIL	37
661:PCT 1 - ADMIN OFFICE @ LOPETEGUI PARK	38
647:PCT 1 ADMIN OFFICE VFW	39
520: FOOD PANTRY	40
663:COMMUNITY CENTER PCT 3	41
649 : PCT 2 ADMIN OFFICE	42
651:VECTOR CONTROL	43
652:CODE ENFORCEMENT	44
648:PARKS AND RECREATION	45
668: Boulder Ridge Pct 4 Community Center	46
665:AGRICULTURE	47
589: CEMETARY	48
820:PLANNER DEPARTMENT	49
690:INTERGV. AGRE. CONTR. SERVICE	50
691:EXP. CONTR. SERVICE	51
700:MATCHING FUNDS	52
621: HIDTA - CITY OF EP REIMBURSEMENT	53
653: ANY DEPT NEEDED	54
<b><u>SPECIAL COUNTY FUNDS</u></b>	
112:ROAD AND BRIDGE	55
110:NUTRITION	57
240:HEALTH DEPARTMENT	58
200:AIRPORT FUND	59
180:UTILITY WATER PLANT FUND	60
293:INTEREST AND SINKING	61
271:COURTHOUSE SECURITY FUND	62
269:RECORDS MANAGEMENT	63
267:TECHNOLOGY FEES	64
410: MAVERICK COUNTY DETENTION CENTER	65
117:LAW LIBRARY	66
411:TRUANCY FUND	67
503:TOBACCO GRANT	68
F449 TORDILLO TOWER	69
SALARIES	69-77
LONGEVITY	78-87
TREASURER'S REPORT	88-91
DEBT SCHEDULE	92-102

COUNTY OF MAVERICK  
 ANNUAL BUDGET  
 TAX RATE  
 2016 - 2017 PROPOSED BUDGET (UNAUDITED)

**PRECEDING BUDGET FY 2016**

	MAINTENANCE & OPERATION	INTEREST & SINKING	Road & Bridge		TOTAL TAX
2015 TAXABLE VALUE \$	2,166,438,427				
TAX BASE PER \$100 VALUATION	2,166,438,427	2,166,438,427	2,166,438,427	2,166,438,427	2,166,438,427
EFFECTIVE TAX RATE/ \$100	0.20998	0.230112	0.10757	0.31755	0.54766
PROPOSED TAX / \$100 VALUATION	0.2486	0.2301	0.1064	0.35493	0.5850
ESTIMATED REVENUES	5,385,333	4,985,235	2,304,007	7,689,340	12,674,575
COLLECTION RATE	95.00%	95.00%	95.00%	95.00%	95.00%
	5,116,065	4,735,973	2,188,808	7,304,873	12,040,846

ROLLBACK TAX RATE

**BUDGET FOR FY 2017**

	MAINTENANCE & OPERATION	INTEREST & SINKING	Road & Bridge	TOTAL M&O	TOTAL TAX
2016 TAXABLE VALUE \$	2,344,620,906				
TAX BASE PER \$100 VALUATION	2,344,620,906	2,344,620,906	2,344,620,906	2,344,620,906	2,344,620,906
EFFECTIVE TAX RATE/ \$100	0.34617	0.088571	0.10757	0.45374	0.542309
PROPOSED TAX / \$100 VALUATION	0.3995	0.0886	0.0984	0.49796	0.586535
ESTIMATED REVENUES	9,367,140	2,076,654	2,308,232	11,675,373	13,752,027
COLLECTION RATE	95.00%	95.00%	95.00%	95.00%	95.00%
	8,898,783	1,972,821	2,192,821	11,091,604	13,064,425

ROLLBACK TAX RATE

**COUNTY OF MAVERICK  
ANNUAL BUDGET  
REVENUES - GENERAL FUND  
2016 - 2017 PROPOSED BUDGET (UNAUDITED)**

	14-15 ACTUAL	15-16 BUGETED	PRO-FORMA ENDING 9.30.16	PROPOSED BUDGET 16-17	DECREASE/ INCREASE
<b>AD VALOREM TAXES</b>					
BUDGET AMENDMENT REVENUE	-	-	-	-	-
SURPLUS 2013	-	-	-	-	-
CURRENT TAXES ***	5,134,591	5,116,066	5,297,241	8,898,783	3,782,717
ISSUANCE OF BONDS	-	-	-	-	-
DELINQUENT M&O	234,968	250,000	233,018	250,000	-
CURRENT PENALTY AND INTEREST	61,637	100,000	66,567	100,000	-
DELINQUENT PENALTY AND INTEREST	90,602	-	90,000	-	-
CURRENT YR DISCOUNT	(93,875)	(80,000)	(93,532)	(80,000)	-
DELINQUENT DISCOUNT	(0)	-	-	-	-
COLLECTORS FEE	19,456	13,500	4,365	13,500	-
ADDTI TAXES ***	-	-	-	-	-
<b>TOTAL AD VALOREM TAXES</b>	<b>5,447,379</b>	<b>5,399,566</b>	<b>5,597,659</b>	<b>9,182,283</b>	<b>3,782,717</b>
<b>OTHER TAXES, LICENSES &amp; PERMITS</b>					
SALES TAX 1/2 CENT	3,023,517	2,550,000	2,506,579	2,550,000	-
ALCOHOL BEVERAGES	472	3,000	-	3,000	-
BEER LICENCES	130	150	120	150	-
TAX CERTIFICATES	4,520	-	2,570	-	-
MARRIAGE LICENSES	1,716	15,000	5,000	15,000	-
MIXED BEVERAGE TAX	42,770	35,000	36,000	35,000	-
<b>TOTAL OTHER TAXES &amp; LICENSES</b>	<b>3,073,124</b>	<b>2,603,150</b>	<b>2,550,269</b>	<b>2,603,150</b>	<b>-</b>
<b>OTHER GOVERNMENTAL REVENUE</b>					
BOAT REG. 10% COMMISSION	-	-	-	-	-
COMMISSIONS	21,069	-	620	-	-
OTHER	167,980	60,000	95,000	-	(60,000)
DONATIONS	-	200	-	200	-
RECREATION RENTALS	-	-	-	15,000	-
<b>OTHER GOVERNMENTAL REVENUE</b>	<b>189,049</b>	<b>60,200</b>	<b>95,620</b>	<b>15,200</b>	<b>(60,000)</b>
<b>INTERGOVERNMENTAL REVENUES</b>					
STATE JUDICIAL / CO. JUDGE	17,699	25,200	25,200	25,200	-
STATE JUDICIAL / CO. ATTORNEY	23,333	20,833	23,333	20,833	-
CHAPTER 19	-	12,000	-	-	(12,000)
SURPLUS DOLLARS FY	-	-	-	-	-
INDIGENT DEF. FUND	33,325	30,000	31,864	30,000	-
SW BORDER LCL. ASSISTANT	-	-	-	-	-
<b>TOTAL INTER GOVERNMENTAL REVENUES</b>	<b>74,358</b>	<b>88,033</b>	<b>80,397</b>	<b>76,033</b>	<b>(12,000)</b>

**COUNTY OF MAVERICK  
ANNUAL BUDGET  
REVENUES - GENERAL FUND  
2016 - 2017 PROPOSED BUDGET (UNAUDITED)**

	14-15 ACTUAL	15-16 BUGETED	PRO-FORMA ENDING 9.30.16	PROJECTED 16-17	DECREASE/ INCREASE
<b>MISCELLANEOUS REVENUES</b>					
UTILITIES	-	-	-	-	-
PLATS	-	-	-	-	-
<b>TOTAL MISCELLANEOUS REVENUES</b>	-	-	-	-	-
<b>FINES AND FORFEITURES</b>					
<b>STATE COLLECTORS FEES</b>				29,000	
TRAFFIC VIOLATIONS	2,801	30,000	-	-	(30,000)
DISTRICT COURT FINES	30,622	40,000	8,500	8,500	(31,500)
EXTRAD. FEES	-	-	-	-	-
COUNTY COURT FINES	5,570	30,000	11,000	11,000	(19,000)
DISTRICT CLERK FORFEITURES	-	-	-	-	-
BAIL BOND FORFEITURE	-	-	-	-	-
CHILD SUPPORT PROC. FEES	3,753	10,000	2,100	3,000	(7,000)
CONSTABLE FEES	-	-	-	-	-
J.P. PCT #1	30,957	30,000	22,000	30,000	-
J.P. PCT #2	102,870	90,000	95,000	90,000	-
J.P. PCT #3-1	31,841	30,000	30,000	30,000	-
J.P. PCT #3-2	7,618	7,000	13,000	7,000	-
J.P. PCT #4	84,426	90,000	51,000	90,000	-
JURY FUND	8,871	10,000	9,500	10,000	-
REIMB INDIGENT ATTY FEES	-	-	3,500	-	-
COUNTY ATTORNEY FEES	6,601	5,000	2,500	5,000	-
TRAIL FEES	-	-	-	-	-
DEFENSIVE DRIVING COURSE	-	500	-	-	(500)
COLLECTIONS DEPARTMENT	-	-	-	-	-
<b>TOTAL FINES AND FORFEITURES</b>	<b>315,930</b>	<b>372,500</b>	<b>248,100</b>	<b>313,500</b>	<b>(88,000)</b>
<b>FEES OF OFFICE</b>					
COUNTY SHERIFF	58,724	55,000	52,000	55,000	-
COUNTY CLERK FEES	301,542	300,000	294,000	300,000	-
DISTRICT CLERK	147,877	125,000	150,000	125,000	-
<b>TOTAL FEES OF OFFICE</b>	<b>508,142</b>	<b>480,000</b>	<b>496,000</b>	<b>480,000</b>	<b>-</b>

**COUNTY OF MAVERICK  
ANNUAL BUDGET  
REVENUES - GENERAL FUND  
2016 - 2017 PROPOSED BUDGET (UNAUDITED)**

14-15 ACTUAL	15-16 BUGETED	PRO-FORMA ENDING 9.30.16	PROJECTED 16-17	DECREASE/ INCREASE
-----------------	------------------	-----------------------------	--------------------	-----------------------

**REVENUES FROM USE OF ASSETS**

RENTS INS	50,055	50,000	54,000	50,000	
INTEREST EARNED	16,449	15,000	950	950	(14,050)
ROYALTIES	30,331	44,000	19,000	19,000	(25,000)
PRISONER CARE	629,428	2,700,640	540,000	2,239,406	(461,234)
<b>TOTAL REVENUES-USE OF ASSETS</b>	<b>726,264</b>	<b>2,809,640</b>	<b>613,950</b>	<b>2,309,356</b>	<b>(500,284)</b>

CHANGED AS PER JUDGE SAUCEDO INSTRUCTIONS. NOT RECOMMENDED BY THE AUDITOR. ORIGINAL AMOUNT \$ 1,487,880

**MISCELLANEOUS REVENUES**

MAVERICK COUNTY HOSPITAL DISTRICT	-	-	-	4,000	4,000
REIMBURSEMENTS MDCD	-	-	-	-	-
REIMBURSEMENTS-MONITOR	-	-	-	-	-
RESTITUTIONS	3,089	-	-	-	-
PUBLIC FACILITY CORPORTATION	-	-	-	-	-
SCHOOL CROSSING	-	-	-	-	-
OTHER	20	-	-	-	-
INSURANCE PROCEEDS	21,015	26,467	30,500	-	(26,467)
USDA-WTR PLT EXPANSION-REIM	-	-	-	-	-
TRANSFER OUT-INTERFUND	(54,060)	-	-	-	-
TRANSFER IN	120,938	61,005	61,005	-	-
TRANSFER IN-INTERFUND	800,000	48,529	-	-	-
TRANSFER IN - GRANT	43,668	-	-	-	-
LANDFILL TRANS IN -CELL 2 DEBT SVC & 2009A SERIE	1,597,027	2,045,164	2,040,000	2,045,164	-
RENTAL REVENUE - FAIRGROUNDS	1,000	-	500	-	-
TRANSFERS IN-SOLID WASTE ACCOUNTAN	61,473	64,132	64,132	64,132	-
HITDA - REIMBURSEMENT FROM CITY OF EAGLE PAS	54,526	52,958	28,000	52,958	-
ICE REIMBURSEMENT	2,826	5,000	5,000	5,000	-
Violence Against Women Grant Reimbursement	-	20,971	20,971	20,971	-
Passport Revenue	-	22,500	-	-	-
OVERAGE & SHORTAGE	426	-	-	-	-
<b>TOTAL MISCELLANEOUS REVENUES</b>	<b>2,651,948</b>	<b>2,346,726</b>	<b>2,250,108</b>	<b>2,192,225</b>	<b>(22,467)</b>
<b>TOTAL REVENUES</b>	<b>12,986,193</b>	<b>14,159,815</b>	<b>11,932,103</b>	<b>17,171,747</b>	<b>3,099,966</b>

AS PER PHONE CALL WITH THE JUDGE TO INCLUDE 500,000 FROM LANDFILL THAT HE SPOKE WITH CHAIRMAN NOT RECOMMENDED BY AUDITOR ORIGINAL AMT \$ 1,545,164

**COUNTY OF MAVERICK**  
**2016 - 2017 PROPOSED BUDGET (UNAUDITED)**  
**SUMMARY REVENUES / EXPENDITURES ALL FUNDS**

FUND NAME	FUND #	REVENUES	EXPENDITURES	OVER / (SHORT)
GENERAL FUND	100	17,171,747	17,171,747	0
ROAD & BRIDGE	112	3,281,826	3,281,793	33
ELDERLY NUTRITION	110	523,960	523,961	(0)
HEALTH DEPT	240	65,125	65,125	0
AIRPORT	200	81,158	81,158	(0)
WATER PLANT	180	415,071	415,071	(0)
INTEREST & SINKING - DEBT SERVICE	293	4,501,503	4,501,503	0
COURTHOUSE SECURITY	271	60,000	60,000	0
RECORDS MANAGEMENT	269	184,976	184,976	(0)
TECHNOLOGY FEES	267	21,000	21,000	0
MCDC	410	0	0	0
LAW LIBRARY	117	12,500	12,500	0
TRUANCY FUND	411	0	0	0
TOBACCO GRANT	503	4,125	4,125	0
TORDILLO TOWER	449	9,000	9,000	0
				<u>33</u>

**COUNTY OF MAVERICK**  
**2016 - 2017 PROPOSED BUDGET (UNAUDITED)**  
**SUMMARY REVENUES / EXPENDITURES ALL FUNDS**

FUND NAME	FUND #	FUND BALANCE	REVENUES	EXPENDITURES	OVER / (SHORT)
GENERAL FUND	100	(8,831,770)	17,171,747	17,171,747	(8,831,770)
ROAD & BRIDGE	112	(35,175)	3,281,826	3,281,793	(35,142)
ELDERLY NUTRITION	110	126,472	523,960	523,961	126,472
HEALTH DEPT	240	18,068	65,125	65,125	18,068
AIRPORT	200	2,261,505	81,158	81,158	2,261,505
WATER PLANT	180	5,898,562	415,071	415,071	5,898,562
INTEREST & SINKING - DEBT SERVICE	293	335,506	4,501,503	4,501,503	335,506
COURTHOUSE SECURITY	271	227,919	60,000	60,000	227,919
RECORDS MANAGEMENT	269	195,041	184,976	184,976	195,041
TECHNOLOGY FEES	267	50,810	21,000	21,000	50,810
MCDC	410	(1,100,786)	0	0	(1,100,786)
LAW LIBRARY	117	251,484	12,500	12,500	251,484
TRUANCY FUND	411	0	0	0	0
TOBACCO GRANT	503	0	4,125	4,125	0
TORDILLO TOWER	449	21,632	9,000	9,000	21,632
					0
					<u>(580,699)</u>

COUNTY OF MAVERICK  
APPROVED- GENERAL FUND

BUDGET SUMMARY  
2016 - 2017 PROPOSED BUDGET (UNAUDITED)

Page #	Dept #	PERSONNEL SERVICES	SUPPLIES	OTHER SERVICES	SUBTOTAL	CAPITAL OUTLAY	BUDGET	
9	400	400:COUNTY JUDGE AND COMMISSIONERS	485,385	7,400	270,994	763,779	18,941	782,720
10	401	401:IT-MEDIA TECH	38,363	0	1,000	39,363	0	39,363
11	403	403:COUNTY CLERK	199,337	18,275	7,625	225,237	0	225,237
12	405	405:VETERANS	45,192	400	3,231	48,823	0	48,823
13	406	406:293RD DISTRICT COURT	295,153	8,080	51,836	355,069	0	355,069
14	434	434:365 TH DISTRICT COURT	284,821	4,218	58,282	347,321	4,668	351,989
15	436	436:D.A.	0	0	378,788	378,788	0	378,788
16	437	437:JUVENILE / ADULT PROBATION	0	0	320,001	320,001	0	320,001
17	450	450:DISTRICT CLERK	328,900	21,175	13,825	363,900	2,400	366,300
18	455	455:JUSTICE OF THE PEACE PRCT. 1	85,417	3,220	2,100	90,737	0	90,737
19	457	457:JUSTICE OF THE PEACE PRCT. 2	85,417	4,200	6,600	96,217	0	96,217
20	459	459:JUSTICE OF THE PEACE PRCT. 3-1	85,417	1,980	2,220	89,617	0	89,617
21	460	460:JUSTICE OF THE PEACE PRCT. 3-2	59,983	2,300	4,300	66,583	0	66,583
22	461	461:JUSTICE OF THE PEACE PRCT. 4	85,417	2,700	3,750	91,867	0	91,867
23	462	462:CONSTABLE- Prct 1	49,255	500	4,234	53,989	0	53,989
24	463	463:CONSTABLE- Prct 2	49,255	850	1,250	51,355	0	51,355
25	464	464:CONSTABLE- Prct 3-1	72,792	150	10,072	83,014	0	83,014
26	465	465:CONSTABLE- Prct 3-2	31,646	200	3,100	34,946	0	34,946
27	466	466:CONSTABLE- Prct 4	49,255	1,200	11,177	61,632	0	61,632
28	475	475:COUNTY ATTORNEY	220,943	3,800	9,165	233,908	0	233,908
29	495	495:COUNTY AUDITOR	516,277	6,317	12,500	535,094	1,000	536,094
30	497	497:COUNTY TREASURER	296,436	9,400	35,350	341,186	1,050	342,236
31	499	499:TAX ASSESSOR COLLECTOR	330,642	24,200	76,560	431,402	1,140	432,542
32	501	501:INFORMATION DEPARTMENT	54,038	4,900	331,700	390,638	0	390,638
33	505	505:VOTER ADMINISTRATION	82,600	22,000	73,150	177,750	5,232	182,982
34	508	508:COLLECTION DEPARTMENT	42,304	3,200	0	45,504	5,650	51,154
35	510	510:COURTHOUSE	134,093	42,000	60,301	236,394	0	236,394
36	560	560:COUNTY SHERIFF	2,368,609	38,320	211,567	2,618,496	0	2,618,496
37	561	561:COUNTY JAIL	2,072,989	31,500	886,872	2,991,361	8,321	2,999,682
38	661	661:PCT 1 - ADMIN OFFICE @ LOPETEGUI F	68,810	5,165	16,172	90,147	0	90,147
39	647	647:PCT 1 ADMIN OFFICE VFW	35,307	0	3,000	38,307	0	38,307
40	520	520: FOOD PANTRY	198,964	9,796	48,700	257,460	0	257,460
41	663	663:COMMUNITY CENTER PCT 3	105,121	4,300	12,100	121,521	3,850	125,371
42	649	649 : PCT 2 ADMIN OFFICE	38,172	3,700	11,700	53,572	0	53,572
43	651	651:VECTOR CONTROL	62,217	7,500	0	69,717	0	69,717
43	652	652:CODE ENFORCEMENT	82,435	0	0	82,435	0	82,435
45	648	648:PARKS AND RECREATION	0	83,000	0	83,000	0	83,000
46	668	668: Boulder Ridge Pct 4 Community Center	34,507	2,380	8,500	45,387	0	45,387
47	665	665:AGRICULTURE	31,681	4,100	21,360	57,141	0	57,141
48	589	589: CEMETARY	135,588	13,800	0	149,388	0	149,388
49	820	820:PLANNER DEPARTMENT	58,279	1,790	4,910	64,979	0	64,979
50	690	690:INTERGV. AGRE. CONTR. SERVICE	0	0	798,376	798,376	0	798,376
51	691	691:EXP. CONTR. SERVICE	0	0	1,335,844	1,335,844	0	1,335,844
52	700	700:MATCHING FUNDS	0	0	2,212,551	2,212,551	0	2,212,551
53	621	621: HIDTA - CITY OF EP REIMBURSEMENT	54,700	0	0	54,700	0	54,700
54	653	653: ANY DEPT NEEDED	0	0	0	0	0	0
54	410	410 BANK FEES			41,000	41,000	0	41,000
TOTAL GENERAL FUND EXPENDITURES		9,355,717	398,016	7,365,762	17,119,495	52,252	17,171,747	

**COUNTY OF MAVERICK  
ANNUAL BUDGET - GENERAL FUND  
2016 - 2017 PROPOSED BUDGET (UNAUDITED)**

14-15 ACTUAL	15-16 BUDGETED	PRO-FORMA 9/30/2016	REQUESTED 16-17	PROPOSED 16-17
-----------------	-------------------	------------------------	--------------------	-------------------

9 F/T EMPLOYEES

**400:COUNTY JUDGE AND COMMISSIONERS COURT**

	14-15 ACTUAL	15-16 BUDGETED	PRO-FORMA 9/30/2016	REQUESTED 16-17	PROPOSED 16-17
<b><u>PERSONNEL SERVICES:</u></b>					
100-01010-400 ELECTED OFFICIAL	50,000	50,000	50,000	-	50,000
100-01015-400 ADD.ST. SUPPL.	16,586	25,200	25,200	-	25,200
100-01020-400 CO. COMM.	100,048	100,048	100,048	-	100,048
100-01050-400 SECRETARY	38,122	24,711	25,169	-	24,606
100-01060-400 TEMP EXTRA HELP	968	20,979	20,979	-	-
100-01110-400 ASSIST	29,829	32,597	33,272	-	34,000
100-01115-400 HR SECRETARY	-	22,380	22,234	-	22,298
100-01114-400 HR DIRECTOR	46,333	47,123	47,123	-	47,123
100-01060-400 PART TIME	-	-	-	-	-
100-02060-400 IN COUNTY CAR ALLOWANCE	32,880	33,156	33,156	-	33,156
100-02065-400 CELL PHONE ALLOWANCE	5,950	6,000	6,000	-	6,000
100-02051-400 LONGEVITY	-	810	810	-	-
100-02000-400 FRINGE BENEFITS	104,871	127,618	133,212	-	142,954
<b>TOTAL PERSONNEL SERVICES</b>	<b>425,586</b>	<b>490,622</b>	<b>497,203</b>	<b>-</b>	<b>485,385</b>
<b><u>SUPPLIES:</u></b>					
100-03100-400 STATION	1,535	1,000	500	-	1,000
100-03110-400 POSTAGE	1,103	600	600	-	600
100-03120-400 OPERATING	5,071	5,800	5,800	-	5,800
<b>TOTAL SUPPLIES</b>	<b>7,710</b>	<b>7,400</b>	<b>6,900</b>	<b>-</b>	<b>7,400</b>
<b><u>OTHER SERVICES AND CHARGES:</u></b>					
100-00000-400 CONTINGENCIES	7,600	47,408	47,408	-	47,408
100-04120-400 PROFESSIONAL SERVICES	64,998	60,000	60,000	-	60,000
100-04122-400 ATTORNEY FEES PROF SERV.	120,000	130,000	140,000	-	140,000
100-04222-400 PHONE	5,069	5,900	6,500	-	6,500
100-04224-400 ELECTRICITY	6,105	5,500	5,000	-	-
100-04264-400 MILEAGE	13,403	13,182	9,000	-	13,182
100-04330-400 ADV&LGL NOTICE	-	-	-	-	-
100-04520-400 REPAIRS&MAINT B	-	-	-	-	-
100-04550-400 RENTAL	-	-	-	-	-
<b>INSURANCE VEHICLE REPAIRS</b>					
100-04810-400 DUES	-	3,904	3,904	-	3,904
100-04810-400 PENALTY & FINES	-	-	-	-	-
<b>TOTAL OTHER SERV. AND CHARGES</b>	<b>217,175</b>	<b>265,894</b>	<b>271,812</b>	<b>-</b>	<b>270,994</b>
<b><u>CAPITAL OUTLAY</u></b>					
100-06100-400 MACHINERY AND EQUIPMENT 5000+	9,999	18,941	12,000	-	18,941
100-06101-400 MACHINERY AND EQUIPMENT 0-4999.99	-	-	-	-	-
<b>TOTAL CAPITAL OUTLAY</b>	<b>9,999</b>	<b>18,941</b>	<b>12,000</b>	<b>-</b>	<b>18,941</b>
<b>TOTAL DEPARTMENT EXPENDITURES</b>	<b>660,470</b>	<b>782,857</b>	<b>787,915</b>	<b>-</b>	<b>782,720</b>

COUNTY OF MAVERICK  
 ANNUAL BUDGET - GENERAL FUND  
 2016 - 2017 PROPOSED BUDGET (UNAUDITED)

14-15 ACTUAL	15-16 BUDGETED	PRO-FORMA 16-17	REQUESTED 16-17	PROPOSED 16-17
-----------------	-------------------	--------------------	--------------------	-------------------

1 F/T EMPLOYEE

**401:IT-MEDIA TECH**

**NEW DEPARTMENT**

PERSONNEL SERVICES:

100-01112-401	IT-MEDIA TECH	-	-	20,979	-	24,794
	LONGEVITY	-	-	-	-	-
100-02000-401	FRINGE BENEFITS	-	-	10,554	-	13,569
	<b>TOTAL PERSONNEL SERVICES</b>	-	-	<b>31,534</b>	-	<b>38,363</b>

SUPPLIES:

100-03100-401	STATION	-	-	-	1,000	-
100-03110-401	POSTAGE	-	-	-	200	-
100-03120-401	OPERATING SUPPLIES	-	-	-	1,000	-
	<b>TOTAL SUPPLIES</b>	-	-	-	<b>2,200</b>	-

OTHER SERVICES AND CHARGES:

100-04222-401	PHONE/INTERNET	-	-	-	1,100	1,000
100-04261-401	TRAVEL	-	-	-	-	-
100-04264-401	MILEAGE	-	-	-	1,000	-
100-04550-401	RENTAL	-	-	-	-	-
	CONFERENCES, WORKSHOP & FEES	-	-	-	-	-
		-	-	-	-	-
100-04520-401	REPAIRS AND MAINTENANCE BLDG.	-	-	-	-	-
100-04525-401	MAINTENANCE CONTRANCT	-	-	-	-	-
100-04810-401	DUES	-	-	-	-	-
	<b>TOTAL OTHER SERV. AND CHARGES</b>	-	-	-	<b>2,100</b>	<b>1,000</b>

CAPITAL OUTLAY

100-06100-401	MACHINERY AND EQUIPMENT 5000+	-	-	-	-	-
100-06101-401	MACHINERY AND EQUIPMENT 0-4999.99	-	-	-	4,000	-
	<b>TOTAL CAPITAL OUTLAY</b>	-	-	-	<b>4,000</b>	-
	<b>TOTAL DEPARTMENT EXPENDITURES</b>	-	-	<b>31,534</b>	<b>8,300</b>	<b>39,363</b>

**COUNTY OF MAVERICK  
ANNUAL BUDGET - GENERAL FUND  
2016 - 2017 PROPOSED BUDGET (UNAUDITED)**

14-15 ACTUAL	15-16 BUDGETED	PRO-FORMA 9/30/2016	REQUESTED 16-17	PROPOSED 16-17
-----------------	-------------------	------------------------	--------------------	-------------------

5 F/T EMPLOYEES

**403:COUNTY CLERK**

**PERSONNEL SERVICES:**

100-01010-403	ELECTED OFFICIAL	50,000	50,000	50,000	-	50,000
100-01040-403	DEPUTIES	75,954	80,368	79,000	-	80,122
	OFFICE & LABOR	-	-	-	-	-
100-02051-403	LONGEVITY	-	1,085	1,085	-	-
100-02000-403	FRINGE BENEFITS	54,503	53,521	53,787	-	69,215
<b>TOTAL PERSONNEL SERVICES</b>		<b>180,457</b>	<b>184,974</b>	<b>183,872</b>	<b>-</b>	<b>199,337</b>

**SUPPLIES:**

100-03100-403	STATION	1,957	2,000	2,000	2,500	2,000
100-03110-403	POSTAGE	1,837	2,500	2,000	2,500	2,500
100-03120-403	OPERATING SUPPLIES	8,044	13,775	13,500	9,000	13,775
<b>TOTAL SUPPLIES</b>		<b>11,838</b>	<b>18,275</b>	<b>17,500</b>	<b>14,000</b>	<b>18,275</b>

**OTHER SERVICES AND CHARGES:**

100-04130-403	JURY	-	-	-	-	-
100-04133-403	COURT REPORTER	-	-	-	-	-
100-04135-403	ELECTION EXPENSE	-	-	-	-	-
100-04222-403	PHONE	1,660	2,000	2,000	2,000	2,000
100-04264-403	MILEAGE	4,913	5,500	4,000	6,800	5,500
100-04520-403	REPAIRS AND MAINTENANCE BLDG.	-	-	-	-	-
100-04525-403	MAINTENANCE CONTRANCT	-	-	-	-	-
100-04810-403	DUES	-	125	125	125	125
<b>TOTAL OTHER SERV. AND CHARGES</b>		<b>6,573</b>	<b>7,625</b>	<b>6,125</b>	<b>8,925</b>	<b>7,625</b>

**CAPITAL OUTLAY**

100-06100-403	MACHINERY AND EQUIPMENT 5000+	-	-	-	-	-
100-06101-403	MACHINERY AND EQUIPMENT 0-4999.99	-	-	-	-	-
<b>TOTAL CAPITAL OUTLAY</b>		<b>-</b>	<b>-</b>	<b>-</b>	<b>-</b>	<b>-</b>
<b>TOTAL DEPARTMENT EXPENDITURES</b>		<b>198,867</b>	<b>210,874</b>	<b>207,497</b>	<b>22,925</b>	<b>225,237</b>

**COUNTY OF MAVERICK  
ANNUAL BUDGET - GENERAL FUND  
2016 - 2017 PROPOSED BUDGET (UNAUDITED)**

10-11 ACTUAL	15-16 BUDGETED	PRO-FORMA 9/30/2016	REQUESTED 16-17	PROPOSED 16-17
-----------------	-------------------	------------------------	--------------------	-------------------

1 F/T EMPLOYEE

**405:VETERANS**

**PERSONNEL SERVICES:**

100-01070-405	ELECTED OFFICIAL	29,928	30,380	30,380	-	30,380
100-02051-405	LONGEVITY		325	325		-
100-02000-405	FRINGE BENEFITS	12,424	<del>12,887</del>	12,035	-	14,813
<b>TOTAL PERSONNEL SERVICES</b>		<b>42,353</b>	<b>43,592</b>	<b>42,740</b>	<b>-</b>	<b>45,192</b>

**SUPPLIES:**

100-03100-405	STATION	-	100	50	-	100
100-03110-405	POSTAGE	-	-	-	-	-
100-03120-405	OPERATING SUPPLIES	-	300	150	-	300
<b>TOTAL SUPPLIES</b>		<b>-</b>	<b>400</b>	<b>200</b>	<b>-</b>	<b>400</b>

**OTHER SERVICES AND CHARGES:**

100-04222-405	PHONE / INTERNET	372	800	500	-	500
100-04264-405	MILEAGE	7,834	<del>2,731</del>	1,000	-	2,731
<b>TOTAL OTHER SERV. AND CHARGES</b>		<b>8,207</b>	<b>3,531</b>	<b>1,500</b>	<b>-</b>	<b>3,231</b>

**CAPITAL OUTLAY**

100-06100-405	MACHINERY AND EQUIPMENT 5000+	-	-	-	-	-
100-06101-405	MACHINERY AND EQUIPMENT 0-4999.99	-	-	-	-	-
<b>TOTAL CAPITAL OUTLAY</b>		<b>-</b>	<b>-</b>	<b>-</b>	<b>-</b>	<b>-</b>
<b>TOTAL DEPARTMENT EXPENDITURES</b>		<b>50,559</b>	<b>47,523</b>	<b>44,440</b>	<b>-</b>	<b>48,823</b>

**COUNTY OF MAVERICK  
ANNUAL BUDGET - GENERAL FUND  
2016 - 2017 PROPOSED BUDGET (UNAUDITED)**

10-11 ACTUAL	15-16 BUDGETED	PRO-FORMA 9/30/2016	REQUESTED 16-17	PROPOSED 16-17
-----------------	-------------------	------------------------	--------------------	-------------------

7 F/T EMPLOYEES

**406:293RD DISTRICT COURT**

	10-11 ACTUAL	15-16 BUDGETED	PRO-FORMA 9/30/2016	REQUESTED 16-17	PROPOSED 16-17
<b><u>PERSONNEL SERVICES:</u></b>					
100-01010-406 ELECTED OFFICIAL -JUVENILE	9,300	9,300	9,300	9,300	9,300
100-01050-406 SECRETARY	-	-	-	-	-
100-01060-406 TEMP. EXT. HELP	-	-	-	-	-
100-01085-406 BAILLIF	-	-	-	-	-
100-01110-406 ASSISTANCE	-	-	-	-	-
100-02060-406 CAR ALLOWANCE	5,950	6,000	6,000	6,000	6,000
LONGEVITY	-	-	-	-	-
100-02000-406 FRINGE BENEFITS	1,056	2,470	2,470	2,470	2,529
<b>TOTAL PERSONNEL SERVICES</b>	<b>16,306</b>	<b>17,770</b>	<b>17,770</b>	<b>17,770</b>	<b>17,829</b>
<b><u>SUPPLIES:</u></b>					
100-03100-406 STATION	1,635	2,180	700	2,180	2,180
100-03110-406 POSTAGE	1,643	1,400	1,400	1,400	1,400
100-03120-406 OPERATING SUPPLIES	2,821	3,500	3,500	3,500	3,500
100-03140-406 PUBLICATIONS	425	1,000	1,000	1,000	1,000
<b>TOTAL SUPPLIES</b>	<b>6,523</b>	<b>8,080</b>	<b>6,600</b>	<b>8,080</b>	<b>8,080</b>
<b><u>OTHER SERVICES AND CHARGES:</u></b>					
100-04120-406 PROFESSIONAL SERVICES	32,103	42,480	42,480	42,480	42,480
JURY MEALS	277	1,500	1,000	1,500	1,500
100-04222-406 PHONE / INTERNET	2,557	3,000	2,630	3,000	3,000
100-04226-406 WATER	-	-	-	-	-
100-04266-406 TRANSPORTATION	-	300	-	300	300
CONFERENCE, WORKSHOPS & FEES TRAVEL(ASSOCIATED W/CONFERENCE)	-	-	-	-	-
100-04264-406 MILEAGE	435	770	418	770	770
100-04119-406 ATTY MILEAGE	-	250	-	250	250
100-04520-406 REPAIRS AND MAINTENANCE	105	1,000	500	1,000	1,000
100-04550-406 RENTALS	-	-	-	-	-
100-04525-406 MAINT. CONTR.	-	-	-	-	-
100-04810-406 DUES	1,576	2,536	1,750	2,536	2,536
100-04900-406 AIDS TO OTHER GOVERNMENTS	255,105	277,324	270,000	291,190	277,324
100-06113-406 OTHER/LAW LIBRARY	-	-	-	-	-
<b>TOTAL OTHER SERV. AND CHARGES</b>	<b>292,160</b>	<b>329,160</b>	<b>318,778</b>	<b>343,026</b>	<b>329,160</b>
<b><u>CAPITAL OUTLAY</u></b>					
100-06100-406 MACHINERY AND EQUIPMENT 5000+	-	-	-	-	-
100-06101-406 MACHINERY AND EQUIPMENT 0-4999.99	-	-	-	-	-
<b>TOTAL CAPITAL OUTLAY</b>	<b>-</b>	<b>-</b>	<b>-</b>	<b>-</b>	<b>-</b>
<b>TOTAL DEPARTMENT EXPENDITURES</b>	<b>314,989</b>	<b>355,010</b>	<b>343,148</b>	<b>368,876</b>	<b>355,069</b>

Position 1	93,880
Position 2	97,075
Position 3	56,948
Position 4	39,083
Position 5	29,307
Position 6	34,840
Fringe Benefits	126,462
	<b>477,595</b>
Maverick 72.10%	344,346
Dimmit 12.80%	61,132
Zavala 15.10%	72,117
	<b>477,595</b>

**COUNTY OF MAVERICK  
ANNUAL BUDGET - GENERAL FUND  
2016 - 2017 PROPOSED BUDGET (UNAUDITED)**

14-15 ACTUAL	15-16 BUDGETED	PRO-FORMA 9/30/2016	REQUESTED 16-17	PROPOSED 16-17
-----------------	-------------------	------------------------	--------------------	-------------------

8 F/T EMPLOYEES

**434:365 TH DISTRICT COURT**

	14-15 ACTUAL	15-16 BUDGETED	PRO-FORMA 9/30/2016	REQUESTED 16-17	PROPOSED 16-17
<b><u>PERSONNEL SERVICES:</u></b>					
100-01010-434 ELECTED OFFICIAL	9,300	9,300	9,300	10,800	9,300
100-01050-434 SECRETARY	-	-	-	-	-
100-01060-434 TEMP. EXT. HELP	-	-	-	-	-
100-01085-434 BAILIF	-	-	-	-	-
100-01110-434 ASSISTANCE	-	-	-	-	-
100-02060-434 CAR ALLOWANCE LONGEVITY	5,950	6,000	6,000	-	6,000
100-02000-434 FRINGE BENEFITS	1,056	2,470	2,470	-	2,529
<b>TOTAL PERSONNEL SERVICES</b>	<b>16,306</b>	<b>17,770</b>	<b>17,770</b>	<b>10,800</b>	<b>17,829</b>
<b><u>SUPPLIES:</u></b>					
100-03100-434 STATION	402	500	500	800	500
100-03110-434 POSTAGE	751	500	780	800	800
100-03120-434 OPERATING SUPPLIES	1,218	2,138	2,138	2,400	2,138
100-03140-434 PUBLICATIONS	757	780	780	1,080	780
<b>TOTAL SUPPLIES</b>	<b>3,129</b>	<b>3,918</b>	<b>4,198</b>	<b>5,080</b>	<b>4,218</b>
<b><u>OTHER SERVICES AND CHARGES:</u></b>					
100-04120-434 PROFESSIONAL SERVICES	32,615	39,112	39,000	45,000	39,112
100-04131-434 JURY MEALS	139	1,250	1,000	1,250	1,250
100-04222-434 PHONE / INTERNET	8,923	9,215	9,215	9,215	9,500
100-04226-434 WATER	-	-	-	-	3,500
CONFERENCES, WORKSHOP & FEES	-	-	-	-	-
TRAVEL(ASSOCIATED W/ CONFERENCE)	-	-	-	-	-
100-04264-434 MILEAGE	-	1,750	1,750	1,750	1,750
100-04119-434 ATTY MILEAGE	-	-	-	-	-
100-04525-434 MAINTENANCE CONTRACT	936	1,170	1,170	1,500	1,170
REPAIRS AND MAINTENANCE	-	-	-	10,000	-
100-04810-434 DUES	1,807	2,000	2,000	2,000	2,000
100-04900-434 AIDS TO OTHER GOVERNMENTS	258,976	266,992	266,992	275,002	266,992
<b>TOTAL OTHER SERV. AND CHARGES</b>	<b>303,396</b>	<b>321,489</b>	<b>321,127</b>	<b>345,717</b>	<b>325,274</b>
<b><u>CAPITAL OUTLAY</u></b>					
100-06100-434 MACHINERY AND EQUIPMENT 5000+	3,915	4,668	4,668	-	-
100-06101-434 MACHINERY AND EQUIPMENT 0-4999.99	-	-	-	2,200	4,668
<b>TOTAL CAPITAL OUTLAY</b>	<b>3,915</b>	<b>4,668</b>	<b>4,668</b>	<b>2,200</b>	<b>4,668</b>
<b>TOTAL DEPARTMENT EXPENDITURES</b>	<b>326,746</b>	<b>347,845</b>	<b>347,763</b>	<b>363,797</b>	<b>351,989</b>
Position 1					43,765
Position 2					53,595
Position 3					42,004
Position 4					27,789
Position 5					93,000
Position 6					45,001
Position 7					18,720
Fringe Benefits					128,444
					<b>452,316</b>
Maverick 72.10%					326,120
Dimmit 12.80%					57,897
Zavala 15.10%					68,300
					<b>452,316</b>

**COUNTY OF MAVERICK  
ANNUAL BUDGET  
2016 - 2017 PROPOSED BUDGET (UNAUDITED)**

14-15 ACTUAL	15-16 BUDGETED	PRO-FORMA 9/30/2016	REQUESTED 16-17	PROPOSED 16-17
-----------------	-------------------	------------------------	--------------------	-------------------

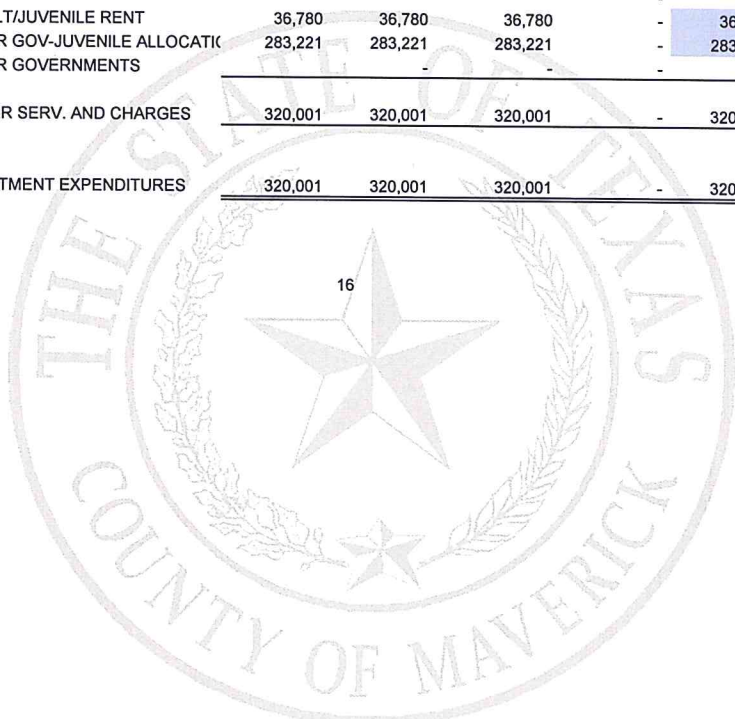
	14-15 ACTUAL	15-16 BUDGETED	PRO-FORMA 9/30/2016	REQUESTED 16-17	PROPOSED 16-17
<b><u>436:D.A.</u></b>					
DISTRICT ATTORNEY					
INVESTIGATOR					
ASSISTANT D.A					
SECRETARY					
100-01060-436 TEMP. EXT. HELP	-	-	-	-	-
100-02000-436 FRINGE BENEFITS	-	-	-	-	-
<b>TOTAL PERSONNEL SERVICES</b>	<b>-</b>	<b>-</b>	<b>-</b>	<b>-</b>	<b>-</b>
<b><u>SUPPLIES:</u></b>					
OFFICE SUPPLIES					
100-03120-436 OPERATION SUPPLY	-	-	-	-	-
<b>TOTAL SUPPLIES</b>	<b>-</b>	<b>-</b>	<b>-</b>	<b>-</b>	<b>-</b>
<b><u>OTHER SERVICES</u></b>					
100-04264-436 MILEAGE	-	-	-	-	-
100-04520-436 REPAIR AND MAINTENANCE	-	-	-	-	-
TRANSPORTATION	-	-	-	-	-
100-04580-436 LEASE AGREEMENT	-	-	-	-	-
100-04810-436 DUES	-	-	-	-	-
100-04900-436 AID TO OTHER GOVERNMENT DA'S ALLOCATION	369,930	378,788	378,788	-	378,788
100-04930-436 OTHER AID (BAP)	-	-	-	-	-
<b>TOTAL OTHER SERVICES</b>	<b>369,930</b>	<b>378,788</b>	<b>378,788</b>	<b>-</b>	<b>378,788</b>
<b><u>CAPITAL OUTLAY</u></b>					
100-06100-436 MACHINERY AND EQUIPMENT 5000+	-	-	-	-	-
100-06101-436 MACHINERY AND EQUIPMENT 0-4999.99	-	-	-	-	-
<b>TOTAL CAPITAL OUTLAY</b>	<b>-</b>	<b>-</b>	<b>-</b>	<b>-</b>	<b>-</b>
<b>TOTAL DEPARTMENT EXPENDITURES</b>	<b>369,930</b>	<b>378,788</b>	<b>378,788</b>	<b>-</b>	<b>378,788</b>

**COUNTY OF MAVERICK  
ANNUAL BUDGET - GENERAL FUND  
2016 - 2017 PROPOSED BUDGET (UNAUDITED)**

14-15 ACTUAL	15-16 BUDGETED	PRO-FORMA 9/30/2016	REQUESTED 16-17	PROPOSED 16-17
-----------------	-------------------	------------------------	--------------------	-------------------

**437: JUVENILE / ADULT PROBATION**

<u>OTHER SERVICES AND CHARGES:</u>					
100-04222-437	UTILITIES (TELEPHONE)	-	-	-	-
100-04520-437	REPAIRS AND MAINTENANCE	-	-	-	-
100-04525-437	MAINTENANCE CONTRACTS	-	-	-	-
100-04550-437	RENTAL - ADULT/JUVENILE RENT	36,780	36,780	36,780	36,780
100-04900-437	AIDS TO OTHER GOV-JUVENILE ALLOCATI	283,221	283,221	283,221	283,221
100-04901-437	AIDS TO OTHER GOVERNMENTS	-	-	-	-
<b>TOTAL OTHER SERV. AND CHARGES</b>		<b>320,001</b>	<b>320,001</b>	<b>320,001</b>	<b>- 320,001</b>
<b>TOTAL DEPARTMENT EXPENDITURES</b>		<b>320,001</b>	<b>320,001</b>	<b>320,001</b>	<b>- 320,001</b>



**COUNTY OF MAVERICK  
ANNUAL BUDGET -GENERAL FUND  
2016 - 2017 PROPOSED BUDGET (UNAUDITED)**

		14-15 ACTUAL	15-16 BUDGETED	PRO-FORMA 9/30/2016	REQUESTED 16-17	PROPOSED 16-17	
<b>450: DISTRICT CLERK</b>							7 F/T EMPLOYEES 2 F/T VACANCIES
<b>PERSONNEL SERVICES:</b>							
100-01010-450	ELECTED OFFICIAL	48,000	48,000	48,000	-	48,000	
100-01040-450	DEPUTIES & ASSISTANTS	131,988	140,914	137,431	-	145,118	
	CLERK - PASSPORT		11,704	-	-	16,640	
100-02051-450	LONGEVITY		1,370	1,370	-	-	
100-02000-450	FRINGE BENEFITS	77,882	92,870	78,209	-	119,142	
<b>TOTAL PERSONNEL SERVICES</b>		<b>257,870</b>	<b>294,857</b>	<b>265,010</b>	<b>-</b>	<b>328,900</b>	
<b>SUPPLIES:</b>							
100-03100-450	STATION	7,379	6,475	6,067	6,500	6,475	
100-03110-450	POSTAGE	12,211	8,500	10,153	8,800	8,500	
100-03120-450	OPERATING SUPPLIES	6,281	5,700	5,615	6,000	5,700	
100-03135-450	PRINT & BIND	296	500	-	900	500	
<b>TOTAL SUPPLIES</b>		<b>26,167</b>	<b>21,175</b>	<b>21,835</b>	<b>22,200</b>	<b>21,175</b>	
<b>OTHER SERVICES AND CHARGES:</b>							
100-04130-450	JURY	3,796	8,500	8,500	30,000	8,500	
100-04131-450	JURY REFRESHMENTS	246	500	400	400	500	
100-04222-450	PHONE / INTERNET	1,065	1,500	1,100	2,200	1,500	
	TRAVEL(CONF.,WORKSHOPS, ETC) CONFERENCES, WORKSHOPS & FEES						
100-04264-450	MILEAGE	3,030	3,200	3,200	4,200	3,200	
100-04520-450	REPAIRS AND MAINTENANCE	-	-	-	-	-	
100-04525-450	MAINTENANCE CONTRACTS	-	-	-	-	-	
100-04580-450	LEASE AGREEMENT	-	-	-	2,400	-	
100-04810-450	DUES	-	125	125	225	125	
<b>TOTAL OTHER SERV. AND CHARGES</b>		<b>8,137</b>	<b>13,825</b>	<b>13,325</b>	<b>39,425</b>	<b>13,825</b>	
<b>CAPITAL OUTLAY</b>							
100-06100-450	MACHINERY AND EQUIPMENT 5000 +	-	2,400	2,400	9,100	2,400	
100-06101-450	MACHINERY AND EQUIPMENT 0-4999.99	-	-	-	-	-	
<b>TOTAL CAPITAL OUTLAY</b>		<b>-</b>	<b>2,400</b>	<b>2,400</b>	<b>9,100</b>	<b>2,400</b>	
<b>TOTAL DEPARTMENT EXPENDITURES</b>		<b>292,174</b>	<b>332,257</b>	<b>302,571</b>	<b>70,725</b>	<b>366,300</b>	

**COUNTY OF MAVERICK  
ANNUAL BUDGET - GENERAL FUND  
2016 - 2017 PROPOSED BUDGET (UNAUDITED)**

14-15 ACTUAL	15-16 BUDGETED	PRO-FORMA 9/30/2016	REQUESTED 16-17	PROPOSED 16-17
-----------------	-------------------	------------------------	--------------------	-------------------

2 F/T EMPLOYEES

**455: JUSTICE OF THE PEACE PRCT. 1**

	14-15 ACTUAL	15-16 BUDGETED	PRO-FORMA 9/30/2016	REQUESTED 16-17	PROPOSED 16-17
<b><u>PERSONNEL SERVICES:</u></b>					
100-01010-455 ELECTED OFFICIAL OR	28,000	28,000	28,000	-	28,000
100-01060-455 TEMP. EXT. HELP			-	-	
100-01130-455 CLERK	22,087	23,503	23,225	-	23,413
100-02060-455 CAR ALLOWANCE	4,760	4,800	4,800	4,800	4,800
100-02065-455 CELL PHONE ALLOWANCE	1,190	1,200	1,200	1,200	1,200
LONGEVITY					-
100-02000-455 FRINGE BENEFITS	23,624	23,291	22,783	-	28,003
<b>TOTAL PERSONNEL SERVICES</b>	<b>79,661</b>	<b>80,794</b>	<b>80,008</b>	<b>6,000</b>	<b>85,417</b>
<b><u>SUPPLIES:</u></b>					
100-03100-455 STATION	421	800	800	800	800
100-03110-455 POSTAGE	227	325	645	1,000	645
100-03135-455 PRINT&BIND	-	-	-	-	-
100-03120-455 OPERATING SUPPLIES	678	1,775	1,775	3,000	1,775
<b>TOTAL SUPPLIES</b>	<b>1,326</b>	<b>2,900</b>	<b>3,220</b>	<b>4,800</b>	<b>3,220</b>
<b><u>OTHER SERVICES AND CHARGES:</u></b>					
100-04222-455 PHONE	1,920	2,563	2,100	2,563	2,100
100-04224-455 ELECTRICITY	-	-	-	-	-
100-04226-455 WATER	-	-	-	-	-
100-04200-455 PRINTING & BINDING	-	-	-	-	-
100-04264-455 MILEAGE	-	-	-	-	-
CONFERENCE, WORKSHOP & FEES	-	-	-	-	-
100-04261-455 TRAVEL	-	-	-	2,000	-
100-04550-455 RENTAL	-	-	-	-	-
100-04225-455 MAINTENANCE CONTRACT	-	-	-	-	-
100-04810-455 DUES	-	-	-	-	-
<b>TOTAL OTHER SERV. AND CHARGES</b>	<b>1,920</b>	<b>2,563</b>	<b>2,100</b>	<b>4,563</b>	<b>2,100</b>
<b><u>CAPITAL OUTLAY</u></b>					
100-06100-455 MACHINERY AND EQUIPMENT 5000 +	-	-	-	-	-
100-06101-455 MACHINERY AND EQUIPMENT 0-4999.99	-	-	-	-	-
100-06130-455 BUILDINGS	-	-	-	-	-
<b>TOTAL CAPITAL OUTLAY</b>	<b>-</b>	<b>-</b>	<b>-</b>	<b>-</b>	<b>-</b>
<b>TOTAL DEPARTMENT EXPENDITURES</b>	<b>82,908</b>	<b>86,257</b>	<b>85,328</b>	<b>15,363</b>	<b>90,737</b>

**COUNTY OF MAVERICK  
ANNUAL BUDGET - GENERAL FUND  
2016 - 2017 PROPOSED BUDGET (UNAUDITED)**

14-15 ACTUAL	15-16 BUDGETED	PRO-FORMA 9/30/2016	REQUESTED 16-17	PROPOSED 16-17
-----------------	-------------------	------------------------	--------------------	-------------------

2 F/T EMPLOYEES

**457: JUSTICE OF THE PEACE PRCT. 2**

	14-15 ACTUAL	15-16 BUDGETED	PRO-FORMA 9/30/2016	REQUESTED 16-17	PROPOSED 16-17
<b>PERSONNEL SERVICES:</b>					
100-01010-457 ELECTED OFFICIAL	28,000	28,000	28,000	28,000	28,000
100-01060-457 TEMP. EXT. HLP	-	-	-	-	-
100-01130-457 CLKS	23,154	23,503	23,601	23,503	23,413
100-02060-457 CAR ALLOWANCE	4,760	4,800	4,800	4,800	4,800
100-02065-457 CELL PHONE ALLOWANCE	1,190	1,200	1,200	1,200	1,200
100-02000-457 FRINGE BENEFITS	24,397	23,354	22,505	23,354	28,003
<b>TOTAL PERSONNEL SERVICES</b>	<b>81,501</b>	<b>80,857</b>	<b>80,106</b>	<b>80,857</b>	<b>85,417</b>
<b>SUPPLIES:</b>					
100-03100-457 STATION	2,784	2,800	1,000	2,800	2,800
100-03110-457 POSTAGE	-	400	200	400	400
100-03120-457 OPERATING SUPPLIES	711	1,000	750	1,000	1,000
100-03135-457 PRINT & BINDING	-	-	-	-	-
<b>TOTAL SUPPLIES</b>	<b>3,495</b>	<b>4,200</b>	<b>1,950</b>	<b>4,200</b>	<b>4,200</b>
<b>OTHER SERVICES AND CHARGES:</b>					
100-04200-457 UTILITY	781	-	-	-	-
100-04222-457 PHONE / INTERNET	1,251	4,107	4,107	3,000	4,200
100-04226-457 WATER	-	-	-	-	1,600
100-04264-457 MILEAGE	846	800	500	800	800
100-04520-457 REPAIR & MAINTENANCE BLDG	-	-	-	-	-
100-04550-457 RENTAL	-	-	-	-	-
100-04810-457 DUES	-	-	-	-	-
<b>TOTAL OTHER SERV. AND CHARGES</b>	<b>2,879</b>	<b>4,907</b>	<b>4,607</b>	<b>3,800</b>	<b>6,600</b>
<b>CAPITAL OUTLAY</b>					
100-06100-457 MACHINERY AND EQUIPMENT 5000 +	-	-	-	-	-
100-06101-457 MACHINERY AND EQUIPMENT 0-4999.99	-	-	-	-	-
<b>TOTAL CAPITAL OUTLAY</b>	<b>-</b>	<b>-</b>	<b>-</b>	<b>-</b>	<b>-</b>
<b>TOTAL DEPARTMENT EXPENDITURES</b>	<b>87,875</b>	<b>89,964</b>	<b>86,663</b>	<b>88,857</b>	<b>96,217</b>

COUNTY OF MAVERICK  
 ANNUAL BUDGET - GENERAL FUND  
 2016 - 2017 PROPOSED BUDGET (UNAUDITED)

14-15 ACTUAL	15-16 BUDGETED	PRO-FORMA 9/30/2016	REQUESTED 16-17	PROPOSED 16-17	2 F/T EMPLOYEES
-----------------	-------------------	------------------------	--------------------	-------------------	-----------------

459: JUSTICE OF THE PEACE PRCT. 3-1

	14-15 ACTUAL	15-16 BUDGETED	PRO-FORMA 9/30/2016	REQUESTED 16-17	PROPOSED 16-17
<u>PERSONNEL SERVICES:</u>					
100-01010-459 ELECTED OFFICIAL	28,000	28,000	28,000	28,000	28,000
100-01060-459 TEMP. EX. HLP.				-	
100-01130-459 CLERKS	24,061	23,503	23,556	23,503	23,413
100-02060-459 CAR ALLOWANCE	4,760	4,800	4,800	4,800	4,800
100-02065-459 CELL PHONE ALLOWANCE	1,190	1,200	1,200	1,200	1,200
LONGEVITY					-
100-02000-459 FRINGE BENEFITS	15,654	16,754	16,585	16,754	28,003
<b>TOTAL PERSONNEL SERVICES</b>	<b>73,665</b>	<b>74,257</b>	<b>74,141</b>	<b>74,257</b>	<b>85,417</b>
<u>SUPPLIES:</u>					
100-03100-459 STATION	-	-	-	-	-
100-03110-459 POSTAGE	172	350	300	350	350
100-03120-459 OPERATING SUPPLIES	1,939	1,630	1,500	1,630	1,630
PRINTING AND BINDERY	-	-	-	-	-
<b>TOTAL SUPPLIES</b>	<b>2,110</b>	<b>1,980</b>	<b>1,800</b>	<b>1,980</b>	<b>1,980</b>
<u>OTHER SERVICES AND CHARGES:</u>					
100-04200-459 UTILITY	2,642	2,000	2,000	2,000	-
100-04226-459 WATER					
100-04224-459 ELECTRICITY					
100-04222-459 PHONE / INTERNET / CABLE					2,000
100-04264-459 MILEAGE	-	220	220	220	220
100-04550-459 RENTAL	-	-	-	-	-
100-04810-459 DUES	-	-	-	-	-
<b>TOTAL OTHER SERV. AND CHARGES</b>	<b>2,642</b>	<b>2,220</b>	<b>2,220</b>	<b>2,220</b>	<b>2,220</b>
<u>CAPITAL OUTLAY</u>					
100-06100-459 MACHINERY AND EQUIPMENT 5000 +	-	-	-	-	-
100-06101-459 MACHINERY AND EQUIPMENT 0-4999.99	-	-	-	-	-
<b>TOTAL CAPITAL OUTLAY</b>	<b>-</b>	<b>-</b>	<b>-</b>	<b>-</b>	<b>-</b>
<b>TOTAL DEPARTMENT EXPENDITURES</b>	<b>78,417</b>	<b>78,457</b>	<b>78,161</b>	<b>78,457</b>	<b>89,617</b>

COUNTY OF MAVERICK  
 ANNUAL BUDGET - GENERAL FUND  
 2016 - 2017 PROPOSED BUDGET (UNAUDITED)

	14-15 ACTUAL	15-16 BUDGETED	PRO-FORMA 9/30/2016	REQUESTED 16-17	PROPOSED 16-17	
<u>460: JUSTICE OF THE PEACE PRCT. 3-2</u>						1 F/T EMPLOYEE
<u>PERSONNEL SERVICES:</u>						1 P/T EMPLOYEE
100-01010-460	28,000	28,000	28,000	28,000	28,000	
100-01130-460	10,778	11,493	13,027	-	9,194	
100-02060-460	4,760	4,800	4,800	4,800	4,800	
100-02065-460	1,190	1,200	1,200	1,200	1,200	
100-02000-460	14,975	13,777	14,053	-	16,788	
<b>TOTAL PERSONNEL SERVICES</b>	<b>59,703</b>	<b>59,270</b>	<b>61,080</b>	<b>34,000</b>	<b>59,983</b>	
<u>SUPPLIES:</u>						
100-03100-460	-	100	50	200	100	
100-03110-460	21	300	300	500	300	
100-03120-460	715	1,900	1,900	2,500	1,900	
<b>TOTAL SUPPLIES</b>	<b>736</b>	<b>2,300</b>	<b>2,250</b>	<b>3,200</b>	<b>2,300</b>	
<u>OTHER SERVICES AND CHARGES:</u>						
100-04222-460	12,566	2,400	2,000	2,800	2,300	
100-04224-460	387	200	150	500	2,000	
100-04264-460	-	-	-	1,000	-	
100-04520-460	-	-	-	-	-	
100-04550-460	-	-	-	-	-	
100-04810-460	-	-	-	250	-	
<b>TOTAL OTHER SERV. AND CHARGES</b>	<b>12,953</b>	<b>2,600</b>	<b>2,150</b>	<b>4,550</b>	<b>4,300</b>	
<u>CAPITAL OUTLAY</u>						
100-06100-460	-	-	-	-	-	
100-06101-460	-	-	-	-	-	
<b>TOTAL CAPITAL OUTLAY</b>	<b>-</b>	<b>-</b>	<b>-</b>	<b>-</b>	<b>-</b>	
<b>TOTAL DEPARTMENT EXPENDITURES</b>	<b>73,392</b>	<b>64,170</b>	<b>65,480</b>	<b>41,750</b>	<b>66,583</b>	

**COUNTY OF MAVERICK  
ANNUAL BUDGET - GENERAL FUND  
2016 - 2017 PROPOSED BUDGET (UNAUDITED)**

14-15 ACTUAL	15-16 BUDGETED	PRO-FORMA 9/30/2016	REQUESTED 16-17	PROPOSED 16-17
-----------------	-------------------	------------------------	--------------------	-------------------

2 F/T EMPLOYEES

**461: JUSTICE OF THE PEACE PRCT. 4**

	14-15 ACTUAL	15-16 BUDGETED	PRO-FORMA 9/30/2016	REQUESTED 16-17	PROPOSED 16-17
<b><u>PERSONNEL SERVICES:</u></b>					
100-01010-461 ELECTED OFFICIAL	28,000	28,000	28,000	-	28,000
100-01060-461 TEMP. EX. HLP.	-	-	-	-	-
100-01130-461 CLERKS	23,190	23,503	23,565	-	23,413
100-02060-461 CAR ALLOWANCE	4,760	4,800	4,800	4,800	4,800
100-02065-461 CELL PHONE ALLOWANCE	1,190	1,200	1,200	2,000	1,200
100-02051-461 LONGEVITY	-	195	195	-	-
100-02000-461 FRINGE BENEFITS	24,316	21,796	23,051	-	28,003
<b>TOTAL PERSONNEL SERVICES</b>	<b>81,456</b>	<b>79,494</b>	<b>80,811</b>	<b>6,800</b>	<b>85,417</b>
<b><u>SUPPLIES:</u></b>					
100-03100-461 STATION	273	646	646	800	646
100-03110-461 POSTAGE	194	700	700	1,000	700
100-03120-461 OPERATING SUPPLIES	676	1,354	1,354	1,000	1,354
<b>TOTAL SUPPLIES</b>	<b>1,142</b>	<b>2,700</b>	<b>2,700</b>	<b>2,800</b>	<b>2,700</b>
<b><u>OTHER SERVICES AND CHARGES:</u></b>					
100-04222-461 PHONE /INTERNET	-	-	-	2,400	1,000
100-04224-461 ELECTRICITY	2,721	3,100	2,750	3,500	2,750
100-04264-461 MILEAGE	-	-	-	-	-
100-04520-461 REPAIRS AND MAINTENANCE BLDG	-	-	-	-	-
100-04550-461 RENTAL	-	-	-	-	-
100-04810-461 DUES	-	-	-	-	-
<b>TOTAL OTHER SERV. AND CHARGES</b>	<b>2,721</b>	<b>3,100</b>	<b>2,750</b>	<b>5,900</b>	<b>3,750</b>
<b><u>CAPITAL OUTLAY</u></b>					
100-06100-461 MACHINERY AND EQUIPMENT 5000 +	-	-	-	-	-
100-06101-461 MACHINERY AND EQUIPMENT 0-4999.99	-	-	-	-	-
OTHER	-	-	-	-	-
<b>TOTAL CAPITAL OUTLAY</b>	<b>-</b>	<b>-</b>	<b>-</b>	<b>-</b>	<b>-</b>
<b>TOTAL DEPARTMENT EXPENDITURES</b>	<b>85,320</b>	<b>85,294</b>	<b>86,261</b>	<b>15,500</b>	<b>91,867</b>

**COUNTY OF MAVERICK  
ANNUAL BUDGET - GENERAL FUND  
2016 - 2017 PROPOSED BUDGET (UNAUDITED)**

14-15 ACTUAL	15-16 BUDGETED	PRO-FORMA 9/30/2016	REQUESTED 16-17	PROPOSED 16-17
-----------------	-------------------	------------------------	--------------------	-------------------

1 F/T EMPLOYEE  
1 P/T EMPLOYEE

**462:CONSTABLE- Prct 1**

**PERSONNEL SERVICES:**

100-01010-462	ELECTED OFFICIAL	18,000	18,000	18,000	-	18,000
100-01043-462	PART TIME	6,185	11,126	11,126	-	11,084
100-02060-462	CAR ALLOWANCE	3,570	3,600	3,600	-	3,600
100-02065-462	CELL PHONE ALLOWANCE	1,190	1,200	1,200	-	1,200
	LONGEVITY					-
100-02000-462	FRINGE BENEFITS	13,191	13,905	13,801	-	15,371
	<b>TOTAL PERSONNEL SERVICES</b>	<b>42,135</b>	<b>47,831</b>	<b>47,727</b>	<b>-</b>	<b>49,255</b>

**SUPPLIES:**

100-03100-462	STATION	-	-	-	-	-
100-03110-462	POSTAGE	-	-	-	-	-
100-03120-462	OPERATING SUPPLIES	40	500	250	1,000	500
	<b>TOTAL SUPPLIES</b>	<b>40</b>	<b>500</b>	<b>250</b>	<b>1,000</b>	<b>500</b>

**OTHER SERVICES AND CHARGES:**

100-04020-462	UNIFORMS	-	-	-	-	-
100-04200-462	UTILITIES (TELEPHONE)	-	-	-	-	-
100-04264-462	MILEAGE	-	-	-	700	-
100-04410-462	VEHICLE REPAIR	197	3,259	3,259	2,000	3,259
100-04420-462	VEHICLE FUEL & OIL	-	700	-	-	700
100-04430-462	COMMUNICATION / RADIOS	-	-	-	-	-
100-04520-462	REPAIRS AND MAINTENANCE BLDG	-	200	100	-	200
100-04520-462	MACHINERY & EQUIPMEN	-	-	-	-	-
100-04525-462	MAINTENANCE CONTRACTS	-	-	-	-	-
100-04580-462	LEASE AGREEMENT	-	-	-	-	-
100-04810-462	DUES	-	75	37	-	75
	<b>TOTAL OTHER SERV. AND CHARGES</b>	<b>197</b>	<b>4,234</b>	<b>3,396</b>	<b>2,700</b>	<b>4,234</b>

**CAPITAL OUTLAY**

100-06100-462	MACHINERY AND EQUIPMENT 5000 +	-	-	-	-	-
100-06101-462	MACHINERY AND EQUIPMENT 0-4999.99	-	-	-	-	-
100-08250-462	INTEREST	-	-	-	-	-
	<b>TOTAL CAPITAL OUTLAY</b>	<b>-</b>	<b>-</b>	<b>-</b>	<b>-</b>	<b>-</b>
	<b>TOTAL DEPARTMENT EXPENDITURES</b>	<b>42,372</b>	<b>52,565</b>	<b>51,373</b>	<b>3,700</b>	<b>53,989</b>

**COUNTY OF MAVERICK  
ANNUAL BUDGET - GENERAL FUND  
2016 - 2017 PROPOSED BUDGET (UNAUDITED)**

		14-15	15-16	PRO-FORMA	REQUESTED	PROPOSED	
		ACTUAL	BUDGETED	9/30/2016	16-17	16-17	
<b>463:CONSTABLE- Prct 2</b>							1 F/T EMPLOYEE 1 PART TIME VACANCY
<b>PERSONNEL SERVICES:</b>							
100-01010-463	ELECTED OFFICIALS	18,000	18,000	18,000	-	18,000	
100-01043-463	PART TIME		-	-	-	11,084	
100-02060-463	CAR ALLOWANCE	3,570	3,600	3,600	-	3,600	
100-02065-463	CELL PHONE ALLOWANCE	1,190	1,200	1,200	-	1,200	
	LONGEVITY					-	
100-02055-463	FRINGE BENEFITS	11,934	12,564	11,425	-	15,371	
<b>TOTAL PERSONNEL SERVICES</b>		<b>34,694</b>	<b>35,364</b>	<b>34,225</b>	<b>-</b>	<b>49,255</b>	
<b>SUPPLIES:</b>							
100-03100-463	STATION	-	200	100	-	200	
100-03110-463	POSTAGE	-	50	25	-	50	
100-03120-463	OPERATING SUPPLIES	-	600	300	-	600	
<b>TOTAL SUPPLIES</b>		<b>-</b>	<b>850</b>	<b>425</b>	<b>-</b>	<b>850</b>	
<b>OTHER SERVICES AND CHARGES:</b>							
100-04020-463	UNIFORMS	-	-	-	-	-	
100-04200-463	UTILITIES (TELEPHONE)	-	-	-	-	-	
100-04264-463	MILEAGE	-	-	-	-	-	
100-04410-463	VEHICLE REPAIR	-	500	250	-	500	
100-04420-463	VEHICLE FUEL & OIL	-	750	750	-	750	
100-04430-463	COMMUNICATION	-	-	-	-	-	
100-04520-463	REPAIRS AND MAINTENANCE BLDG	-	-	-	-	-	
100-04525-463	MAINTENANCE CONTRACTS	-	-	-	-	-	
100-04810-463	DUES	-	-	-	-	-	
<b>TOTAL OTHER SERV. AND CHARGES</b>		<b>-</b>	<b>1,250</b>	<b>1,000</b>	<b>-</b>	<b>1,250</b>	
<b>CAPITAL OUTLAY</b>							
100-06100-463	MACHINERY AND EQUIPMENT 5000 +	-	-	-	-	-	
100-06101-463	MACHINERY AND EQUIPMENT 0-4999.99	-	-	-	-	-	
<b>TOTAL CAPITAL OUTLAY</b>		<b>-</b>	<b>-</b>	<b>-</b>	<b>-</b>	<b>-</b>	
<b>TOTAL DEPARTMENT EXPENDITURES</b>		<b>34,694</b>	<b>37,464</b>	<b>35,650</b>	<b>-</b>	<b>51,355</b>	

**COUNTY OF MAVERICK  
ANNUAL BUDGET - GENERAL FUND  
2016 - 2017 PROPOSED BUDGET (UNAUDITED)**

14-15 ACTUAL	15-16 BUDGETED	PRO-FORMA 9/30/2016	REQUESTED 16-17	PROPOSED 16-17
-----------------	-------------------	------------------------	--------------------	-------------------

2 F/T EMPLOYEES

**464:CONSTABLE- Prct 3-1**

PERSONNEL SERVICES:

100-01010-464	ELECTED OFFICIALS	18,000	18,000	18,000	-	18,000
100-01040-464	DEPUTY	7,596	14,873	13,558	-	23,582
100-02060-464	CAR ALLOWANCE	3,570	3,600	3,600	-	3,600
100-02055-464	DOOR HANGER OP	-	-	-	-	-
100-02065-464	CELL PHONE ALLOWANCE	1,190	1,200	1,200	-	1,200
100-02051-464	LONGEVITY	-	245	245	-	-
100-02000-464	FRINGE BENEFITS	13,521	18,015	14,458	-	26,409
	<b>TOTAL PERSONNEL SERVICES</b>	<b>43,877</b>	<b>55,933</b>	<b>51,061</b>	<b>-</b>	<b>72,792</b>

SUPPLIES:

100-03100-464	STATION	-	50	25	50	50
100-03110-464	POSTAGE	-	-	-	-	-
100-03120-464	OPERATING SUPPLIES	-	100	50	1,500	100
	<b>TOTAL SUPPLIES</b>	<b>-</b>	<b>150</b>	<b>75</b>	<b>1,550</b>	<b>150</b>

OTHER SERVICES AND CHARGES:

100-04020-464	UNIFORMS	-	-	-	-	-
100-04120-464	PROFESSIONAL SERVICES	-	-	-	-	-
100-04200-464	UTILITIES (TELEPHONE)	-	-	-	-	-
100-04264-464	MILEAGE	-	-	-	2,000	-
100-04410-464	VEHICLE REPAIR	200	7,072	7,072	4,000	7,072
100-04420-464	VEHICLE FUEL & OIL	1,453	3,000	700	4,000	3,000
100-04430-464	COMMUNICATIONS	-	-	-	-	-
100-04520-464	REPAIRS & MAINTENANCE BLDG	-	-	-	-	-
100-04525-464	MAINTENANCE CONTRACTS	-	-	-	-	-
100-04580-464	LEASE PAYMENTS	-	-	-	-	-
100-04810-464	DUES	-	-	-	-	-
	<b>TOTAL OTHER SERV. AND CHARGES</b>	<b>1,653</b>	<b>10,072</b>	<b>7,772</b>	<b>10,000</b>	<b>10,072</b>

CAPITAL OUTLAY

100-06100-464	MACHINERY AND EQUIPMENT 5000 +	-	-	-	-	-
100-06101-464	MACHINERY AND EQUIPMENT 0-4999.99	-	-	-	-	-
100-08250-464	INTEREST	-	-	-	-	-
	<b>TOTAL CAPITAL OUTLAY</b>	<b>-</b>	<b>-</b>	<b>-</b>	<b>-</b>	<b>-</b>
	<b>TOTAL DEPARTMENT EXPENDITURES</b>	<b>45,530</b>	<b>66,155</b>	<b>58,908</b>	<b>11,550</b>	<b>83,014</b>

COUNTY OF MAVERICK  
 ANNUAL BUDGET - GENERAL FUND  
 2016 - 2017 PROPOSED BUDGET (UNAUDITED)

14-15 ACTUAL	15-16 BUDGETED	PRO-FORMA 9/30/2016	REQUESTED 16-17	PROPOSED 16-17
-----------------	-------------------	------------------------	--------------------	-------------------

1 F/T EMPLOYEE

465:CONSTABLE- Prct 3-2

	14-15 ACTUAL	15-16 BUDGETED	PRO-FORMA 9/30/2016	REQUESTED 16-17	PROPOSED 16-17
<b>PERSONNEL SERVICES:</b>					
100-01010-465 ELECTED OFFICIALS	18,000	18,000	18,000	-	18,000
100-02065-465 CAR ALLOWANCE	-	-	-	-	-
100-02065-465 CELL PHONE ALLOWANCE	1,190	1,200	1,200	-	1,200
100-02000-465 LONGEVITY	-	-	-	-	-
100-02000-465 FRINGE BENEFITS	11,220	9,923	10,843	-	12,446
<b>TOTAL PERSONNEL SERVICES</b>	<b>30,410</b>	<b>29,123</b>	<b>30,043</b>	<b>-</b>	<b>31,646</b>
<b>SUPPLIES:</b>					
100-03100-465 STATIONARY	-	200	100	-	200
100-03110-465 POSTAGE	-	-	-	-	-
100-03120-465 OPERATING SUPPLIES	-	-	-	-	-
<b>TOTAL SUPPLIES</b>	<b>-</b>	<b>200</b>	<b>100</b>	<b>-</b>	<b>200</b>
<b>OTHER SERVICES AND CHARGES:</b>					
100-04020-465 UNIFORMS	-	-	-	-	-
100-04120-465 PROFESSIONAL SERVICES	-	-	-	-	-
100-04200-465 UTILITIES (TELEPHONE)	-	-	-	-	-
100-04264-465 MILEAGE	-	-	-	-	-
100-04410-465 VEHICLE REPAIR	500	500	500	-	500
100-04420-465 VEHICLE FUEL & OIL	2,121	2,600	2,000	-	2,600
100-04430-465 COMMUNICATIONS	-	-	-	-	-
100-04520-465 REPAIRS & MAINTENANCE BLDG	-	-	-	-	-
100-04525-465 MAINTENANCE CONTRACTS	-	-	-	-	-
100-04580-465 LEASE PAYMENTS	-	-	-	-	-
100-04810-465 DUES	-	-	-	-	-
<b>TOTAL OTHER SERV. AND CHARGES</b>	<b>2,621</b>	<b>3,100</b>	<b>2,500</b>	<b>-</b>	<b>3,100</b>
<b>CAPITAL OUTLAY</b>					
100-06100-465 MACHINERY AND EQUIPMENT 5000 +	-	-	-	-	-
100-06101-465 MACHINERY AND EQUIPMENT 0-4999.99	-	-	-	-	-
100-08250-465 INTEREST	-	-	-	-	-
<b>TOTAL CAPITAL OUTLAY</b>	<b>-</b>	<b>-</b>	<b>-</b>	<b>-</b>	<b>-</b>
<b>TOTAL DEPARTMENT EXPENDITURES</b>	<b>33,030</b>	<b>32,423</b>	<b>32,643</b>	<b>-</b>	<b>34,946</b>

**COUNTY OF MAVERICK  
ANNUAL BUDGET - GENERAL FUND  
2016 - 2017 PROPOSED BUDGET (UNAUDITED)**

**466:CONSTABLE- Prct 4**

14-15 ACTUAL	15-16 BUDGETED	PRO-FORMA 9/30/2016	REQUESTED 16-17	PROPOSED 16-17
-----------------	-------------------	------------------------	--------------------	-------------------

1 F/T EMPLOYEES  
1 P/T EMPLOYEE

<u>PERSONNEL SERVICES:</u>		14-15 ACTUAL	15-16 BUDGETED	PRO-FORMA 9/30/2016	REQUESTED 16-17	PROPOSED 16-17
100-01010-466	ELECTED OFFICIALS	18,000	18,000	18,000	-	18,000
100-01043-466	PART-TIME	11,267	11,126	11,136	-	11,084
100-02060-466	CAR ALLOWANCE	3,570	3,600	3,600	3,600	3,600
100-02065-466	CELL PHONE ALLOWANCE	1,190	1,200	1,200	1,200	1,200
	LONGEVITY	-	-	-	-	-
100-02000-466	FRINGE BENEFITS	14,275	12,564	13,971	-	15,371
	<b>TOTAL PERSONNEL SERVICES</b>	<b>48,303</b>	<b>46,490</b>	<b>47,907</b>	<b>4,800</b>	<b>49,255</b>
<u>SUPPLIES:</u>		14-15 ACTUAL	15-16 BUDGETED	PRO-FORMA 9/30/2016	REQUESTED 16-17	PROPOSED 16-17
100-03100-466	STATION	-	-	-	-	-
100-02055-466	OPERATIONS	-	-	-	-	-
100-03110-466	POSTAGE	-	-	-	-	-
100-03120-466	OPERATING SUPPLIES	293	1,200	1,200	1,200	1,200
	<b>TOTAL SUPPLIES</b>	<b>293</b>	<b>1,200</b>	<b>1,200</b>	<b>1,200</b>	<b>1,200</b>
<u>OTHER SERVICES AND CHARGES:</u>		14-15 ACTUAL	15-16 BUDGETED	PRO-FORMA 9/30/2016	REQUESTED 16-17	PROPOSED 16-17
100-04020-466	UNIFORMS	-	-	-	-	-
100-04120-466	PROFESSIONAL SERVICES	-	-	-	-	-
100-04200-466	UTILITIES (TELEPHONE)	-	-	-	-	-
100-04264-466	MILEAGE	-	-	-	-	-
100-04410-466	VEHICLE REPAIR	472	3,825	2,500	500	3,825
100-04420-466	VEHICLE FUEL & OIL	-	1,100	700	3,000	1,100
100-04430-466	COMMUNICATIONS	-	-	-	-	-
100-04520-466	REPAIRS & MAINTENANCE BLDG	-	-	-	-	-
100-04525-466	MAINTENANCE CONTRACTS	-	-	-	-	-
100-04580-466	LSE AGREE.	-	6,252	5,000	36,000	6,252
100-04810-466	DUES	-	-	-	-	-
	<b>TOTAL OTHER SERV. AND CHARGES</b>	<b>472</b>	<b>11,177</b>	<b>8,200</b>	<b>39,500</b>	<b>11,177</b>
<u>CAPITAL OUTLAY</u>		14-15 ACTUAL	15-16 BUDGETED	PRO-FORMA 9/30/2016	REQUESTED 16-17	PROPOSED 16-17
100-06000-466	CAPITAL OUTLAY	-	-	-	-	-
100-06100-466	MACHINERY AND EQUIPMENT 5000 +	-	-	-	-	-
100-06101-466	MACHINERY AND EQUIPMENT 0-4999.99	-	-	-	-	-
	<b>TOTAL CAPITAL OUTLAY</b>	<b>-</b>	<b>-</b>	<b>-</b>	<b>-</b>	<b>-</b>
	<b>TOTAL DEPARTMENT EXPENDITURES</b>	<b>49,068</b>	<b>58,867</b>	<b>57,307</b>	<b>45,500</b>	<b>61,632</b>

**COUNTY OF MAVERICK  
ANNUAL BUDGET - GENERAL FUND  
2016 - 2017 PROPOSED BUDGET (UNAUDITED)**

14-15 ACTUAL	15-16 BUDGETED	PRO-FORMA 9/30/2016	REQUESTED 16-17	PROPOSED 16-17
-----------------	-------------------	------------------------	--------------------	-------------------

5 F/T EMPLOYEES

**475:COUNTY ATTORNEY**

	14-15 ACTUAL	15-16 BUDGETED	PRO-FORMA 9/30/2016	REQUESTED 16-17	PROPOSED 16-17
<b><u>PERSONNEL SERVICES:</u></b>					
100-01010-475 ELECTED OFFICIAL	40,132	40,132	40,132	-	40,132
100-01015-475 ADD.ST. SUPPL.	20,127	20,205	20,205	-	-
100-01040-475 DEPUTIES & ASSISTANTS	71,257	72,332	72,332	110,269	72,079
DEPUTIES PART TIME	-	-	-	-	-
100-01090-475 INVESTIGATOR	34,720	35,244	35,394	-	35,109
100-01110-475 ASSISTANTS	-	-	-	26,250	-
100-02051-475 LONGEVITY	-	1,900	1,900	-	-
100-02000-475 FRINGE BENEFITS	65,856	68,102	66,475	-	73,623
<b>TOTAL PERSONNEL SERVICES</b>	<b>232,093</b>	<b>237,915</b>	<b>236,438</b>	<b>136,519</b>	<b>220,943</b>
<b><u>SUPPLIES:</u></b>					
100-03100-475 STATION	43	1,000	500	3,000	1,000
100-03110-475 POSTAGE	63	300	100	350	300
100-03120-475 OPERATING SUPPLIES	948	2,500	1,300	3,500	2,500
<b>TOTAL SUPPLIES</b>	<b>1,055</b>	<b>3,800</b>	<b>1,900</b>	<b>6,850</b>	<b>3,800</b>
<b><u>OTHER SERVICES AND CHARGES:</u></b>					
100-04222-475 PHONE	2,531	2,100	2,100	2,500	2,100
100-04224-475 ELECTRICITY	3,739	4,000	3,500	4,000	3,500
100-04226-475 WATER	999	1,200	1,350	2,000	1,500
100-04261-475 TRAVEL(CONF, WORKSHOPS, ETC)	-	-	-	5,000	-
CONFERENCE,WORKSHOP&FEES	-	-	-	-	-
100-04264-475 MILEAGE	2,665	1,265	1,265	3,500	1,265
FUEL	-	-	-	-	-
100-04410-475 VEH REPAIR	307	300	600	1,500	800
MAINTENANCE	-	-	-	-	-
100-04550-475 RENTALS	-	-	-	1,000	-
100-04810-475 DUES	-	-	-	-	-
<b>TOTAL OTHER SERV. AND CHARGES</b>	<b>10,241</b>	<b>9,365</b>	<b>8,815</b>	<b>19,500</b>	<b>9,165</b>
<b><u>CAPITAL OUTLAY</u></b>					
IMPROVEMENT	-	-	-	-	-
100-06100-475 MACHINERY AND EQUIPMENT 5000 +	-	-	-	-	-
100-06101-475 MACHINERY AND EQUIPMENT 0-4999.99	-	-	-	4,999	-
<b>TOTAL CAPITAL OUTLAY</b>	<b>-</b>	<b>-</b>	<b>-</b>	<b>4,999</b>	<b>-</b>
<b>TOTAL DEPARTMENT EXPENDITURES</b>	<b>243,389</b>	<b>251,080</b>	<b>247,153</b>	<b>167,868</b>	<b>233,908</b>

**COUNTY OF MAVERICK  
ANNUAL BUDGET - GENERAL FUND  
2016 - 2017 PROPOSED BUDGET (UNAUDITED)**

	14-15 ACTUAL	15-16 BUDGETED	PRO-FORMA 9/30/2016	REQUESTED 16-17	PROPOSED 16-17	
<b>495:COUNTY AUDITOR</b>						7 F/T EMPLOYEES
						1 F/T VACANT
<b>PERSONNEL SERVICES:</b>						
100-01040-495	DEPUTIES	294,290	298,527	298,527	313,454	298,528
100-01060-495	TEMPORARY HELP	-	-	-	-	-
100-01070-495	APPOINTED OFFICIAL	70,019	70,019	70,019	70,019	70,019
100-02065-495	CELL ALLOWANCE	-	1,292	1,292	1,200	1,200
100-02051-495	LONGEVITY	-	1,015	1,015	-	-
100-02000-495	FRINGE BENEFITS	120,731	117,012	112,718	165,517	146,530
TOTAL PERSONNEL SERVICES		485,040	487,865	483,571	550,190	516,277
<b>SUPPLIES:</b>						
100-03100-495	STATION	1,330	1,517	1,517	1,517	1,517
100-03110-495	POSTAGE	224	800	700	800	800
100-03120-495	OPERATING	2,977	4,000	3,800	4,000	4,000
TOTAL SUPPLIES		4,532	6,317	6,017	6,317	6,317
<b>OTHER SERVICES AND CHARGES:</b>						
100-04222-495	PHONE / INTERNET	5,826	6,000	6,000	6,000	6,000
100-04226-495	WATER	-	-	-	-	-
100-04264-495	MILEAGE	898	1,000	950	1,000	1,000
100-04420-495	VEH FUEL & OIL	-	-	-	-	-
100-04261-495	TRAVEL	3,731	3,000	3,000	5,000	5,000
	TRAINING	-	-	-	-	-
100-04120-495	PROF. SERV	-	-	-	-	-
100-04550-495	RENTAL	360	-	-	-	-
100-04810-495	DUES	395	500	395	500	500
TOTAL OTHER SERV. AND CHARGES		11,211	10,500	10,345	12,500	12,500
<b>CAPITAL OUTLAY</b>						
100-06100-495	MACHINERY AND EQUIPMENT 5000 +	1,690	1,000	1,000	-	-
100-06101-495	MACHINERY AND EQUIPMENT 0-4999.99	-	-	-	1,000	1,000
TOTAL CAPITAL OUTLAY		1,690	1,000	1,000	1,000	1,000
TOTAL DEPARTMENT EXPENDITURES		502,473	505,682	500,933	570,007	536,094

\*\*\*\* Reimbursement from Landfill for One Accountant total 66,381 (Salary 47,711, Fringe Benefits 18,670)

**COUNTY OF MAVERICK  
ANNUAL BUDGET - GENERAL FUND  
2016 - 2017 PROPOSED BUDGET (UNAUDITED)**

14-15 ACTUAL	15-16 BUDGETED	PRO-FORMA 9/30/2016	REQUESTED 16-17	PROPOSED 16-17
-----------------	-------------------	------------------------	--------------------	-------------------

7 FT EMPLOYEES

**497:COUNTY TREASURER**

	14-15 ACTUAL	15-16 BUDGETED	PRO-FORMA 9/30/2016	REQUESTED 16-17	PROPOSED 16-17
<b><u>PERSONNEL SERVICES:</u></b>					
100-01010-497 ELECTED OFFICIAL	48,000	48,000	48,000	-	48,000
100-01110-497 ASSISTANCE	127,971	149,884	157,500	-	148,374
100-02051-497 LONGEVITY		3,310	3,310		-
100-02000-497 FRINGE BENEFITS	66,536	76,208	77,743	-	100,063
<b>TOTAL PERSONNEL SERVICES</b>	<b>242,507</b>	<b>277,402</b>	<b>286,553</b>	<b>-</b>	<b>296,436</b>
<b><u>SUPPLIES:</u></b>					
100-03100-497 STATION	7,384	8,000	8,000	12,000	8,000
100-03110-497 POSTAGE	1,112	1,400	1,300	2,000	1,400
100-03120-497 OPERATING SUPPLIES	-	-	-	-	-
<b>TOTAL SUPPLIES</b>	<b>8,497</b>	<b>9,400</b>	<b>9,300</b>	<b>14,000</b>	<b>9,400</b>
<b><u>OTHER SERVICES AND CHARGES:</u></b>					
100-04222-497 PHONE	1,997	2,200	2,300	2,500	2,300
100-04264-497 MILEAGE	584	1,150	900	1,150	1,150
100-04525-497 MAINTENANCE CONTRACT	936	1,450	1,000	1,500	1,450
100-04550-497 RENTALS	27,584	30,000	25,000	30,000	30,000
100-04810-497 DUES	170	450	450	450	450
<b>TOTAL OTHER SERV. AND CHARGES</b>	<b>31,270</b>	<b>35,250</b>	<b>29,650</b>	<b>35,600</b>	<b>35,350</b>
<b><u>CAPITAL OUTLAY</u></b>					
100-06100-497 MACHINERY AND EQUIPMENT 5000 +	-	1,050	1,050	-	-
100-06101-497 MACHINERY AND EQUIPMENT 0-4999.99	-	-	-	2,000	1,050
<b>TOTAL CAPITAL OUTLAY</b>	<b>-</b>	<b>1,050</b>	<b>1,050</b>	<b>2,000</b>	<b>1,050</b>
<b>TOTAL DEPARTMENT EXPENDITURES</b>	<b>282,274</b>	<b>323,102</b>	<b>326,553</b>	<b>51,600</b>	<b>342,236</b>

**COUNTY OF MAVERICK  
ANNUAL BUDGET - GENERAL FUND  
2016 - 2017 PROPOSED BUDGET (UNAUDITED)**

		14-15	15-16	PRO-FORMA	REQUESTED	PROPOSED	
		ACTUAL	BUDGETED	9/30/2016	16-17	16-17	
<b><u>499:TAX ASSESSOR COLLECTOR</u></b>							7 F/T EMPLOYEES 2 P/T TEMP VACANCIES 1 F/T VACANCY
<b><u>PERSONNEL SERVICES:</u></b>							
100-01010-499	ELECTED OFFICIAL	48,000	48,000	48,000	48,000	48,000	
100-01040-499	DEPUTIES	139,988	158,773	158,773	163,573	158,368	
100-01060-499	TEMPORARY HELP	8,533	11,400	9,000	11,400	11,400	
100-02051-499	LONGEVITY		4,095	4,095	4,095	-	
100-02000-499	FRINGE BENEFITS	84,601	85,895	84,558	85,895	112,875	
TOTAL PERSONNEL SERVICES		281,122	308,163	304,426	312,963	330,642	
<b><u>SUPPLIES:</u></b>							
100-03100-499	STATION	1,909	3,500	3,500	3,500	3,500	
100-03110-499	POSTAGE	12,251	10,700	10,700	10,700	10,700	
100-03120-499	OPERATING SUPPLIES	936	3,000	3,000	6,000	3,000	
100-03135-499	PRINTING & BINDERY	6,552	7,000	7,000	8,000	7,000	
TOTAL SUPPLIES		21,648	24,200	24,200	28,200	24,200	
<b><u>OTHER SERVICES AND CHARGES:</u></b>							
100-04222-499	PHONE	62,674	58,000	40,000	58,000	40,000	
100-04224-499	ELECTRICITY	-	-	-	-	17,000	
100-04261-499	TRAVEL(CONF,WORKSHOPS,ETC)	1,638	1,500	1,500	3,500	1,500	
	CONFERENCES,WORKSHOP &FEES	-	-	-	-	-	
100-04264-499	MILEAGE	165	200	-	200	200	
100-04525-499	MAINTENANCE CONTRACTS	-	360	-	-	360	
100-04550-499	RENTAL	-	-	-	-	-	
100-04580-499	LEASE AGREEMENT	16,996	17,000	17,000	17,828	17,000	
100-04810-499	DUES	90	500	300	500	500	
TOTAL OTHER SERV. AND CHARGES		81,562	77,560	58,800	80,028	76,560	
<b><u>CAPITAL OUTLAY</u></b>							
100-06100-499	MACHINERY & EQUIPMENT 5000+	954	1,140	-	-	-	
100-06101-499	MACHINERY & EQUIPMENT 0-4999.99	-	-	-	1,500	1,140	
TOTAL CAPITAL OUTLAY		954	1,140	-	1,500	1,140	
TOTAL DEPARTMENT EXPENDITURES		385,286	411,063	387,426	422,691	432,542	

COUNTY OF MAVERICK  
ANNUAL BUDGET - GENERAL FUND  
2016 - 2017 PROPOSED BUDGET (UNAUDITED)

	14-15 ACTUAL	15-16 BUDGETED	PRO-FORMA 9/30/2016	REQUESTED 16-17	PROPOSED 16-17	
<b>501:INFORMATION DEPARTMENT</b>						1 F/T EMPLOYEE
<u>PERSONNEL SERVICES:</u>						
100-01040-501	DEPUTIES	38,408	37,615	37,615	-	37,615
100-01130-501	CLERKS	-	-	-	-	-
	LONGEVITY					-
100-02000-501	FRINGE BENEFITS	13,858	13,835	13,454	-	16,423
	<b>TOTAL PERSONNEL SERVICES</b>	<b>52,266</b>	<b>51,450</b>	<b>51,069</b>	<b>-</b>	<b>54,038</b>
<u>SUPPLIES:</u>						
100-03100-501	STATION	68	600	400	600	600
100-03110-501	POSTAGE	-	300	150	300	300
100-03120-501	OPERATING SUPPLIES	6,227	4,000	2,000	4,000	4,000
100-03135-501	PRINTING & BINDERY	-	-	-	-	-
	<b>TOTAL SUPPLIES</b>	<b>6,295</b>	<b>4,900</b>	<b>2,550</b>	<b>4,900</b>	<b>4,900</b>
<u>OTHER SERVICES AND CHARGES:</u>						
100-04200-501	UTILITIES (TELEPHONE)	2,087	3,600	3,600	3,500	-
100-04223-501	CEL PHONES	-	-	-	-	3,000
100-04264-501	MILEAGE	448	700	300	700	700
100-04261-501	TRAVEL	-	1,000	-	2,000	1,000
	CONFERENCES,WORKSHOP &FEES					-
100-04580-501	SOFTWARE MTCE AGREE.	179,039	70,677	70,677	327,000	327,000
100-04810-501	DUES	-	-	-	-	-
	<b>TOTAL OTHER SERV. AND CHARGES</b>	<b>181,573</b>	<b>75,977</b>	<b>74,577</b>	<b>333,200</b>	<b>331,700</b>
<u>CAPITAL OUTLAY</u>						
100-06100-501	MACHINERY & EQUIPMENT 5000+	870	-	-	-	-
100-06101-501	MACHINERY & EQUIPMENT 0-4999.99	-	-	-	1,000	-
	<b>TOTAL CAPITAL OUTLAY</b>	<b>870</b>	<b>-</b>	<b>-</b>	<b>1,000</b>	<b>-</b>
	<b>TOTAL DEPARTMENT EXPENDITURES</b>	<b>241,004</b>	<b>132,327</b>	<b>128,196</b>	<b>339,100</b>	<b>390,638</b>

**COUNTY OF MAVERICK  
ANNUAL BUDGET - GENERAL FUND  
2016 - 2017 PROPOSED BUDGET (UNAUDITED)**

	14-15 ACTUAL	15-16 BUDGETED	PRO-FORMA 9/30/2016	REQUESTED 16-17	PROPOSED 16-17	
<b><u>505:VOTER ADMINISTRATION</u></b>						2 F/T EMPLOYEES
<b><u>PERSONNEL SERVICES:</u></b>						
100-01070-505	APPOINTED OFFICIAL	34,309	31,752	37,752	-	31,752
	OVERTIME					6,000
100-01130-505	CLKS	15,985	16,704	16,776	-	16,640
100-02051-505	LONGEVITY		905	905		-
100-02000-505	FRINGE BENEFITS	26,760	27,758	26,321	-	28,208
TOTAL PERSONNEL SERVICES		77,054	77,119	81,754	-	82,600
<b><u>SUPPLIES:</u></b>						
100-03100-505	STATION	200	-	-	800	-
100-03110-505	POSTAGE	1,992	12,000	12,000	7,000	12,000
100-03120-505	OPERATING SUPPLIES	2,021	6,526	7,000	6,900	7,000
100-03135-505	PRINTING & BINDERY	995	2,647	3,000	3,000	3,000
TOTAL SUPPLIES		5,208	21,173	22,000	17,700	22,000
<b><u>OTHER SERVICES AND CHARGES:</u></b>						
100-04135-505	ELECTION EXPENSE	53,948	64,987	65,000	7,500	65,000
100-04200-505	UTILITY	62	750	200	750	750
100-04222-505	PHONE / INTERNET					1,900
100-04261-505	TRAVEL(CONF.WORKSHOPS,ETC)	22	500	500	1,500	500
100-04520-505	REPAIRS & MAINT				5,000	-
100-04264-505	MILEAGE	938	5,000	3,000	5,000	5,000
100-04525-505	MAINT. CONTRACTS	4,913	-	-	5,000	-
100-04550-505	RENTAL	-	-	-	1,000	-
100-04810-505	DUES	-	-	-	-	-
TOTAL OTHER SERV. AND CHARGES		59,884	71,237	68,700	25,750	73,150
<b><u>CAPITAL OUTLAY</u></b>						
100-06100-505	MACHINERY & EQUIPMENT 5000+	2,078	5,232	3,600	10,500	5,232
100-06101-505	MACHINERY & EQUIPMENT 0-4999.99	-	-	-	-	-
TOTAL CAPITAL OUTLAY		2,078	5,232	3,600	10,500	5,232
TOTAL DEPARTMENT EXPENDITURES		144,224	174,761	176,054	53,950	182,982

**COUNTY OF MAVERICK  
ANNUAL BUDGET - GENERAL FUND  
2016 - 2017 PROPOSED BUDGET (UNAUDITED)**

14-15 ACTUAL	15-16 BUDGETED	PRO-FORMA 9/30/2016	REQUESTED 16-17	PROPOSED 16-17
-----------------	-------------------	------------------------	--------------------	-------------------

1 F/T EMPLOYEE

**508:COLLECTION DEPARTMENT**

	14-15 ACTUAL	15-16 BUDGETED	PRO-FORMA 9/30/2016	REQUESTED 16-17	PROPOSED 16-17
<b><u>PERSONNEL SERVICES:</u></b>					
100-01030-508 HEAD OF DEPARTMENT	37,451	13,366	13,366	-	-
100-01040-508 DEPUTIES	-	19,880	19,400	-	-
100-01130-508 CLERKS	-	-	-	28,018	28,018
OFFICE & LABOR PART TIME	-	-	-	-	-
100-02051-508 LONGEVITY	-	1,025	1,025	-	-
100-02000-508 FRINGE BENEFITS	13,703	12,185	11,686	-	14,287
<b>TOTAL PERSONNEL SERVICES</b>	<b>51,154</b>	<b>46,456</b>	<b>45,478</b>	<b>28,018</b>	<b>42,304</b>
<b><u>SUPPLIES:</u></b>					
100-03100-508 STATION	339	500	500	-	500
100-03110-508 POSTAGE	1,339	1,000	500	-	1,000
100-03120-508 OPERATING SUPPLIES	933	1,700	1,200	-	1,700
100-03135-508 PRINTING & BINDERY	-	-	-	-	-
<b>TOTAL SUPPLIES</b>	<b>2,611</b>	<b>3,200</b>	<b>2,200</b>	<b>-</b>	<b>3,200</b>
<b><u>OTHER SERVICES AND CHARGES:</u></b>					
100-04200-508 UTILITY	1,808	1,800	1,920	-	-
100-04222-508 PHONE / INTERNET	-	-	-	-	-
100-04264-508 MILEAGE	-	-	-	-	-
100-04520-508 REPAIR & MAINTENANCE BLDG.	-	-	-	-	-
100-04525-508 FUEL AND OIL	-	-	-	-	-
100-04550-508 RENTAL	-	-	-	-	-
100-04810-508 DUES	-	-	-	-	-
<b>TOTAL OTHER SERV. AND CHARGES</b>	<b>1,808</b>	<b>1,800</b>	<b>1,920</b>	<b>-</b>	<b>-</b>
<b><u>CAPITAL OUTLAY</u></b>					
100-06100-508 MACHINERY & EQUIPMENT 5000+	-	5,650	5,650	-	5,650
100-06101-508 MACHINERY & EQUIPMENT 0-4999.99	-	-	-	-	-
<b>TOTAL CAPITAL OUTLAY</b>	<b>-</b>	<b>5,650</b>	<b>5,650</b>	<b>-</b>	<b>5,650</b>
<b>TOTAL DEPARTMENT EXPENDITURES</b>	<b>55,574</b>	<b>57,106</b>	<b>55,248</b>	<b>28,018</b>	<b>51,154</b>

**COUNTY OF MAVERICK  
ANNUAL BUDGET - GENERAL FUND  
2016 - 2017 PROPOSED BUDGET (UNAUDITED)**

14-15 ACTUAL	15-16 BUDGETED	PRO-FORMA 9/30/2016	REQUESTED 16-17	PROPOSED 16-17
-----------------	-------------------	------------------------	--------------------	-------------------

4 F/T EMPLOYEES

**510:COURTHOUSE**

	14-15 ACTUAL	15-16 BUDGETED	PRO-FORMA 9/30/2016	REQUESTED 16-17	PROPOSED 16-17
<b><u>PERSONNEL SERVICES:</u></b>					
100-01140-510 CUSTODIANS	80,768	82,548	82,748	-	82,231
100-02051-510 LONGEVITY		1,370	1,370	-	-
100-02000-510 FRINGE BENEFITS	40,713	45,735	44,902	-	51,861
<b>TOTAL PERSONNEL SERVICES</b>	<b>121,481</b>	<b>129,653</b>	<b>129,020</b>	<b>-</b>	<b>134,093</b>
<b><u>SUPPLIES:</u></b>					
100-03120-510 OPERATING SUPPLIES	56,441	42,000	42,000	-	42,000
<b>TOTAL SUPPLIES</b>	<b>56,441</b>	<b>42,000</b>	<b>42,000</b>	<b>-</b>	<b>42,000</b>
<b><u>OTHER SERVICES AND CHARGES:</u></b>					
100-04222-510 PHONE	6,533	7,000	7,000	-	5,400
100-04223-510 CEL PHONES				-	2,000
100-04224-510 ELECTRICITY	51,627	46,500	46,500	-	30,000
100-04226-510 WATER	5,622	5,000	4,500	-	4,500
100-04520-510 REPAIR AND MAINTENANCE BLDG.	-	-	-	-	-
100-04424-510 COURTHOUSE	-	-	-	-	-
100-04525-510 MAINTENANCE CONTRACT	8,775	18,401	18,401	-	18,401
100-04580-510 LSE. AGREE.	-	-	-	-	-
100-04550-510 RENTAL	-	-	-	-	-
<b>TOTAL OTHER SERV. AND CHARGES</b>	<b>72,557</b>	<b>76,901</b>	<b>76,401</b>	<b>-</b>	<b>60,301</b>
<b><u>CAPITAL OUTLAY</u></b>					
100-06100-510 MACHINERY & EQUIPMENT 5000+	280	-	-	-	-
100-06101-510 MACHINERY & EQUIPMENT 0-4999.99	-	-	-	-	-
100-06102-510 CAPITAL OUTLAY	-	-	-	-	-
<b>TOTAL CAPITAL OUTLAY</b>	<b>280</b>	<b>-</b>	<b>-</b>	<b>-</b>	<b>-</b>
<b>TOTAL DEPARTMENT EXPENDITURES</b>	<b>250,760</b>	<b>248,554</b>	<b>247,421</b>	<b>-</b>	<b>236,394</b>

**COUNTY OF MAVERICK  
ANNUAL BUDGET - GENERAL FUND  
2016 - 2017 PROPOSED BUDGET (UNAUDITED)**

14-15 ACTUAL	15-16 BUDGETED	PRO-FORMA 9/30/2016	REQUESTED 16-17	PROPOSED 16-17
-----------------	-------------------	------------------------	--------------------	-------------------

47 F/T EMPLOYEES

**560:COUNTY SHERIFF**

	14-15 ACTUAL	15-16 BUDGETED	PRO-FORMA 9/30/2016	REQUESTED 16-17	PROPOSED 16-17
<b><u>PERSONNEL SERVICES:</u></b>					
100-01010-560 ELECTED OFFICIAL	26,154	50,000	50,000	50,000	50,000
100-01130-560 SHERIFF - CLERK	136,203	192,746	193,046	192,746	192,352
100-01040-560 DEPUTIES	824,926	837,741	914,741	875,096	924,800
100-01043-560 PART-TIME	-	-	-	-	-
100-01044-560 RESERVE DEPUTIES	-	-	-	-	-
100-01045-560 HOLIDAY/ OVERTIME	16,328	25,000	25,000	25,000	25,000
100-01047-560 ICE-OVERTIME INTERGOVERNMENT	2,826	5,000	1,741	5,000	5,000
100-01046-560 P/T DEPUTY	-	-	-	-	-
100-01050-560 SECRETARY	24,085	26,958	26,958	26,958	28,869
100-01060-560 TEM EXTRA HELP	-	-	-	-	-
100-01110-560 ADMINISTRATIVE ASSISTANT	27,452	28,017	28,092	28,017	30,003
100-01090-560 INVESTIGATION	178,673	188,493	183,493	198,493	214,041
100-01097-560 TRAFFIC CONTROL	-	-	-	-	-
100-01141-560 ASSISTANCE MECHANIC	-	-	-	-	-
100-01142-560 MECHANIC	30,031	30,497	30,647	30,497	30,380
100-01170-560 DISPATCHERS	97,469	105,394	116,197	105,394	110,588
100-02051-560 LONGEVITY	-	6,685	6,685	6,685	-
100-02000-560 FRINGE BENEFITS	535,056	618,754	550,785	652,649	757,576
<b>TOTAL PERSONNEL SERVICES</b>	<b>1,899,205</b>	<b>2,115,285</b>	<b>2,127,385</b>	<b>2,196,535</b>	<b>2,368,609</b>
<b><u>SUPPLIES:</u></b>					
100-03100-560 STATION	1,821	1,600	-	2,500	1,600
100-03110-560 POSTAGE	234	1,800	500	1,800	1,800
100-03120-560 OPERATING SUPPLIES	33,433	34,920	21,000	42,920	34,920
<b>TOTAL SUPPLIES</b>	<b>35,487</b>	<b>38,320</b>	<b>21,500</b>	<b>47,220</b>	<b>38,320</b>
<b><u>OTHER SERVICES AND CHARGES:</u></b>					
100-03202-560 UNREIMB GRANT COST	81,097	-	-	-	-
100-04020-560 UNIFORMS	-	9,600	9,600	9,600	9,600
100-04033-560 INMATE TRANSFER	-	-	-	-	-
100-04015-560 TRAINING	-	1,000	500	1,000	1,000
100-04222-560 PHONE	48,503	40,000	46,000	40,000	20,000
100-04223-560 CEL PHONES	-	-	-	-	28,000
100-04264-560 MILEAGE	-	650	500	1,000	650
100-04405-560 VEHICLE PURCH.	-	-	-	60,000	-
100-04420-560 VEHICLE FUEL & OIL	155,951	139,867	139,867	174,400	139,867
100-04430-560 COMM-RADIOS	-	350	-	-	350
100-04522-560 K9- MAINTENANCE	2,009	2,100	2,100	2,100	2,100
100-04525-560 MAINTANCE CONTRACT	-	10,000	7,500	10,000	10,000
100-04550-560 RENTAL	-	-	-	2,400	-
100-04580-560 LSE AGREEMENT	-	-	-	-	-
PRIOR ADM COST	-	-	-	-	-
<b>TOTAL OTHER SERV. AND CHARGES</b>	<b>287,560</b>	<b>203,567</b>	<b>206,067</b>	<b>300,500</b>	<b>211,567</b>
<b><u>CAPITAL OUTLAY</u></b>					
100-06100-560 MACHINERY & EQUIPMENT 5000+	4,000	-	-	5,000	-
100-06101-560 MACHINERY & EQUIPMENT 0-4999.99	-	-	-	-	-
100-08250-560 INTEREST	-	-	-	-	-
100-06130-560 IMPROVEMENT	-	-	-	-	-
<b>TOTAL CAPITAL OUTLAY</b>	<b>4,000</b>	<b>-</b>	<b>-</b>	<b>5,000</b>	<b>-</b>
<b>TOTAL DEPARTMENT EXPENDITURES</b>	<b>2,226,252</b>	<b>2,357,172</b>	<b>2,354,952</b>	<b>2,549,255</b>	<b>2,618,496</b>

**COUNTY OF MAVERICK  
ANNUAL BUDGET - GENERAL FUND  
2016 - 2017 PROPOSED BUDGET (UNAUDITED)**

	14-15 ACTUAL	15-16 BUDGETED	PRO-FORMA 9/30/2016	REQUESTED 16-17	PROPOSED 16-17	
<b>561: COUNTY JAIL</b>						44 F/T EMPLOYEES
<b>PERSONNEL SERVICES:</b>						1 P/T EMPLOYEE
						1 P/T VACANCY
						1 P/T VACANCY
100-01035-561	TRANS. OFFICIAL FULL	120,032	151,370	153,870	152,990	161,423
100-01038-561		-	-	-	-	-
100-01045-561	HOLIDAY / OVERTIME	10,966	25,000	25,000	25,000	25,000
100-01050-561	SECRETARY	-	-	-	-	-
100-01070-561	JAIL ADMINISTRATOR	16,064	42,625	42,625	42,625	42,625
100-01075-561	MONITOR	-	-	-	-	-
100-01130-561	CLERKS	72,624	72,566	72,776	72,566	77,709
	CLERK-FUL TIME	-	-	-	-	-
100-01131-561	CLERK-PART TIME	-	-	-	-	-
100-01139-561	CUSTODIAN ASSISTANCE	24,872	23,334	23,334	23,334	24,998
100-01140-561	CUSTODIAN	19,021	18,862	18,862	18,862	20,199
100-01146-561	DOCTOR	63,555	78,000	58,740	78,000	78,000
100-01147-561	NURSE	34,986	35,511	35,511	35,511	35,511
100-01150-561	MED. STAFF	-	-	-	-	-
100-01151-561	TEMP MEDICAL ASSISTANT	-	-	-	-	-
100-01157-561	CHIEF JAILER	36,412	31,668	31,668	31,668	31,668
100-01158-561	JAIL SUPERVISOR	121,933	115,482	93,992	115,482	123,212
100-01160-561	JAILERS	442,454	538,508	172,600	622,227	727,404
100-01161-561	ASSISTANCE ADMINISTRATION	25,198	31,027	11,260	31,027	31,027
100-01162-561	PART-JAILER	18,419	16,700	16,700	16,700	17,884
100-01180-561	DIETITIAN	-	-	-	-	-
100-01190-561	COOK	13,292	-	-	-	-
100-01192-561	PART-COOK	-	-	-	-	-
100-02051-461	LONGEVITY	-	3,910	3,910	3,910	-
100-02000-561	FRINGE BENEFITS	348,517	522,078	242,233	539,452	676,328
<b>TOTAL PERSONNEL SERVICES</b>						<b>1,368,344</b>
						<b>1,706,641</b>
						<b>1,003,081</b>
						<b>1,809,354</b>
						<b>2,072,989</b>
<b>SUPPLIES:</b>						
100-03100-561	STATION	3,899	-	-	5,000	-
100-03110-561	POSTAGE	1,214	1,500	1,500	1,500	1,500
100-03120-561	OPERATING SUPPLIES	32,828	30,000	30,000	30,000	30,000
<b>TOTAL SUPPLIES</b>						<b>37,940</b>
						<b>31,500</b>
						<b>31,500</b>
						<b>36,500</b>
						<b>31,500</b>
<b>OTHER SERVICES AND CHARGES:</b>						
100-04020-561	UNIFORMS	7,881	1,800	500	1,800	1,800
100-04028-561	FIRE ALARM INSPECTION	-	-	-	-	-
	YEARLY INSPECTIONS TO COMPLY	-	-	-	-	-
100-04030-561	PRISONER MEDICAL	172,065	151,800	251,000	185,628	251,000
100-04033-561	TRANSFER INMATE	48,852	43,440	28,000	43,440	43,440
100-04126-561	PRISONER OPERATING SUPPLY	213,728	180,405	191,202	367,920	200,000
100-04128-561	SUPPL/PRISON.FORD EXP	-	-	-	-	-
100-04222-561	PHONE	14,581	15,416	15,416	16,416	8,000
100-04223-561	CEL PHONES	-	-	-	-	6,500
100-04224-561	ELECTRICITY	139,573	127,991	115,000	160,000	115,000
100-04226-561	WATER	48,691	37,000	33,306	37,000	37,000
100-04227-561	CABLE	6,285	8,108	8,108	8,108	8,108
100-04264-561	MILEAGE	-	-	-	-	-
100-04405-561	VEHICLE LEASE PAYMENT	-	-	-	-	-
100-04420-561	VEHICLE FUEL & OIL	32,134	35,615	20,000	40,236	35,615
100-04520-561	REPAIRS & MAINTENANCE BLDG	53,285	86,509	100,000	86,509	100,000
	REPAIRS & MAINTENANCE EXTERIOR	-	-	-	-	-
	STATE INSPECTION FACILITY REPAIR	-	-	-	-	-
100-04525-561	MAINTENANCE CONTRACT	21,018	75,509	75,509	75,509	75,509
100-04580-561	LSE AGREE.	-	4,900	-	4,900	4,900
100-09510-561	FEMALE INMATE HOUSING	-	-	-	-	-
<b>TOTAL OTHER SERV. AND CHARGES</b>						<b>758,094</b>
						<b>768,494</b>
						<b>838,041</b>
						<b>1,027,466</b>
						<b>886,872</b>
<b>CAPITAL OUTLAY</b>						
100-06100-561	MACHINERY & EQUIPMENT 5000+	-	8,321	8,321	8,321	8,321
100-06101-561	MACHINERY & EQUIPMENT 0-4999.99	-	-	-	-	-
100-06130-561	IMPROVEMENT	-	-	-	-	-
<b>TOTAL CAPITAL OUTLAY</b>						<b>-</b>
						<b>8,321</b>
						<b>8,321</b>
						<b>8,321</b>
						<b>8,321</b>
<b>TOTAL DEPARTMENT EXPENDITURES</b>						<b>2,164,379</b>
						<b>2,514,955</b>
						<b>1,880,943</b>
						<b>2,881,641</b>
						<b>2,999,682</b>

COUNTY OF MAVERICK  
ANNUAL BUDGET - GENERAL FUND  
2016 - 2017 PROPOSED BUDGET (UNAUDITED)

14-15 ACTUAL	15-16 BUDGETED	PRO-FORMA 9/30/2016	REQUESTED 16-17	PROPOSED 16-17
-----------------	-------------------	------------------------	--------------------	-------------------

1 F/T EMPLOYEES  
1 P/T VACANCY  
1 P/T EMPLOYEE

**661:PCT 1 - ADMIN OFFICE @ LOPETEGUI PARK**

	14-15 ACTUAL	15-16 BUDGETED	PRO-FORMA 9/30/2016	REQUESTED 16-17	PROPOSED 16-17
<b>PERSONNEL SERVICES:</b>					
100-01110-661 ASSISTANT CLERKS	29,772	30,222	30,330	30,500	30,106
100-02051-661 LONGEVITY		185	185	185	-
100-02000-661 FRINGE BENEFITS	12,364	12,833	12,113	12,833	19,113
<b>TOTAL PERSONNEL SERVICES</b>	<b>42,136</b>	<b>43,240</b>	<b>42,628</b>	<b>43,518</b>	<b>68,810</b>
<b>SUPPLIES:</b>					
100-03100-661 STATIONARY	-	-	-	-	-
100-03110-661 POSTAGE	-	-	-	-	-
100-03120-661 OPERATING SUPPLIES	11	5,165	5,165	5,500	5,165
100-03130-661 OTHER	-	-	-	-	-
<b>TOTAL SUPPLIES</b>	<b>11</b>	<b>5,165</b>	<b>5,165</b>	<b>5,500</b>	<b>5,165</b>
<b>OTHER SERVICES AND CHARGES:</b>					
100-04200-661 UTILITY	9,676	12,720	12,720	20,000	-
100-04222-661 PHONE	1,995	3,700	2,390	4,000	5,500
100-04223-661 ELECTRICITY	-	-	-	-	1,600
100-04226-661 WATER	-	-	-	-	5,000
100-04264-661 MILEAGE	-	-	-	-	1,800
100-04261-661 TRAVEL	-	937	937	950	937
100-04450-661 FOOD DISTRIBUTION	-	-	-	-	-
100-04520-661 REPAIRS AND MAINTENANCE	-	1,335	1,335	1,500	1,335
100-04525-661 MAINTENANCE CONTRACTS	-	-	-	-	-
100-04550-661 RENTAL	-	-	-	-	-
100-04810-661 DUES	-	-	-	-	-
<b>TOTAL OTHER SERV. AND CHARGES</b>	<b>11,671</b>	<b>18,692</b>	<b>17,382</b>	<b>26,450</b>	<b>16,172</b>
<b>CAPITAL OUTLAY</b>					
100-06100-661 MACHINERY & EQUIPMENT 5000+	-	-	-	25,000	-
100-06101-661 MACHINERY & EQUIPMENT 0-4999.99	-	-	-	-	-
IMPROVEMENTS	-	-	-	-	-
BUILDING	-	-	-	-	-
<b>TOTAL CAPITAL OUTLAY</b>	<b>-</b>	<b>-</b>	<b>-</b>	<b>25,000</b>	<b>-</b>
<b>TOTAL DEPARTMENT EXPENDITURES</b>	<b>53,818</b>	<b>67,097</b>	<b>65,175</b>	<b>100,468</b>	<b>90,147</b>

FY16 2 P/T EMPLOYEES @ LAKE  
FY16 1 F/T EMPLOYEES @ PCT 1 COMMUNITY CENTER  
FY17 3 EMPLOYEES MOVE TO THIS OFFICE

COUNTY OF MAVERICK  
 ANNUAL BUDGET - GENERAL FUND  
 2016 - 2017 PROPOSED BUDGET (UNAUDITED)

14-15 ACTUAL	15-16 BUDGETED	PRO-FORMA 9/30/2016	REQUESTED 16-17	PROPOSED 16-17
-----------------	-------------------	------------------------	--------------------	-------------------

1 F/T EMPLOYEE

**647:PCT 1 ADMIN OFFICE VFW**

<u>PERSONNEL SERVICES:</u>				
100-01110-647	ASSISTANT			22,294
	CLERKS			-
100-02051-647	LONGEVITY			-
100-02000-647	FRINGE BENEFITS			13,013
TOTAL PERSONNEL SERVICES				35,307
<u>SUPPLIES:</u>				
100-03100-647	STATIONARY	-	-	-
100-03110-647	POSTAGE	-	-	-
100-03120-647	OPERATING SUPPLIES	-	-	-
TOTAL SUPPLIES				-
<u>OTHER SERVICES AND CHARGES:</u>				
100-04200-647	UTILITY			
100-04222-647	PHONE			
100-04224-647	ELECTRICITY			3,000
100-04264-647	MILEAGE			
100-04261-647	TRAVEL			
100-04520-647	REPAIRS AND MAINTENANCE			
100-04525-647	MAINTENANCE CONTRACTS			
100-04550-647	RENTAL			
100-04810-647	DUES			
TOTAL OTHER SERV. AND CHARGES				3,000
<u>CAPITAL OUTLAY</u>				
100-06100-647	MACHINERY & EQUIPMENT 5000+	-	-	-
100-06101-647	MACHINERY & EQUIPMENT 0-4999.99	-	-	-
	IMPROVEMENTS			
	BUILDING			
TOTAL CAPITAL OUTLAY				-
TOTAL DEPARTMENT EXPENDITURES				38,307

COUNTY OF MAVERICK  
 ANNUAL BUDGET - GENERAL FUND  
 2016 - 2017 PROPOSED BUDGET (UNAUDITED)

14-15 ACTUAL	15-16 BUDGETED	PRO-FORMA 9/30/2016	REQUESTED 16-17	PROPOSED 16-17
-----------------	-------------------	------------------------	--------------------	-------------------

5 F/T EMPLOYEES

**520: FOOD PANTRY**

	14-15 ACTUAL	15-16 BUDGETED	PRO-FORMA 9/30/2016	REQUESTED 16-17	PROPOSED 16-17
<b>PERSONNEL SERVICES:</b>					
100-01030-520 SUPERVISOR	39,579	40,176	40,176	-	40,176
100-01130-520 CLERKS	63,370	89,986	91,494	-	89,642
LONGEVITY		770	770	-	-
FRINGE BENEFITS	43,908	52,752	57,106	-	69,147
<b>TOTAL PERSONNEL SERVICES</b>	<b>146,856</b>	<b>183,684</b>	<b>189,546</b>	<b>-</b>	<b>198,964</b>
<b>SUPPLIES:</b>					
STATIONARY	-	-	-	-	-
POSTAGE	-	-	-	-	-
100-03120-520 OPERATING SUPPLIES	7,372	9,796	6,000	-	9,796
OTHER	-	-	-	-	-
<b>TOTAL SUPPLIES</b>	<b>7,372</b>	<b>9,796</b>	<b>6,000</b>	<b>-</b>	<b>9,796</b>
<b>OTHER SERVICES AND CHARGES:</b>					
UTILITY	-	1,483	1,643	-	-
100-04222-520 PHONE	-	538	548	-	3,500
100-04223-520 CEL PHONES	-	-	-	-	1,000
100-04224-520 ELECTRICITY	-	-	-	-	6,200
100-04226-520 WATER	-	-	-	-	2,000
MILEAGE	-	-	-	-	-
100-04450-520 FOOD DISTRIBUTION	36,000	36,000	36,000	-	36,000
REPAIRS AND MAINTENANCE	-	-	-	-	-
MAINTENANCE CONTRACTS	-	-	-	-	-
RENTAL	-	-	-	-	-
DUES	-	-	-	-	-
<b>TOTAL OTHER SERV. AND CHARGES</b>	<b>36,000</b>	<b>38,021</b>	<b>38,191</b>	<b>-</b>	<b>48,700</b>
<b>CAPITAL OUTLAY</b>					
100-06100-520 MACHINERY & EQUIPMENT 5000+	-	-	-	-	-
100-06101-520 MACHINERY & EQUIPMENT 0-4999.99	-	-	-	-	-
IMPROVEMENTS	-	-	-	-	-
BUILDING	-	-	-	-	-
<b>TOTAL CAPITAL OUTLAY</b>	<b>-</b>	<b>-</b>	<b>-</b>	<b>-</b>	<b>-</b>
<b>TOTAL DEPARTMENT EXPENDITURES</b>	<b>190,228</b>	<b>231,501</b>	<b>233,737</b>	<b>-</b>	<b>257,460</b>

**COUNTY OF MAVERICK  
ANNUAL BUDGET - GENERAL FUND  
2016 - 2017 PROPOSED BUDGET (UNAUDITED)**

14-15 ACTUAL	15-16 BUDGETED	PRO-FORMA 9/30/2016	REQUESTED 16-17	PROPOSED 16-17
-----------------	-------------------	------------------------	--------------------	-------------------

3 F/T EMPLOYEES

**663:COMMUNITY CENTER PCT 3**  
*Commissioner Pedro Venegas*

**PERSONNEL SERVICES:**

100-01060-663						
100-01110-663	ASSISTANT	29,250	29,692	30,517	-	29,578
100-01140-663	CLERKS	18,749	36,791	35,375	-	36,650
	TEMP	-	-	-	-	-
	LONGEVITY	-	620	620	-	-
100-02000-663	FRINGE BENEFITS	22,690	31,348	25,325	-	38,892

**TOTAL PERSONNEL SERVICES** 70,689 98,451 91,837 - 105,121

**SUPPLIES:**

100-03100-663	STATIONARY	903	1,000	800	3,000	1,000
100-03110-663	POSTAGE	-	-	-	-	-
100-03120-663	OPERATING SUPPLIES	2,049	3,300	3,300	6,000	3,300

**TOTAL SUPPLIES** 2,952 4,300 4,100 9,000 4,300

**OTHER SERVICES AND CHARGES:**

100-04200-663	UTILITY	-	2,800	-	2,800	-
100-04222-663	PHONE	1,713	3,496	3,946	3,500	4,000
100-04224-663	ELECTRICITY	3,324	814	800	-	800
100-04261-663	TRAVEL	-	2,400	2,400	4,800	2,400
100-04420-663	VEH FUEL AND OIL	481	2,400	400	2,400	2,400
100-04520-663	REP & MAINT. BUILDING	1,267	1,500	1,000	3,000	1,500
100-04410-663	VEH REPAIR	473	1,000	500	3,000	1,000
100-04550-663	RENTAL	-	-	-	-	-
100-04810-663	DUES	-	-	-	-	-

**TOTAL OTHER SERV. AND CHARGES** 7,258 14,400 9,046 19,500 12,100

**CAPITAL OUTLAY**

100-06100-663	MACHINERY & EQUIPMENT 5000+	3,850	3,850	3,850	5,000	3,850
100-06101-663	MACHINERY & EQUIPMENT 0-4999.99	-	-	-	-	-

**TOTAL CAPITAL OUTLAY** 3,850 3,850 3,850 5,000 3,850

**TOTAL DEPARTMENT EXPENDITURES** 84,749 121,001 108,833 33,500 125,371

**COUNTY OF MAVERICK  
ANNUAL BUDGET - GENERAL FUND  
2016 - 2017 PROPOSED BUDGET (UNAUDITED)**

14-15 ACTUAL	15-16 BUDGETED	PRO-FORMA 9/30/2016	REQUESTED 16-17	PROPOSED 16-17
-----------------	-------------------	------------------------	--------------------	-------------------

1 F/T EMPLOYEE

**649 : PCT 2 ADMIN OFFICE**

*Commissioner Rosy Cantu Office*

PERSONNEL SERVICES:

100-01110-649	ASSISTANT	-	24,732	24,550	-	24,638
100-01060-649	TEMP EXTRA HELP LONGEVITY	-	-	-	-	-
100-02000-649	FRINGE BENEFITS	-	11,348	11,186	-	13,534
<b>TOTAL PERSONNEL SERVICES</b>		-	36,080	35,736	-	38,172

SUPPLIES:

100-03100-649	OFFICE SUPPLIES	-	-	-	-	-
100-03110-649	POSTAGE	-	-	-	-	-
100-03120-649	OPERATING SUPPLIES	1,854	3,700	1,700	-	3,700
<b>TOTAL SUPPLIES</b>		1,854	3,700	1,700	-	3,700

OTHER SERVICES AND CHARGES:

100-04200-649	UTILITY	-	7,580	-	-	-
100-04222-649	PHONE	-	-	-	-	1,500
100-04224-649	ELECTRICITY WATER	-	-	-	-	5,800 2,000
100-04261-649	TRAVEL	-	2,400	1,000	-	2,400
100-04264-649	MILEAGE	-	-	-	-	-
100-04430-649	COMM-RADIOS	-	-	-	-	-
100-04520-649	REPAIRS AND MAINTENANCE BLDG	-	-	-	-	-
100-04525-649	MAINTENANCE CONTRACTS	-	-	-	-	-
100-04550-649	RENTAL	-	-	-	-	-
100-04810-649	DUES	-	-	-	-	-
<b>TOTAL OTHER SERV. AND CHARGES</b>		-	9,980	1,000	-	11,700

CAPITAL OUTLAY

100-06100-649	MACHINERY & EQUIPMENT 5000+	-	-	-	-	-
100-06101-649	MACHINERY & EQUIPMENT 0-4999.99	-	-	-	-	-
<b>TOTAL CAPITAL OUTLAY</b>		-	-	-	-	-
<b>TOTAL DEPARTMENT EXPENDITURES</b>		1,854	49,760	38,436	-	53,572

COUNTY OF MAVERICK  
 ANNUAL BUDGET - GENERAL FUND  
 2016 - 2017 PROPOSED BUDGET (UNAUDITED)

14-15 ACTUAL	15-16 BUDGETED	PRO-FORMA 9/30/2016	REQUESTED 16-17	PROPOSED 16-17
-----------------	-------------------	------------------------	--------------------	-------------------

2 F/T EMPLOYEES

**651:VECTOR CONTROL**

**NEW DEPARTMENT**

PERSONNEL SERVICES:

VECTOR CONTROL	-	-	-	37,721
SECRETARY	-	-	-	-
FRINGE BENEFITS	-	-	-	24,497
<b>TOTAL PERSONNEL SERVICES</b>	-	-	-	<b>62,217</b>

SUPPLIES:

STATION	-	-	-	-
POSTAGE	-	-	-	-
PRINTING & BINDING	-	-	-	-
OPERATING SUPPLIES	-	-	-	7,500
PROF SERVICES	-	-	-	-
BANK FEES	-	-	-	-
<b>TOTAL SUPPLIES</b>	-	-	-	<b>7,500</b>

OTHER SERVICES AND CHARGES:

TRAINING	-	-	-	-
UNIFORMS	-	-	-	-
UTILITIES (TELEPHONE)	-	-	-	-
TRAVEL OUT OF TOWN	-	-	-	-
MILEAGE	-	-	-	-
RENTAL	-	-	-	-
VEHICLE REPAIR	-	-	-	-
FUEL AND OIL	-	-	-	-
DUES	-	-	-	-
<b>TOTAL OTHER SERV. AND CHARGES</b>	-	-	-	-

CAPITAL OUTLAY

MACHINERY & EQUIPMENT 5000+	-	-	-	-
MACHINERY & EQUIPMENT 0-4999.99	-	-	-	-
OTHER CONTR. SERV.	-	-	-	-
<b>TOTAL CAPITAL OUTLAY</b>	-	-	-	-
<b>TOTAL DEPARTMENT EXPENDITURES</b>	-	-	-	<b>69,717</b>

COUNTY OF MAVERICK  
 ANNUAL BUDGET - GENERAL FUND  
 2016 - 2017 PROPOSED BUDGET (UNAUDITED)

14-15 ACTUAL	15-16 BUDGETED	PRO-FORMA 9/30/2016	REQUESTED 16-17	PROPOSED 16-17
-----------------	-------------------	------------------------	--------------------	-------------------

2 F/T EMPLOYEES

**652:CODE ENFORCEMENT**

**NEW DEPARTMENT**

**PERSONNEL SERVICES:**

SUPERVISOR	-	-	-	51,635
SECRETARY	-	-	-	-
LONGEVITY	-	-	-	-
FRINGE BENEFITS	-	-	-	30,800
<b>TOTAL PERSONNEL SERVICES</b>	-	-	-	<b>82,435</b>

**SUPPLIES:**

STATION	-	-	-	-
POSTAGE	-	-	-	-
PRINTING & BINDING	-	-	-	-
OPERATING SUPPLIES	-	-	-	-
PROF SERVICES	-	-	-	-
BANK FEES	-	-	-	-
<b>TOTAL SUPPLIES</b>	-	-	-	-

**OTHER SERVICES AND CHARGES:**

TRAINING	-	-	-	-
UNIFORMS	-	-	-	-
UTILITIES (TELEPHONE)	-	-	-	-
TRAVEL OUT OF TOWN	-	-	-	-
MILEAGE	-	-	-	-
RENTAL	-	-	-	-
VEHICLE REPAIR	-	-	-	-
FUEL AND OIL	-	-	-	-
DUES	-	-	-	-
<b>TOTAL OTHER SERV. AND CHARGES</b>	-	-	-	-

**CAPITAL OUTLAY**

MACHINERY & EQUIPMENT 5000+	-	-	-	-
MACHINERY & EQUIPMENT 0-4999.99	-	-	-	-
OTHER CONTR. SERV.	-	-	-	-
<b>TOTAL CAPITAL OUTLAY</b>	-	-	-	-

<b>TOTAL DEPARTMENT EXPENDITURES</b>	-	-	-	<b>82,435</b>
--------------------------------------	---	---	---	---------------

COUNTY OF MAVERICK  
 ANNUAL BUDGET - GENERAL FUND  
 2016 - 2017 PROPOSED BUDGET (UNAUDITED)

14-15 ACTUAL	15-16 BUDGETED	PRO-FORMA 9/30/2016	REQUESTED 16-17	PROPOSED 16-17
-----------------	-------------------	------------------------	--------------------	-------------------

**648: PARKS AND RECREATION**

**NEW DEPARTMENT**

PERSONNEL SERVICES:

SUPERVISOR	-	-	-	-	? ISAC WILL BE MOVED
SECRETARY	-	-	-	-	
FRINGE BENEFITS	-	-	-	-	

TOTAL PERSONNEL SERVICES

SUPPLIES:

STATION	-	-	-	-	
POSTAGE	-	-	-	-	
WATER	-	-	-	35,000	
ELECTRICITY	-	-	-	48,000	
PHONE / INTERNET	-	-	-	-	
CEL PHONES	-	-	-	-	
PRINTING & BINDING	-	-	-	-	
<b>OPERATING SUPPLIES</b>	-	-	-	-	????

PROF SERVICES

PROF SERVICES	-	-	-	-	
---------------	---	---	---	---	--

BANK FEES

BANK FEES	-	-	-	-	
-----------	---	---	---	---	--

TOTAL SUPPLIES

OTHER SERVICES AND CHARGES:

TRAINING	-	-	-	-	
UNIFORMS	-	-	-	-	
UTILITIES (TELEPHONE)	-	-	-	-	
TRAVEL OUT OF TOWN	-	-	-	-	
MILEAGE	-	-	-	-	
RENTAL	-	-	-	-	
VEHICLE REPAIR	-	-	-	-	
FUEL AND OIL	-	-	-	-	
DUES	-	-	-	-	

TOTAL OTHER SERV. AND CHARGES

CAPITAL OUTLAY

MACHINERY & EQUIPMENT 5000+	-	-	-	-	
MACHINERY & EQUIPMENT 0-4999.99	-	-	-	-	
OTHER CONTR. SERV.	-	-	-	-	

TOTAL CAPITAL OUTLAY

<b>TOTAL DEPARTMENT EXPENDITURES</b>	-	-	-	-	<b>83,000</b>
--------------------------------------	---	---	---	---	---------------

**COUNTY OF MAVERICK  
ANNUAL BUDGET - GENERAL FUND  
2016 - 2017 PROPOSED BUDGET (UNAUDITED)**

14-15 ACTUAL	15-16 BUDGETED	PRO-FORMA 9/30/2016	REQUESTED 16-17	PROPOSED 16-17
-----------------	-------------------	------------------------	--------------------	-------------------

1 F/T EMPLOYEE

**668: Boulder Ridge Pct 4 Community Center**

*Commissioner Roberto Ruiz Office*

**PERSONNEL SERVICES:**

100-01050-668	SECRETARY	-	21,723	21,963	-	21,640
	LONGEVITY	-	-	-	-	-
100-02000-668	FRINGE BENEFITS	-	11,097	9,909	-	12,867
	<b>TOTAL PERSONNEL SERVICES</b>	-	<b>32,820</b>	<b>31,872</b>	-	<b>34,507</b>

**SUPPLIES:**

	OFFICE SUPPLIES	-	-	-	-	-
	POSTAGE	-	-	-	-	-
100-03120-668	OPERATING SUPPLIES	-	2,380	2,000	2,000	2,380
	<b>TOTAL SUPPLIES</b>	-	<b>2,380</b>	<b>2,000</b>	<b>2,000</b>	<b>2,380</b>

**OTHER SERVICES AND CHARGES:**

100-04200-668	UTILITIES (ELECTRICITY/TELEPHONE)	-	4,400	600	8,000	-
100-04222-668	PHONE	-	-	-	5,000	2,500
100-04224-668	ELECTRICITY	-	-	-	-	3,500
	PRINTING & BINDING	-	-	-	-	-
	ADVERTISING	-	-	-	-	-
	MILEAGE	-	-	-	-	-
100-04261-668	TRAVEL	-	2,400	2,100	2,000	2,400
	VEHICLE REPAIR	-	-	-	-	-
	FUEL AND OIL	-	-	-	-	-
100-04520-668	REPAIRS AND MAINTENANCE BLDG	-	100	100	8,000	100
	AID TO OTHER GOVERNMENTS	-	-	-	-	-
	TRAVEL	-	-	-	-	-
	MAINTENANCE CONTRACTS	-	-	-	-	-
	RENTAL	-	-	-	-	-
	DUES	-	-	-	-	-
	<b>TOTAL OTHER SERV. AND CHARGES</b>	-	<b>6,900</b>	<b>2,800</b>	<b>23,000</b>	<b>8,500</b>

**CAPITAL OUTLAY**

	IMPROVEMENT	-	-	-	-	-
100-06100-668	MACHINERY & EQUIPMENT 5000+	-	-	-	-	-
100-06101-668	MACHINERY & EQUIPMENT 0-4999.99	-	-	-	-	-
	<b>TOTAL CAPITAL OUTLAY</b>	-	-	-	-	-
	<b>TOTAL DEPARTMENT EXPENDITURES</b>	-	<b>42,100</b>	<b>36,672</b>	<b>25,000</b>	<b>45,387</b>

**COUNTY OF MAVERICK  
ANNUAL BUDGET - GENERAL FUND  
2016 - 2017 PROPOSED BUDGET (UNAUDITED)**

		14-15	15-16	PRO-FORMA	REQUESTED	PROPOSED	
		ACTUAL	BUDGETED	9/30/2016	16-17	16-17	
<b>665:AGRICULTURE</b>							1 F/T EMPLOYEE 1 P/T VACANCY
<b>PERSONNEL SERVICES:</b>							
100-01070-665	APPOINTED OFFICIAL	12,407	12,594	12,594	12,594	12,594	No Health Ins
100-01130-665	CLERKS	6,856	8,477	7,300	8,477	8,476	
100-02060-665	CAR ALLOWANCE	5,454	5,500	5,500	5,500	5,500	
	LONGEVITY						
100-02000-665	FRINGE BENEFITS	2,636	4,677	3,150	4,677	5,111	
<b>TOTAL PERSONNEL SERVICES</b>		<b>27,353</b>	<b>31,248</b>	<b>28,544</b>	<b>31,248</b>	<b>31,681</b>	
<b>SUPPLIES:</b>							
100-03100-665	STATION	975	1,000	500	1,000	1,000	
100-03110-665	POSTAGE	-	100	50	100	100	
100-03120-665	OPERATING SUPPLY	106	3,000	1,500	3,000	3,000	
<b>TOTAL SUPPLIES</b>		<b>1,081</b>	<b>4,100</b>	<b>2,050</b>	<b>4,100</b>	<b>4,100</b>	
<b>OTHER SERVICES AND CHARGES:</b>							
100-04222-665	PHONE	1,173	1,500	1,500	1,500	1,500	
100-04224-665	ELECTRICITY	10,131	10,200	10,000	10,200	10,000	
100-04226-665	WATER	1,406	2,000	2,500	2,000	2,500	
100-04264-665	MILEAGE	5,331	7,000	5,500	7,000	7,000	
100-04410-665	VEHICLE REPAIR	-	-	-	-	-	
100-04550-665	RENTAL	-	-	-	-	-	
100-04580-665	LEASE PAYMENTS	-	-	-	-	-	
100-04810-665	DUES	360	360	360	360	360	
<b>TOTAL OTHER SERV. AND CHARGES</b>		<b>18,402</b>	<b>21,060</b>	<b>19,860</b>	<b>21,060</b>	<b>21,360</b>	
<b>CAPITAL OUTLAY</b>							
100-06100-665	MACHINERY & EQUIPMENT 5000+	-	-	-	-	-	
100-06101-665	MACHINERY & EQUIPMENT 0-4999.99	-	-	-	-	-	
<b>TOTAL CAPITAL OUTLAY</b>		<b>-</b>	<b>-</b>	<b>-</b>	<b>-</b>	<b>-</b>	
<b>TOTAL DEPARTMENT EXPENDITURES</b>		<b>46,836</b>	<b>56,408</b>	<b>50,454</b>	<b>56,408</b>	<b>57,141</b>	

**COUNTY OF MAVERICK  
ANNUAL BUDGET - GENERAL FUND  
2016 - 2017 PROPOSED BUDGET (UNAUDITED)**

14-15 ACTUAL	15-16 BUDGETED	PRO-FORMA 9/30/2016	REQUESTED 16-17	PROPOSED 16-17
-----------------	-------------------	------------------------	--------------------	-------------------

4 F/T EMPLOYEES

**589: CEMETARY**

PERSONNEL SERVICES:

	DIRECTOR	-	-	-	-
100-01110-589	ASSISTANTS	-	-	-	80,476
	LONGEVITY	-	-	-	-
100-02000-589	FRINGE BENEFITS	-	-	-	55,111
	<b>TOTAL PERSONNEL SERVICES</b>	-	-	500	135,588

OTHER SERVICES AND CHARGES:

100-04226-589	WATER	-	-	-	6,800
100-03120-589	OPERATING SUPPLIES	4,639	7,000	3,500	7,000
	<b>TOTAL OTHER SERV. AND CHARGES</b>	4,639	7,000	3,500	13,800

CAPITAL OUTLAY

100-06100-589	MACHINERY & EQUIPMENT 5000+	-	-	-	-
100-06101-589	MACHINERY & EQUIPMENT 0-4999.99	-	-	-	-
	<b>TOTAL CAPITAL OUTLAY</b>	-	-	-	-
	<b>TOTAL DEPARTMENT EXPENDITURES</b>	4,639	7,000	3,500	149,388

**COUNTY OF MAVERICK  
 PLANNING FUND  
 ANNUAL BUDGET  
 2016 - 2017 PROPOSED BUDGET (UNAUDITED)**

14-15 ACTUAL	15-16 BUDGETED	PRO-FORMA 9/30/2016	REQUESTED 16-17	PROPOSED 16-17
-----------------	-------------------	------------------------	--------------------	-------------------

1 F/T EMPLOYEE

**820:PLANNER DEPARTMENT**

*April's Rdz Office*

**PERSONNEL**

100-01060-820	TEMPORARY OR EXTRA HELP	-	-	-	-	-
100-01030-820	DEPT HEAD	40,312	41,084	41,084	-	41,084
100-01130-820	PLANNER CLERKS	-	-	-	-	-
100-04100-820	SEPTIC INSPECTOR	-	-	-	-	-
100-04120-820	HEALTH INSPECTOR	-	-	-	-	-
	LONGEVITY	-	295	295	-	-
100-02000-820	FRINGE BENEFITS	14,190	14,276	13,959	-	17,195
	<b>TOTAL PERSONNEL SERVICES</b>	<b>54,501</b>	<b>55,655</b>	<b>55,338</b>	<b>-</b>	<b>58,279</b>

**SUPPLIES**

100-03100-820	STATION	234	500	100	-	500
100-03110-820	POSTAGE	29	100	100	-	100
100-03120-820	OPERATING SUPPLIES	1,237	1,190	1,190	-	1,190
	<b>TOTAL SUPPLIES</b>	<b>1,500</b>	<b>1,790</b>	<b>1,390</b>	<b>-</b>	<b>1,790</b>

**OTHER SERVICES AND CHARGES**

100-04120-820	PROFESSIONAL SERVICES	-	2,350	-	-	2,350
100-04200-820	UTILITY	-	160	160	-	160
100-04210-820	EMS PHONE	-	-	-	-	-
100-04222-820	PHONE / INTERNET	1,266	1,600	1,650	-	1,800
100-04223-820	CEL PHONE	-	-	-	-	600
100-04264-820	MILEAGE	-	-	-	-	-
100-04420-820	VEHICLE FUEL & OIL	-	-	-	-	-
100-04550-820	RENTAL	-	-	-	-	-
100-04560-820	FLOOD DRAIN IMPR.	-	-	-	-	-
100-04587-820	CONSTRUCTION	-	-	-	-	-
100-04580-820	LEASE AGREEMENT	-	-	-	-	-
100-03202-820	UNREIMBURSED GRANT COST	-	-	-	-	-
100-08401-820	NONFUNDED GRANT COST #711003	-	-	-	-	-
100-08407-820	NONFUNDED GRANT COST #729185	-	-	-	-	-
	<b>TOTAL OTHER SER. AND CHARGES</b>	<b>1,266</b>	<b>4,110</b>	<b>1,810</b>	<b>-</b>	<b>4,910</b>

**CAPITAL OUTLAY**

100-06100-820	MACHINERY & EQUIPMENT 5000+	-	-	-	-	-
100-06101-820	MACHINERY & EQUIPMENT 0-4999.99	-	-	-	-	-
	BUILDING	-	-	-	-	-
	<b>TOTAL CAPITAL OUTLAY</b>	<b>-</b>	<b>-</b>	<b>-</b>	<b>-</b>	<b>-</b>
	<b>TOTAL GENERAL FUND EXPENDITURES</b>	<b>57,268</b>	<b>61,555</b>	<b>58,538</b>	<b>-</b>	<b>64,979</b>

**COUNTY OF MAVERICK  
ANNUAL BUDGET - GENERAL FUND  
2016 - 2017 PROPOSED BUDGET (UNAUDITED)**

14-15 ACTUAL	15-16 BUDGETED	PRO-FORMA 9/30/2016	REQUESTED 16-17	PROPOSED 16-17
-----------------	-------------------	------------------------	--------------------	-------------------

**690:INTERGV. AGRE. CONTR. SERVICE**

**OTHER SERVICES AND CHARGES:**

100-01095-690	SECURITY	16,046	19,667	13,900	-	-	
	LONGEVITY				-	-	
100-02000-690	FRINGE BENEFITS	2,796	4,002	2,523	-	-	
		18,841	23,669	16,423	-	-	
100-07050-690	FIRE PROTECTION EMS - City of EP	438,562	456,105	456,105	-	446,984.40	
100-07070-690	QUEMADO LIBRARY	25,531	25,189	25,609	-	25,189	2,099.08
100-07075-690	MAVERICK COUNTY HEALTH - Camino Real	66,074	64,931	64,931	-	65,125	5,427.11
100-07080-690	EAGLE PASS LIBRARY	12,500	15,000	15,000	-	15,000	1,250.00
100-07085-690	UTILITY VAR. UNITS	12,089	11,000	14,200	-	11,000	
100-07087-690	M.R.G.D.C.	-	-	-	-	-	
100-07088-690	CEMETARIES	294	-	-	-	-	
100-07090-690	VALLEY CEMETARY	5,206	5,206	5,206	-	5,206	433.83
100-07094-690	LAKE	21,910	26,800	35,800	-	26,800	
100-07091-690	WATER PLANT	180,000	165,974	165,974	-	173,071	CHANGED AS PER JUDGE SAUCEDO
100-07095-690	CO. WIDE FIRE HYDR.	27,696	30,000	26,000	-	30,000	INSTRUCTIONS
	<b>TOTAL OTHER SERV. AND CHARGES</b>	<b>789,862</b>	<b>800,205</b>	<b>808,825</b>	<b>-</b>	<b>798,376</b>	
	<b>TOTAL DEPARTMENT EXPENDITURES</b>	<b>808,704</b>	<b>823,874</b>	<b>825,248</b>	<b>-</b>	<b>798,376</b>	

**MAVERICK COUNTY, TEXAS  
ANNUAL BUDGET - GENERAL FUND  
2016 - 2017 PROPOSED BUDGET (UNAUDITED)**

	14-15 ACTUAL	15-16 BUDGETED	PRO-FORMA 9/30/2016	REQUESTED 16-17	PROPOSED 16-17	
<b><u>691:EXP. CONTR. SERVICE</u></b>						
<b><u>OTHER SERVICES AND CHARGES:</u></b>						
100-01095-691 SECURITY	10,971	22,380	11,380	-	-	
100-02000-691 FRN. BEN	1,890	10,418	2,130	-	-	
LONGEVITY		-	-	-	-	
100-04120-691 PROFESSIONAL SERVICES	333,627	317,975	317,975	-	317,975	
100-04810-691 DUES	-	2,000	-	-	2,000	
100-04950-691 PROPERTY PAYMENTS - AIRPORT	-	72,655	72,665	-	77,158	CHANGED AS PER JUDGE SAUCEDO INSTRUCTIONS
<b>TOTAL OTHER SERV. AND CHARGES</b>	<b>346,488</b>	<b>425,428</b>	<b>404,150</b>	<b>-</b>	<b>397,133</b>	
<b><u>OTHER EXPENDITURES</u></b>						
100-08150-691 APPRAISAL DISTRICT	238,875	304,486	304,486	-	319,711	
100-08200-691 W.C. INS. LIABILITY & OTHER	507,883	546,533	612,000	-	612,000	
100-08220-691 PAUPER BURIALS	4,185	7,000	5,000	-	7,000	
FUND DEFICIT REDUCTION				-	-	
<b>TOTAL OTHER EXPENDITURES</b>	<b>750,944</b>	<b>858,019</b>	<b>921,486</b>	<b>-</b>	<b>938,711</b>	
<b>TOTAL OTHER EXPENSES</b>	<b>1,097,432</b>	<b>1,283,447</b>	<b>1,325,636</b>	<b>-</b>	<b>1,335,844</b>	

COUNTY OF MAVERICK  
 ANNUAL BUDGET - GENERAL FUND  
 2016 - 2017 PROPOSED BUDGET (UNAUDITED)

14-15 ACTUAL	15-16 BUDGETED	PRO-FORMA 9/30/2016	REQUESTED 16-17	PROPOSED 16-17
-----------------	-------------------	------------------------	--------------------	-------------------

700: MATCHING FUNDS

OTHER SERVICES AND CHARGES:

100-08270-700	TRANSFER OUT - RECORDS MGMT F269	76,012	34,729	34,729	-	110,976	CHANGED AS PER JUDGE SAUCEDO
100-09100-700	CSA MATCHING FUNDS	-	-	-	-	-	INSTRUCTIONS
	VIOLENT CRIMES AGAINST WOMENT MATCH					17,056	
	VIOLENT CRIMES AGAINST WOMENT					7,919	
	MAV CO. BODY WORN CAMERA MATCH					4,411	
	MAV CO. BODY WORN CAMERA					3,308	
100-09120-700	PLANNING GRANT	40,000	-	-	-	-	
	INTERFUND TRANSFER OUT					-	
100-08271-700	TRANSFER OUT - CERTZ F404					-	
100-08273-700	TRANSFER OUT - Pre Disaster Grant		73,300	73,300		-	
100-08274-700	TRANSFER OUT		773,307	773,307		-	
100-08272-700	TRANSFER OUT STONE GARDEN		38,309	38,309		82,693	
	TRANSFER OUT - BORDER STAR					8,116	
	TRANSFER OUT - BORDER STAR MATCH					4,536	
	TRANSFER OUT - BORDER STAR JAG					10,749	
100-09121-700	2008-DD-BX-0523	-	-	-	-	-	
100-09130-700	NUTRITION MATCHING FUND	70,203	113,357	113,357	-	167,716	CHANGED AS PER JUDGE SAUCEDO
100-08720-700	TRANSFER OUT - MCDC Expenses		83,200	83,200		-	INSTRUCTIONS
100-10000-700	TRANSFER IN/OUT					-	
	TRANSFER OUT - I&S					1,795,072	CHANGED AS PER JUDGE SAUCEDO
100-09271-700	EOC					-	INSTRUCTIONS
TOTAL OTHER SERV. AND CHARGES		186,215	1,116,202	1,116,202	-	2,212,551	
TOTAL DEPARTMENT EXPENDITURES		186,215	1,116,202	1,116,202	-	2,212,551	

COUNTY OF MAVERICK  
 ANNUAL BUDGET - GENERAL FUND  
 2016 - 2017 PROPOSED BUDGET (UNAUDITED)

14-15 ACTUAL	15-16 BUDGETED	PRO-FORMA 9/30/2016	REQUESTED 16-17	PROPOSED 16-17
-----------------	-------------------	------------------------	--------------------	-------------------

1 F/T EMPLOYEE

621: HIDTA - CITY OF EP REIMBURSEMENT

PERSONNEL SERVICES:

	DIRECTOR			-	
100-01130-621	CLERK	43,783	37,054.56	44,588.00	-
100-01045-621	OVERTIME	185	719.44	1,250.00	-
	FRINGE BENEFITS	10,558	14,870.00	16,271.00	-
	TOTAL PERSONNEL SERVICES	54,526	52,644.00	62,109.00	-

OTHER SERVICES AND CHARGES:

100-03120-621	OPERATING SUPPLIES				
100-03202-621	UNREIMBURSABLE GRANT COST	5,509			
	TOTAL OTHER SERV. AND CHARGES	5,509	0	0	0

CAPITAL OUTLAY

100-06100-621	MACHINERY & EQUIPMENT 5000+	-	-	-	-
100-06101-621	MACHINERY & EQUIPMENT 0-4999.99	-	-	-	-
	BUILDING	-	-	-	-
	TOTAL CAPITAL OUTLAY	-	-	-	-
	TOTAL DEPARTMENT EXPENDITURES	60,035	52,644	62,109	0

**COUNTY OF MAVERICK  
ANNUAL BUDGET - GENERAL FUND  
2016 - 2017 PROPOSED BUDGET (UNAUDITED)**

14-15 ACTUAL	15-16 BUDGETED	PRO-FORMA 42643	REQUESTED 16-17	PROPOSED 16-17
-----------------	-------------------	--------------------	--------------------	-------------------

**653: ANY DEPT NEEDED**

**PERSONNEL SERVICES:**

DEPT HEAD					
SUPERVISOR					
100-01130-653 CLERK					
100-01045-653 OVERTIME					
FRINGE BENEFITS					
<b>TOTAL PERSONNEL SERVICES</b>	<b>0</b>	<b>-</b>	<b>-</b>	<b>-</b>	<b>-</b>

**OTHER SERVICES AND CHARGES:**

100-04222-653 PHONE					
100-04224-653 ELECTRICITY					
100-04226-653 WATER					
100-04223-653 CEL PHONES					
100-03120-653 OPERATING SUPPLIES					
<b>TOTAL OTHER SERV. AND CHARGES</b>	<b>0</b>	<b>0</b>	<b>0</b>	<b>0</b>	<b>0</b>

<b>TOTAL DEPARTMENT EXPENDITURES</b>	<b>0</b>	<b>-</b>	<b>-</b>	<b>-</b>	<b>-</b>
--------------------------------------	----------	----------	----------	----------	----------

100-04975-411 ISSUE COST / FEES - TAX NOTES 2015	44,013				
100-04155-410 BANK FEES	29,134	34,954	41,000	41,000	
100-04155-468 BANK FEES					
<b>TOTAL GENERAL FUND</b>	<b>12,306,881</b>	<b>14,350,116</b>	<b>13,671,846</b>	<b>8,415,305</b>	<b>17,171,747</b>

**COUNTY OF MAVERICK  
ROAD AND BRIDGE FUND (112)  
ESTIMATED REVENUES  
2016 - 2017 PROPOSED BUDGET (UNAUDITED)**

		14-15	15-16	PRO-FORMA	REQUESTED	PROPOSED
		ACTUAL	BUDGETED	9/30/2016	16-17	16-17
<b><u>112:ROAD AND BRIDGE</u></b>						
<b><u>REVENUES</u></b>						
<b><u>AD VALOREM TAXES</u></b>						
112-01000-300	BUDGET AMENDMENT REVENUE	-	-	-	-	-
112-01100-300	CURRENT TAXES ***	2,318,882	2,188,807	2,283,918	-	2,192,821
112-01200-300	DELINQUENT M&O	106,116	129,397	105,000	-	129,397
112-01300-300	CURRENT YR PENALTY & INTEREST	27,837	32,665	30,000	-	32,665
112-01301-300	DELINQUENT PENALTY & INTEREST	40,917	50,757	40,000	-	50,757
112-01350-300	DISCOUNT	(42,396)	(42,672)	(40,050)	-	(42,672)
112-01351-300	DELINQUENT DISCOUNTS	(0)	(2)	(0)	-	(2)
<b>TOTAL TAXES</b>		<b>2,451,356</b>	<b>2,358,952</b>	<b>2,418,868</b>	<b>-</b>	<b>2,362,965</b>
<b><u>INTERGOVERNMENTAL REVENUES</u></b>						
112-02005-300	TITLE APPLICATION FEES	50,495	45,000	48,000	-	45,000
112-02040-300	MOTOR VEHICLES REGISTRATION FEE	301,053	345,000	380,000	-	345,000
112-02090-300	ROAD AND BRIDGE FEES	405,080	400,000	242,804	-	400,000
	OTHER	-	-	-	-	-
112-03040-300	MOTOR VEHICLES COMMISSIONS	86,535	80,000	86,000	-	80,000
<b>TOTAL COMM. GOVERNMENTAL OTHER REVENUE</b>		<b>843,163</b>	<b>870,000</b>	<b>756,804</b>	<b>-</b>	<b>870,000</b>
<b><u>INTERGOVERNMENTAL REVENUES</u></b>						
112-04015-300	LATERAL ROAD FUND	14,102	15,064	14,103	-	15,064
112-08020-300	INTEREST	-	-	-	-	-
<b>TOTAL GOVERNMENTAL REVENUES</b>		<b>14,102</b>	<b>15,064</b>	<b>14,103</b>	<b>-</b>	<b>15,064</b>
<b><u>MISCELLANEOUS REVENUES</u></b>						
112-05050-300	STREET REPAIRS/DRAINAGE	33,225	20,000	28,000	-	20,000
112-05051-300	USED OIL	245	50	25	-	50
112-05054-300	CLEAN LOT	600	1,100	400	-	1,100
112-05080-300	ANIMAL SANITATION	810	550	160	-	550
112-05081-300	CAGE RENTALS	54	-	-	-	-
112-05090-300	LIGHT PERMIT	5,125	3,700	3,500	-	3,700
112-03160-310	TX DOT- FEMA	-	-	-	-	-
112-03210-310	MISC.	5,948	7,298	-	-	7,298
112-03310-310	TX DEPT OF HOUSING	-	-	-	-	-
112-03312-310	MISCELLANEOUS REVENUE	985	1,100	400	-	1,100
112-03325-310	AIRPORT	-	-	-	-	-
112-08271-300	TRANSFER IN-INTERFUND	-	-	-	-	-
112-08275-300	TRANSFER IN	135	-	-	-	-
112-08100-310	TRANSFER FROM GEN FUND	-	-	-	-	-
112-08180-310	TRANSFERS LANDFILL	50,000	-	-	-	-
<b>TOTAL DEPARTMENT REVENUES</b>		<b>97,127</b>	<b>33,798</b>	<b>32,485</b>	<b>-</b>	<b>33,798</b>
<b>TOTAL RD &amp; BRIDGE REVENUES</b>		<b>3,405,748</b>	<b>3,277,814</b>	<b>3,222,260</b>	<b>-</b>	<b>3,281,826</b>

COUNTY OF MAVERICK  
ROAD AND BRIDGE FUND (112)  
2016 - 2017 PROPOSED BUDGET (UNAUDITED)

40 EMPLOYEES  
5 VACANTS

	14-15 ACTUAL	15-16 BUDGETED	PRO-FORMA 9/30/2016	REQUESTED 16-17	PROPOSED 16-17
<b>112:ROAD AND BRIDGE</b>					
<b>PERSONNEL SERVICES:</b>					
112-01031-611	FOREMAN	43,697	47,107	44,357	- 44,357
112-01030-611	DEPT HEADS	136,776	151,032	138,649	- 157,032
112-01033-611	OFFICE MANAGER	32,111	33,795	33,795	- 32,470
112-01130-611	CLERKS	17,120	18,088	18,088	- 17,312
112-01034-611	LABOR-ASSIST.	244,182	262,810	255,717	- 238,536
112-01050-611	SECRETARY	38,028	-	-	-
112-01060-611	TEMP ASSISTANCE	-	40,360	43,396	- 25,948
112-01110-611	ASSISTANTS/LABORER	8,882	-	-	-
112-01136-611	CEMETARY LABORER	66,354	65,485	65,485	-
112-01137-611	CDL DRIVER	105,183	136,887	132,000	- 136,362
112-01138-611	HEAVY EQUIPMENT OPERATORS	78,202	83,057	78,000	- 118,392
112-01146-611	GRAPHIC ENGINEER	26,745	30,815	30,815	- 30,000
112-01152-611	CODE ENFORCEMENT	37,297	52,250	52,250	-
112-01143-611	CONCRETE AND SKILLED LABORER	47,921	39,684	38,645	- 38,342
112-01153-611	PARKS AND RECREATION LABORER	5,046	-	-	- 23,772
112-01135-611	VECTOR CONTROL	27,878	37,866	36,800	-
112-01141-611	MECHANIC ASSIST.	80,954	85,234	83,706	- 84,110
112-01142-611	MECHANIC & PT MECHANIC	-	-	-	-
112-02065-611	CELL PHONE ALLOWANCE	-	-	-	-
112-02000-611	LONGEVITY	-	5,715	5,455	-
112-02000-611	FRINGE BENEFITS	484,350	548,925	525,400	- 592,330
	<b>TOTAL PERSONNEL SERVICES</b>	<b>1,480,726</b>	<b>1,640,110</b>	<b>1,582,557</b>	<b>- 1,538,963</b>
<b>SUPPLIES:</b>					
112-03100-611	STATIONARY	164	500	200	500 500
112-03110-611	POSTAGE	-	815	800	700 815
112-03120-611	OPERATING SUPPLIES	184,091	156,766	156,766	325,000 156,766
112-03121-611	OPERATING SUPPLIES (PARKS ONLY)	-	-	-	-
112-31201-611	OPERATING SUPPLIES/ ROAD MATERIALS	92,344	165,313	140,000	- 220,000
112-31202-611	OPERATING SUPPLIES/ ROAD MATERIALS	76,567	170,167	90,000	- 220,000
112-31203-611	OPERATING SUPPLIES/ ROAD MATERIALS	67,918	143,176	70,000	- 220,000
112-31204-611	OPERATING SUPPLIES/ ROAD MATERIALS	49,228	34,667	75,000	80,000 220,000
	<b>TOTAL SUPPLIES</b>	<b>470,311</b>	<b>731,404</b>	<b>532,766</b>	<b>406,200 1,038,081</b>
<b>OTHER SERVICES AND CHARGES:</b>					
112-04155-625	BANK FEES	124	-	-	-
112-04222-611	TELEPHONE	6,677	11,475	11,475	8,000 4,800
112-04223-611	CEL PHONES	-	-	-	- 7,500
112-04224-611	ELECTRICITY R&B OFFICE ONLY	336,193	340,000	340,000	340,000 8,700
	<b>STREET LIGHTS</b>	-	-	-	- 280,000
112-04226-611	WATER	46,800	50,000	50,000	50,000 20,000
112-04264-611	MILEAGE	1,543	2,500	1,232	5,000 2,500
112-04525-611	MAINT.CONTR.	-	74,000	74,000	- 74,000
112-04410-611	VEHICLE REPAIR	123,207	68,683	63,000	120,000 68,683
112-04550-611	MTCE AGREEMENT	-	-	-	-
112-04568-611	IMPROVEMENTS-ENGINEER STUDIES WCITY OF EP	15,425	45,000	45,000	- 45,000
112-08270-611	TRANSFER OUT	802,577	123,582	123,582	- 2,577
112-04580-611	LEASE AGREEMENT	89,372	-	-	-
112-00000-611	CONTINGENCIES	-	-	-	-
112-10000-611	TRANSFER IN/OUT	-	3,400	3,400	- 3,400
112-04810-611	DUES	-	-	-	-
	<b>TOTAL OTHER SERV. AND CHARGES</b>	<b>1,421,918</b>	<b>718,640</b>	<b>711,689</b>	<b>523,000 517,160</b>
<b>CAPITAL OUTLAY:</b>					
<b>BUILDING</b>					
112-61001-611	MACH & EQUIP. PCT 1 5000+	5,330	750	750	- 750
112-61002-611	MACH & EQUIP. PCT 2 5000+	2,675	-	-	-
112-61003-611	MACH & EQUIP. PCT 3 5000+	872	15,591	15,591	- 15,591
112-61004-611	MACH & EQUIP. PCT 4 5000+	2,203	64,800	42,000	- 64,800
112-61001-611	MACH & EQUIP. PCT 1 0 - 4999	-	-	-	-
112-61002-611	MACH & EQUIP. PCT 2 0 - 4999	-	-	-	-
112-61003-611	MACH & EQUIP. PCT 3 0 - 4999	-	-	-	-
112-61004-611	MACH & EQUIP. PCT 4 0 - 4999	-	-	-	- 15,000
112-06190-611	PCT#4	-	-	-	-
112-06100-611	MACHINERY & EQUIPMENT 5000+	10,738	106,448	106,448	90,000 106,448
112-06101-611	MACHINERY & EQUIPMENT 0-4999.99	-	-	-	-
	<b>TOTAL CAPITAL OUTLAY</b>	<b>21,819</b>	<b>187,589</b>	<b>164,789</b>	<b>105,000 187,589</b>
	<b>TOTAL ROAD &amp; BRIDGE EXPENDITURES</b>	<b>3,394,775</b>	<b>3,277,744</b>	<b>2,991,802</b>	<b>1,034,200 3,281,793</b>

COUNTY OF MAVERICK  
 NUTRITION FUND (110)  
 2016 - 2017 PROPOSED BUDGET (UNAUDITED)

	14-15 ACTUAL	15-16 BUDGETED	PRO-FORMA 9/30/2016	REQUESTED 16-17	PROPOSED 16-17
<b>110:NUTRITION</b>					
<b>REVENUES</b>					
110-03000-300					
110-03001-300					
110-03100-300					
110-04000-300					
110-04100-300					
110-04200-300					
110-04250-300					
110-04500-300					
110-04530-300					
110-04550-300					
TOTAL DEPARTMENT REVENUES	421,583	474,174	463,877	-	523,960
<b>EXPENDITURES</b>					
110-01070-696					
110-01130-696					
110-01190-696					
110-01200-696					
110-02000-696					
TOTAL PERSONNEL SERVICES	273,775	280,674	270,331	-	305,461
<b>SUPPLIES</b>					
110-03100-696					
110-03110-696					
110-03120-696					
110-03135-696					
110-03310-696					
110-03340-696					
110-03350-696					
110-03360-696					
110-03400-696					
110-03450-696					
TOTAL SUPPLIES	138,864	147,800	173,100	154,050	173,300
<b>OTHER SERVICES AND CHARGES</b>					
110-04120-696					
110-04222-696					
110-04224-696					
110-04226-696					
110-04227-696					
110-04228-696					
110-04260-696					
110-04262-696					
110-04263-696					
110-04264-696					
110-04405-696					
110-04410-696					
110-04420-696					
110-04520-696					
110-10000-696					
TOTAL OTHER SER. AND CHARGES	34,327	38,700	35,100	38,700	38,200
<b>CAPITAL OUTLAY</b>					
110-06100-696					
110-06101-696					
110-06105-696					
110-06130-696					
110-03120-697					
110-03100-697					
110-03340-697					
110-08200-696					
TOTAL					
TOTAL CAPITAL OUTLAY	3,933	10,843	7,843	9,200	7,000
TOTAL FUND EXPENDITURES	450,899	478,017	486,374	201,950	523,961

8 FT EMPLOYEES  
 1 FT VACANCY

(0)

COUNTY OF MAVERICK  
 HEALTH DEPARTMENT (240)  
 2016 - 2017 PROPOSED BUDGET (UNAUDITED)

14-15 ACTUAL	15-16 BUDGETED	PRO-FORMA 9/30/2016	REQUESTED 16-17	PROPOSED 16-17
-----------------	-------------------	------------------------	--------------------	-------------------

240:HEALTH DEPARTMENT

REVENUES

240-04100-300	TEXAS DEPARTMENT OF HEALTH	75,000	64,931	64,931	-
240-07120-300	MAVERICK COUNTY GENERAL FUND	-	-	-	65,125
	CITY OF EAGLE PASS	-	-	-	-
	<b>TOTAL DEPARTMENT REVENUES</b>	<b>75,000</b>	<b>64,931</b>	<b>64,931</b>	<b>- 65,125</b>

EXPENDITURES

PERSONNEL SERVICES

240-01030-830	HEAD OF DEPARTMENT	-	-	-	-
240-01040-830	DEPUTIES AND ASSISTANTS	-	-	-	-
240-02000-830	FRINGE BENEFITS	-	-	-	-
	<b>TOTAL PERSONNEL SERVICES</b>	<b>-</b>	<b>-</b>	<b>-</b>	<b>-</b>

SUPPLIES

240-03100-830	OFFICE SUPPLIES	-	-	-	-
240-03110-830	POSTAGE	-	-	-	-
240-03120-830	OPERATING SUPPLIES	-	-	-	-
	<b>TOTAL SUPPLIES</b>	<b>-</b>	<b>-</b>	<b>-</b>	<b>-</b>

OTHER SERVICES AND CHARGES

240-04015-830	TRAINING	-	-	-	-
240-04200-830	UTILITIES ( TELEPHONE AND ELECTRICTIY)	371	-	-	-
240-04222-830	TELEPHONE	-	-	-	-
240-04224-830	ELECTRICITY	4,577	-	-	-
240-04226-830	WATER	-	-	-	-
240-04520-830	REPAIRS AND MAINTENANCE	-	-	-	-
240-04550-830	OTHER-RENTAL	54,045	64,931	-	65,125
240-01000-830	TRANSFER IN/OUT	-	-	-	-
	<b>TOTAL OTHER SER. AND CHARGES</b>	<b>58,993</b>	<b>64,931</b>	<b>-</b>	<b>- 65,125</b>

CAPITAL OUTLAY

240-06100-830	MACHINERY & EQUIPMENT 5000+	-	-	-	-
240-06101-830	MACHINERY & EQUIPMENT 0-4999.99	-	-	-	-
240-06130-830	BUILDING	-	-	-	-
	<b>TOTAL CAPITAL OUTLAY</b>	<b>-</b>	<b>-</b>	<b>-</b>	<b>-</b>
	<b>TOTAL FUND EXPENDITURES</b>	<b>58,993</b>	<b>64,931</b>	<b>-</b>	<b>- 65,125</b>

Nelson Gil expire 8/16/2016 then lump sum  
 Monthly 5,427.11 up to Jan 2018

COUNTY OF MAVERICK  
 AIRPORT FUND (200)  
 2016 - 2017 PROPOSED BUDGET (UNAUDITED)

2 EMPLOYEES

14-15 ACTUAL	15-16 BUDGETED	PRO-FORMA 9/30/2016	REQUESTED 16-17	PROPOSED 16-17
-----------------	-------------------	------------------------	--------------------	-------------------

2 FT EMPLOYEES

200: AIRPORT FUND

REVENUES

200-01000-300	BUDGET AMENDMENT REVENUE	3,930	-	-	-	-
200-03100-300	SALE OF ASSETS	-	-	-	-	-
200-03120-300	PRINCIPAL PAYMENT	-	-	-	-	-
200-03061-300	HANGER FEES REVENUE	4,350	4,000	3,275	-	4,000
200-03110-300	MAV. CO. ALLOCATION	75,000	72,655	72,655	-	77,158
200-08271-300	TRANSFER IN-INTERFUND	-	3,400	3,400	-	-
200-08020-300	INTEREST EARNED	-	-	-	-	-
TOTAL AIRPORT REVENUS		83,280	80,055	79,330	-	81,158

CHANGED AS PER JUDGE SAUCEDO  
 INSTRUCTIONS

EXPENDITURES

PERSONNEL SERVICES

200-01140-870	CUSTODIANS	42,508	43,149	43,305	-	42,984
	LONGEVITY	-	1,050	1,050	-	-
200-02000-870	FRINGE BENEFITS	23,547	21,316	22,823	-	26,734
TOTAL PERSONNEL SERVICES		66,055	65,515	67,178	-	69,718

SUPPLIES

200-03100-870	OFFICE SUPPLIES	-	-	-	-	-
200-03110-870	POSTAGE	-	-	-	-	-
200-03120-870	OPERATING SUPPLIES	7,549	6,840	6,840	10,000	6,840
TOTAL SUPPLIES		7,549	6,840	6,840	10,000	6,840

OTHER SERVICES AND CHARGES

200-04120-870	PROFESSIONAL SERVICES	-	-	-	-	-
200-04200-870	UTILITIES ( TELEPHONE)	-	-	-	-	-
200-04222-870	TELEPHONE	-	500	500	500	-
200-04223-870	CEL PHONES	-	-	-	-	700
200-04224-870	UTILITIES (ELECTRICTIY)	-	-	-	-	-
200-04226-870	WATER	1,248	1,200	1,200	1,200	1,300
200-04264-870	MILEAGE	-	-	-	-	-
200-04350-870	LIABLILITY INSURANCE	1,600	2,100	1,800	2,100	2,100
200-04405-870	VEHICLE LEASE PAYMENTS	-	-	-	-	-
200-04410-870	VEHICLE REPAIRS	-	-	-	-	-
200-04420-870	VEHICLE FUEL AND OIL	-	3,400	3,400	3,400	-
200-04520-870	REPAIRS AND MAINT	-	-	-	-	-
200-10000-870	TRANSFERS IN / OUT	-	-	-	-	-
TOTAL OTHER SER. AND CHARGES		2,848	7,200	6,900	7,200	4,100

CAPITAL OUTLAY

200-06100-870	MACHINERY & EQUIPMENT 5000+	400	500	-	-	-
200-06101-870	MACHINERY & EQUIPMENT 0-4999.99	-	-	-	500	500
200-08250-870	INTEREST	-	-	-	-	-
TOTAL CAPITAL OUTLAY		400	500	-	500	500
TOTAL AIRPORT EXPENSES		76,852	80,055	80,918	17,700	81,158

(0)

**COUNTY OF MAVERICK  
UTILITY WATER PLANT FUND 180  
2016 - 2017 PROPOSED BUDGET (UNAUDITED)**

14-15 ACTUAL	15-16 BUDGETED	PRO-FORMA 9/30/2016	REQUESTED 16-17	PROPOSED 16-17
-----------------	-------------------	------------------------	--------------------	-------------------

4 FT EMPLOYEES  
1 FT VACANCY  
2 PT EMPLOYEES

**180:UTILITY WATER PLANT FUND**

**REVENUES**

180-04100-300	MAVERICK COUNTY	217,347	165,974	165,974	173,071	CHANGED AS PER JUDGE SAUCEDO
180-05015-300	WATER SALES	227,495	240,000	169,000	-	INSTRUCTIONS
180-05030-300	GARBAGE	-	-	-	-	
180-05050-300	SEWAGE FEE	-	-	-	-	
180-05060-300	WATER CONNECT	3,964	2,000	4,000	-	2,000
180-05070-300	PLATS	-	-	-	-	
180-05090-300	LIGHT PERMITS	-	-	-	-	
180-03160-310	OTHER	550	-	600	-	
180-05100-300	MAV. CO.	-	-	-	-	
180-03180-310	OVER/SHORTAGE	-	-	-	-	
<b>TOTAL UTILITIES REVENUES</b>		<b>449,355</b>	<b>407,974</b>	<b>339,574</b>	<b>-</b>	<b>415,071</b>

**EXPENDITURES**

**PERSONNEL SERVICES**

180-01030-835	DEPT. HEAD	30,589	31,048	31,588	-	30,929
180-01040-835	ASSISTANT SUPERVISOR	72,525	69,365	69,635	-	69,100
180-01110-835	SEWER ASSISTANT	33,545	35,817	27,400	-	35,679
180-01043-835	CLERK/PART TIME ATTENDATS	8,684	22,310	9,000	-	29,747
180-01050-835	SECRETARY	-	-	-	-	-
	LONGEVITY	-	1,600	1,600	-	-
180-02000-835	FRINGE BENEFITS	60,791	64,022	58,847	-	80,416
<b>TOTAL PERSONNEL SERVICES</b>		<b>206,135</b>	<b>224,162</b>	<b>198,070</b>	<b>-</b>	<b>245,871</b>

**SUPPLIES**

180-03100-835	STATION	89	-	-	-	-
180-03102-835	BAD DEBT EXP.	-	-	-	-	-
180-03110-835	POSTAGE	2,141	1,700	1,300	1,700	1,700
180-03120-835	OPERATING SUPPLIES	83,431	77,700	62,500	90,000	77,700
<b>TOTAL SUPPLIES</b>		<b>85,661</b>	<b>79,400</b>	<b>63,800</b>	<b>91,700</b>	<b>79,400</b>

**OTHER SERVICES AND CHARGES**

180-00000-835	CONTINGENCIES	-	-	-	-	-
180-04062-835	SAMPLING & LAB FEES	-	-	-	-	-
180-04120-835	PROFESSIONAL SERVICES	3,847	7,500	-	12,000	7,500
180-04150-835	CONTRACT LABOR (EPWWB,C, LICENSE)	-	-	-	-	-
180-04155-835	BANK FEES	102	-	-	-	-
180-04200-835	TELEPHONE	4,316	3,300	3,650	3,300	3,700
180-04223-835	WATER	-	-	-	-	1,600
180-04224-835	ELECTRICITY	46,599	52,000	40,000	52,000	40,000
180-04226-835	WATER-MCID#1	18,475	25,612	20,500	25,600	21,000
180-04264-835	MILEAGE	851	2,500	1,154	2,500	2,500
180-04410-835	VEHICLE REPAIR	950	1,500	1,500	1,500	1,500
180-04420-835	VEHICLE FUEL EXPENSE	5,036	7,000	3,000	7,000	7,000
180-08270-835	TRANSFER OUT-INTERFUND	-	-	-	-	-
180-04520-835	REPAIRS MAINTENANCE BLDG	-	-	-	-	-
180-04525-835	MAINTENANCE	-	-	-	-	-
180-04580-835	DEPRECIATION EXPENSE	203,963	-	-	-	-
180-04590-835	AMORTIZATION EXPENSE	19,035	-	-	-	-
180-10000-835	TRANSFERS IN / OUT	-	-	-	-	-
<b>TOTAL OTHER SER. AND CHARGES</b>		<b>303,173</b>	<b>99,412</b>	<b>69,804</b>	<b>103,900</b>	<b>84,800</b>

**CAPITAL OUTLAY**

180-06100-835	MACHINERY & EQUIPMENT 5000+	1,299	5,000	-	-	5,000
180-06101-835	MACHINERY & EQUIPMENT 0-4999.99	-	-	-	-	-
180-06130-835	BUILDING	-	-	-	-	-
<b>TOTAL CAPITAL OUTLAY</b>		<b>1,299</b>	<b>5,000</b>	<b>-</b>	<b>-</b>	<b>5,000</b>
<b>TOTAL UTILITY DEPT</b>		<b>596,268</b>	<b>407,974</b>	<b>331,674</b>	<b>195,600</b>	<b>415,071</b>

**COUNTY OF MAVERICK  
INTEREST AND SINKING FUND (293)  
2016 - 2017 PROPOSED BUDGET (UNAUDITED)**

	14-15 ACTUAL	15-16 BUDGETED	PRO-FORMA 9/30/2016	REQUESTED 16-17	PROPOSED 16-17
<b><u>293:INTEREST AND SINKING</u></b>					
<b><u>REVENUES</u></b>					
293-01100-300	4,882,371	4,056,981	-	-	1,972,821
293-01200-300	-	-	-	-	-
293-01300-300	-	-	-	-	-
293-01305-300	-	553,602	-	-	-
293-01350-300	-	-	-	-	-
					1,795,072
293-01320-300	-	-	-	-	-
293-03160-300	-	-	-	-	-
293-08020-300	3,298	-	-	-	-
293-08275-300	-	-	-	-	-
					733,610
<b>TOTAL DEPARTMENT REVENUES</b>	<b>4,885,669</b>	<b>4,610,583</b>	<b>-</b>	<b>-</b>	<b>4,501,503</b>
<b><u>EXPENDITURES</u></b>					
<b><u>CAPITAL OUTLAY</u></b>					
293-03120-920	49	-	-	-	-
293-08250-920	1,421,550	2,235,082	-	-	1,570,750
293-09168-920	-	-	-	1,795,072	1,795,072
293-09170-920	3,183,531	2,370,000	-	-	1,135,000
293-09175-920	1,600	5,000	-	-	681
293-10000-920	-	-	-	-	-
<b>TOTAL FUND EXPENDITURES</b>	<b>4,606,730</b>	<b>4,610,082</b>	<b>-</b>	<b>1,795,072</b>	<b>4,501,503</b>

CHANGED AS PER JUDGE SAUCEDO INSTRUCTIONS.

0

COUNTY OF MAVERICK  
 COURTHOUSE SECURITY FUND (271)  
 2016 - 2017 PROPOSED BUDGET (UNAUDITED)

14-15 ACTUAL	15-16 BUDGETED	PRO-FORMA 9/30/2016	REQUESTED 16-17	PROPOSED 16-17
-----------------	-------------------	------------------------	--------------------	-------------------


271: COURTHOUSE SECURITY FUND

REVENUES

271-03100-300	COURTHOUSE SEC.REV	4,680	-	-	-	-
271-03160-300	FEES	30,320	40,000	-	-	60,000
TOTAL FEES		35,000	40,000	-	-	60,000

APPROPRIATIONS

271-04155-270	BANK FEES	103	-	-	-	-
271-01085-270	SECURITY-COURTROOM BAILIFF	-	-	-	-	-
271-02000-270	FRN BEN.	-	-	-	-	-
271-04525-270	MAINTENANCE CONTRACT	-	-	-	-	-
271-03120-270	OPERATING	-	-	-	-	60,000
271-10000-270	TRANSFERS IN / OUT	-	-	-	-	-
271-06100-270	MACHINERY & EQUIPMENT 5000+	-	-	-	-	-
271-06101-270	MACHINERY & EQUIPMENT 0-4999.99	-	-	-	-	-
TOTAL FUND EXPENDITURES		103	-	-	-	60,000
TOTAL FUND EXPENDITURES		103	-	-	-	60,000



COUNTY OF MAVERICK  
 RECORDS MANAGEMENT FUND(269)  
 2016 - 2017 PROPOSED BUDGET (UNAUDITED)

3 EMPLOYEES  
 1 VACANT

4 F/T EMPLOYEES

14-15 ACTUAL	15-16 BUDGETED	PRO-FORMA 9/30/2016	REQUESTED 16-17	PROPOSED 16-17
-----------------	-------------------	------------------------	--------------------	-------------------

269:RECORDS MANAGEMENT

REVENUES

269-03160-300	FEES	142,696	140,000	140,000	-	70,000
269-03190-300	TRANSFER IN - GENERAL FUND	21,402	34,729	34,729	-	110,976
269-08275-300	TRANSFER IN -		-	-	-	-
269-03170-300	REC'D MANAGEMENT FEES	6,087	4,000	6,500	-	4,000
<b>TOTAL FEES</b>		<b>170,185</b>	<b>178,729</b>	<b>181,229</b>	<b>-</b>	<b>184,976</b>

PERSONAL SERVICES

269-01110-265	ASSISTANTS	87,242	89,990	89,990	-	89,708
	LONGEVITY		2,190	2,190	-	-
269-02000-265	FRINGE BENEFITS	40,493	43,449	41,172	-	52,169
<b>TOTAL PERSONAL SERVICES</b>		<b>127,735</b>	<b>135,629</b>	<b>133,352</b>	<b>-</b>	<b>141,876</b>

SUPPLIES

269-03120-265	OPERATING SUPPLY	547	1,500	-	1,500	1,500
<b>TOTAL SUPPLIES</b>		<b>547</b>	<b>1,500</b>	<b>-</b>	<b>1,500</b>	<b>1,500</b>

OTHER SERVICES & CHARGES

269-04264-265	MILEAGE	953	1,600	1,489	1,600	1,600
	TRAVEL		-	-	-	-
	CONFERENCES		-	-	-	-
269-04155-265	BANK FEES	-	-	-	-	-
269-04520-265	REPAIRS & MAINTANCE	-	-	-	-	-
269-04525-265	MAINTENANCE CONTRACT	-	-	-	-	-
269-04550-265	RENTAL	-	-	-	-	-
269-10000-265	TRANSFERS IN /OUT	-	-	-	-	-
269-04580-265	LEASE AGREEMENT	21,038	40,000	-	40,000	40,000
<b>TOTAL OTHER SERVICES &amp; CHARGES</b>		<b>21,990</b>	<b>41,600</b>	<b>1,489</b>	<b>41,600</b>	<b>41,600</b>

CAPITAL OUTLAY

269-06100-265	MACHINERY & EQUIPMENT 5000+	-	-	-	-	-
269-06101-265	MACHINERY & EQUIPMENT 0-4999.99	-	-	-	-	-
<b>TOTAL CAPITAL OUTLAY</b>		<b>-</b>	<b>-</b>	<b>-</b>	<b>-</b>	<b>-</b>
<b>TOTAL FUND EXPENDITURES</b>		<b>150,272</b>	<b>178,729</b>	<b>134,841</b>	<b>43,100</b>	<b>184,976</b>

(0)

COUNTY OF MAVERICK  
 TECHNOLOGY FUND (267)  
 2016 - 2017 PROPOSED BUDGET (UNAUDITED)

14-15 ACTUAL	15-16 BUDGETED	PRO-FORMA 9/30/2016	REQUESTED 16-17	PROPOSED 16-17
-----------------	-------------------	------------------------	--------------------	-------------------

267:TECHNOLOGY FEES

REVENUES

267-01000-300	BUDGET AMENDMENT	100	-	-	-	-
267-03161-300	JUSTICE OF THE PEACE PRCT 1	792	3,500	800	-	3,500
267-03162-300	JUSTICE OF THE PEACE PRCT 2	3,303	3,500	3,700	-	3,500
267-03163-300	JUSTICE OF THE PEACE PRCT 3, PL1	1,512	3,500	1,700	-	3,500
267-03164-300	JUSTICE OF THE PEACE PRCT 3, PL2	183	3,500	900	-	3,500
267-03165-300	JUSTICE OF THE PEACE PRCT 4	3,765	3,500	3,400	-	3,500
267-03166-300	COLLECTION DEPT - TECH FEE	3,155	3,500	2,600	-	3,500
267-03167-300	COUNTY CLERK - TECH FEE	506	-	120	-	-
267-03168-300	DISTRICT CLERK- TECH FEE			2,000		
TOTAL FEES		13,216	21,000	15,220	-	21,000

APPROPRIATIONS

267-03165-260	JUSTICE TECH FUND	-	-	-	-	-
267-06160-260	JP 1-CAPITAL EXPENDITURES-TRAVEL-EQUIF	3,471	3,500	3,500	-	3,500
267-06170-260	JP 2-CAPITAL EXPENDITURES-TRAVEL-EQUIF	1,261	3,500	1,500	-	3,500
267-06180-260	JP 3, PL 1-CAPITAL EXPENDITURES-TRAVEL-EQUIF	3,485	3,500	2,400	-	3,500
267-06185-260	JP 3, PL 2-CAPITAL EXPENDITURES-TRAVEL-EQUIF	1,611	3,500	1,600	-	3,500
267-06190-260	JP 4-CAPITAL EXPENDITURES-TRAVEL-EQUIF	1,882	3,500	3,500	-	3,500
267-06191-260	COLLECTION DEPT - TECH FEE	-	3,500	-	-	3,500
267-06192-260	DISTRICT CLERK	-	-	-	-	-
267-10000-260	TRANSFERS IN / OUT	-	-	-	-	-
267-04155-260	BANK FEES	-	-	300	-	-
267-00000-260	CONTINGENCIES	-	-	-	-	-
TOTAL FUND EXPENDITURES		11,710	21,000	12,800	-	21,000

COUNTY OF MAVERICK  
 CONFISCATED FUNDS  
 ANNUAL BUDGET  
 ON JULY 29, 2016


14-15 ACTUAL	15-16 BUDGETED	PRO-FORMA 9/30/2016	REQUESTED 16-17	PROPOSED 16-17
-----------------	-------------------	------------------------	--------------------	-------------------

**410: MAVERICK COUNTY DETENTION CENTER**

REVENUES  
 TRANSFER IN


EXPENDITURES  
 INSURANCE  
 UTILITIES


TOTAL FUND EXPENDITURES

COUNTY OF MAVERICK  
 LAW LIBRARY  
 ANNUAL BUDGET  
 ON JULY 29, 2016

14-15 ACTUAL	15-16 BUDGETED	PRO-FORMA 9/30/2016	REQUESTED 16-17	PROPOSED 16-17
-----------------	-------------------	------------------------	--------------------	-------------------


117:LAW LIBRARY

REVENUES

117-04124-300	<u>FEES</u>	12,500	19,000	-	12,500	
TOTAL REVENUE FEES		-	12,500	19,000	-	12,500

EXPENDITURES

117-03100-840	STATIONARY	-	-	-	-	
117-03120-840	OPERATING SUPPLY	12,500	100	30,000	12,500	
TOTAL EXPENDITURES		-	12,500	100	30,000	12,500



COUNTY OF MAVERICK  
 TRUANCY FUND  
 ANNUAL BUDGET  
 ON JULY 29, 2016

14-15 ACTUAL	15-16 BUDGETED	PRO-FORMA 9/30/2016	REQUESTED 15-16	PROPOSED 16-17
-----------------	-------------------	------------------------	--------------------	-------------------

411:TRUANCY FUND

REVENUES

FEES

-	-	-	-	-
<hr/>				
-	-	-	-	-
<hr/>				

TOTAL REVENUE FEES

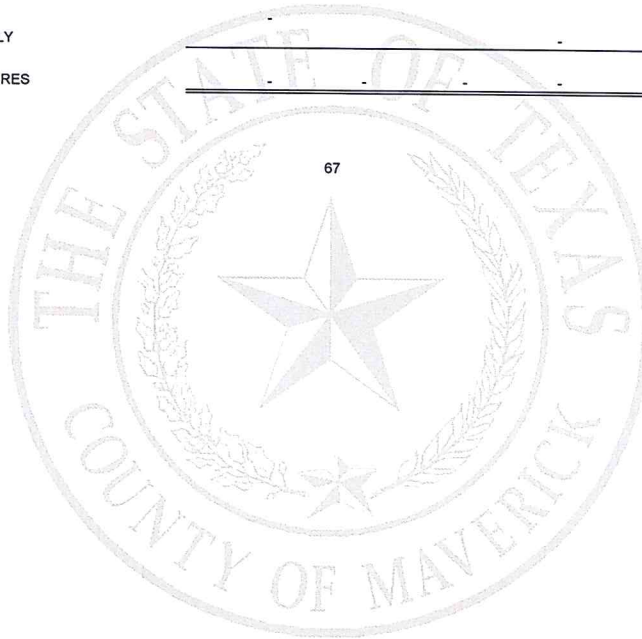
EXPENDITURES

STATIONARY

OPERATING SUPPLY

-	-	-	-	-
<hr/>				
-	-	-	-	-
<hr/>				

TOTAL EXPENDITURES



**COUNTY OF MAVERICK  
TOBACCO GRANT - CONSTABLE 4  
ANNUAL BUDGET**

14-15 ACTUAL	15-16 BUDGETED	PRO-FORMA 9/30/2016	REQUESTED 15-16	PROPOSED 16-17
-----------------	-------------------	------------------------	--------------------	-------------------

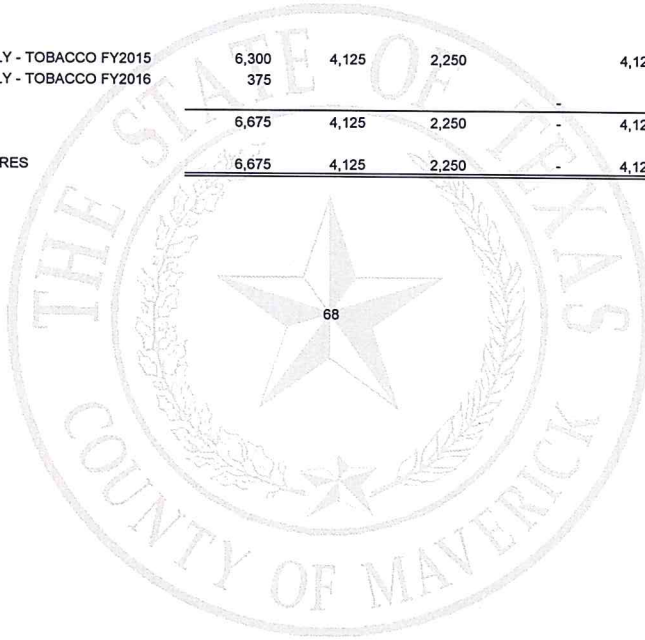
**503:TOBACCO GRANT**

**REVENUES**

TRANSFER IN		0		0
GRANT REVENUE 2015		2,250		
GRANT REVENUE 2016	4,125	-	-	4,125
<hr/>				
TOTAL REVENUE FEES	-	4,125	2,250	-
				4,125

**EXPENDITURES**

503-03120-622	OPERATING SUPPLY - TOBACCO FY2015	6,300	4,125	2,250		4,125
503-03120-632	OPERATING SUPPLY - TOBACCO FY2016	375				
					-	
		6,675	4,125	2,250	-	4,125
<hr/>						
TOTAL EXPENDITURES		6,675	4,125	2,250	-	4,125



COUNTY OF MAVERICK  
 TOBACCO GRANT - CONSTABLE 4  
 ANNUAL BUDGET

14-15 ACTUAL	15-16 BUDGETED	PRO-FORMA 9/30/2016	REQUESTED 15-16	PROPOSED 16-17
-----------------	-------------------	------------------------	--------------------	-------------------

F449 TORDILLO TOWER

REVENUES

TRANSFER IN 9,000

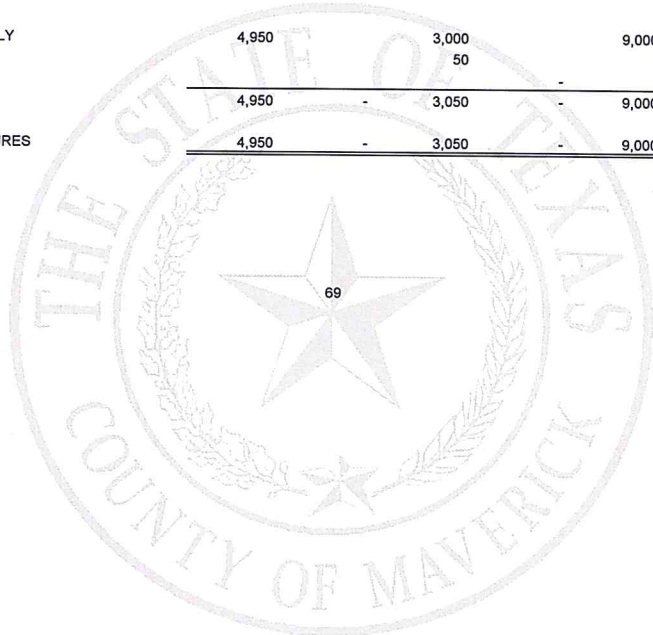
TOTAL REVENUE FEES 9,000

EXPENDITURES

OPERATING SUPPLY 4,950 3,000 9,000

BANK FEES 50

TOTAL EXPENDITURES 4,950 3,050 9,000



**MAVERICK COUNTY, TEXAS  
PROPOSED SALARIES  
2016 - 2017 PROPOSED BUDGET (UNAUDITED)**

CHANGED AS PER JUDGE SAUCEDO INSTRUCTIONS  
NOT RECOMMENDED BY THE AUDITOR  
ORIGINAL AMOUNT \$ 890 PER MONTH WITH A TOTAL OF \$ 10,680  
PER YEAR

APPROVED	FICA	RETIREMEN	WC	HOSPITAL	EC	PLUS	TOTAL
SALARIES			8.35%			FRINGE	PERSONNEL
16-17	7.65%	9.57%	4.62%	670.83	2.90%	BENEFITS	COSTS

**400: COUNTY JUDGE & COMMISSIONERS**

COUNTY JUDGE	50,000	3,825	4,785	1,070	8,050	1,450	19,180	69,180
ADDITIONAL STATE FUND	25,200	1,928	2,412	539	0	731	5,610	30,810
SECRETARY	24,606	1,882	2,355	527	8,050	714	13,527	38,134
ADMINISTRATIVE ASSISTANT	34,000	2,601	3,254	728	8,050	986	15,618	49,618
COMMISSIONER PRECT 1	25,012	1,913	2,394	535	8,050	725	13,618	38,630
COMMISSIONER PRECT 2	25,012	1,913	2,394	535	8,050	725	13,618	38,630
COMMISSIONER PRECT 3	25,012	1,913	2,394	535	8,050	725	13,618	38,630
COMMISSIONER PRECT 4	25,012	1,913	2,394	535	8,050	725	13,618	38,630
HR ASSISTANT	22,298	1,706	2,134	477	8,050	647	13,013	35,311
HR DIRECTOR	47,123	3,605	4,510	1,008	8,050	1,357	18,540	65,632
CAR ALLOWANCE	33,156		2,536				2,536	35,692
CELL ALLOWANCE	6,000		459				459	6,459
TEMPORARY EXTRA HELP	0	0	0	0	0	0	0	0
	<u>342,431</u>	<u>26,196</u>	<u>29,023</u>	<u>6,490</u>	<u>72,450</u>	<u>8,795</u>	<u>142,954</u>	<u>485,385</u>

**401: IT-MEDIA TECH**

IT-MEDIA TECH	24,794	1,897	2,373	531	8,050	719	13,569	38,363
	<u>24,794</u>	<u>1,897</u>	<u>2,373</u>	<u>531</u>	<u>8,050</u>	<u>719</u>	<u>13,569</u>	<u>38,363</u>

**403: COUNTY CLERK**

COUNTY CLERK	50,000	3,825	4,785	1,070	8,050	1,450	19,180	69,180
CLERK	24,419	1,868	2,337	523	8,050	708	13,486	37,905
CLERK	16,702	1,278	1,598	357	8,050	484	11,768	28,470
CLERK	20,509	1,569	1,963	439	8,050	595	12,615	33,124
CLERK	18,491	1,415	1,770	396	8,050	536	12,166	30,657
	<u>130,122</u>	<u>9,954</u>	<u>12,453</u>	<u>2,785</u>	<u>40,250</u>	<u>3,774</u>	<u>69,215</u>	<u>199,337</u>

**405: VETERANS**

VETERANS SERVICE OFFICER	30,380	2,324	2,907	650	8,050	881	14,813	45,192
	<u>30,380</u>	<u>2,324</u>	<u>2,907</u>	<u>650</u>	<u>8,050</u>	<u>881</u>	<u>14,813</u>	<u>45,192</u>

**406: DISTRICT JUDGE**

293 DISTRICT JUDGE	9,300	711	890	199		270	2,070	11,370
CAR ALLOWANCE	6,000		459				459	6,459
	93,890	7,162	8,984	2,009	8,050	2,723	28,948	122,827
	97,075	7,426	9,290	2,077	8,050	2,815	29,659	126,734
	56,948	4,357	5,450	1,219	8,050	1,652	20,727	77,675
	39,083	2,990	3,740	836	8,050	1,133	16,750	55,833
	29,307	2,242	2,805	627	8,050	850	14,574	43,881
	34,840	2,665	3,334	746	8,050	1,010	15,805	50,645
	<u>366,433</u>	<u>28,032</u>	<u>34,493</u>	<u>7,713</u>	<u>48,300</u>	<u>10,453</u>	<u>128,991</u>	<u>495,425</u>

**434: DISTRICT JUDGE**

365 DISTRICT JUDGE	9,300	711	890	199		270	2,070	11,370
CAR ALLOWANCE	6,000		459				459	6,459
	43,765	3,348	4,188	937	8,050	1,269	17,792	61,556
	53,595	4,100	5,129	1,147	8,050	1,554	19,980	73,575
	42,004	3,213	4,020	899	8,050	1,218	17,400	59,404
Part-Time	18,720	1,432	1,792	401	8,050	543	12,217	30,937
	27,789	2,126	2,659	595	8,050	806	14,226	42,025
	93,000	7,114	8,900	1,990	8,050	2,697	28,752	121,752
	45,001	3,443	4,307	963	8,050	1,305	18,067	63,068
	<u>339,173</u>	<u>25,947</u>	<u>31,885</u>	<u>7,130</u>	<u>56,350</u>	<u>9,662</u>	<u>130,973</u>	<u>470,146</u>

MAVERICK COUNTY, TEXAS  
 PROPOSED SALARIES  
 2016 - 2017 PROPOSED BUDGET (UNAUD)

DEPARTMENT	APPROVED SALARIES	FICA	RETIREMENT	WC	HOSPITAL	TEC	PLUS FRINGE BENEFITS	TOTAL PERSONNEL COSTS
16-17		7.65%	9.57%	2.14%		2.90%		
<b>450: DIST. CLERK</b>								
DISTRICT CLERK	48,000	3,672	4,594	1,027	8,050	1,392	18,735	66,735
CLERK	27,572	2,109	2,639	590	8,050	800	14,188	41,760
CLERK	21,798	1,668	2,086	466	8,050	632	12,902	34,701
CLERK	18,845	1,442	1,803	403	8,050	546	12,245	31,090
CLERK	21,809	1,668	2,087	467	8,050	632	12,905	34,713
CLERK	19,233	1,471	1,841	412	8,050	558	12,331	31,564
CLERK	18,845	1,442	1,803	403	8,050	546	12,245	31,090
CLERK	17,016	1,302	1,628	364	8,050	493	11,838	28,854
CLERK - PASSPORT	16,640	1,273	1,592	356	8,050	483	11,754	28,394
	<u>209,758</u>	<u>16,047</u>	<u>20,074</u>	<u>4,489</u>	<u>72,450</u>	<u>6,083</u>	<u>119,142</u>	<u>328,900</u>
<b>455: J.P. #1</b>								
JUSTICE OF THE PEACE	28,000	2,142	2,680	599	8,050	812	14,283	42,283
CLERK	23,413	1,791	2,241	501	8,050	679	13,262	36,675
CAR ALLOWANCE	4,800	367					367	5,167
CELL PHONE ALLOWANCE	1,200	92					92	1,292
	<u>57,413</u>	<u>4,392</u>	<u>4,920</u>	<u>1,100</u>	<u>16,100</u>	<u>1,491</u>	<u>28,003</u>	<u>85,417</u>
<b>457: J.P. #2</b>								
JUSTICE OF THE PEACE	28,000	2,142	2,680	599	8,050	812	14,283	42,283
FULL-TIME CLERK	23,413	1,791	2,241	501	8,050	679	13,262	36,675
CAR ALLOWANCE	4,800	367					367	5,167
CELL PHONE ALLOWANCE	1,200	92					92	1,292
	<u>57,413</u>	<u>4,392</u>	<u>4,920</u>	<u>1,100</u>	<u>16,100</u>	<u>1,491</u>	<u>28,003</u>	<u>85,417</u>
<b>459: J.P.#3-PL 1</b>								
JUSTICE OF THE PEACE	28,000	2,142	2,680	599	8,050	812	14,283	42,283
FULL-TIME SECRETARY	23,413	1,791	2,241	501	8,050	679	13,262	36,675
CAR ALLOWANCE	4,800	367					367	5,167
CELL PHONE ALLOWANCE	1,200	92					92	1,292
	<u>57,413</u>	<u>4,392</u>	<u>4,920</u>	<u>1,100</u>	<u>16,100</u>	<u>1,491</u>	<u>28,003</u>	<u>85,417</u>

**MAVERICK COUNTY, TEXAS  
PROPOSED SALARIES  
2016 - 2017 PROPOSED BUDGET (UNAUD)**

DEPARTMENT	APPROVED SALARIES 16-17	FICA 7.65%	RETIREMEN 9.57%	VC 3.79% 4.62% 2.14%	HOSPITAL 670.83	TEC 2.90%	PLUS FRINGE BENEFITS	TOTAL PERSONNEL COSTS
<b>460: J.P.#3-PL_2</b>								
JUSTICE OF THE PEACE	28,000	2,142	2,680	599	8,050	812	14,283	42,283
Part Time 25 hrs per week	9,194	703	880	197		267	2,047	11,241
CAR ALLOWANCE	4,800	367					367	5,167
CELL PHONE ALLOWANCE	1,200	92					92	1,292
	<u>43,194</u>	<u>3,304</u>	<u>3,559</u>	<u>796</u>	<u>8,050</u>	<u>1,079</u>	<u>16,788</u>	<u>59,983</u>
<b>461: J.P. #4</b>								
JUSTICE OF THE PEACE	28,000	2,142	2,680	599	8,050	812	14,283	42,283
SECRETARY	23,413	1,791	2,241	501	8,050	679	13,262	36,675
CAR ALLOWANCE	4,800	367					367	5,167
CELL PHONE ALLOWANCE	1,200	92					92	1,292
	<u>57,413</u>	<u>4,392</u>	<u>4,920</u>	<u>1,100</u>	<u>16,100</u>	<u>1,491</u>	<u>28,003</u>	<u>85,417</u>
<b>462: CONSTABLE PRCT1</b>								
CONSTABLE PRECINCT 1	18,000	1,377	1,723	682	8,050	522	12,354	30,354
PART-TIME	11,084	848	1,061	420	0	321	2,650	13,734
CAR ALLOWANCE	3,600	275					275	3,875
CELL PHONE ALLOWANCE	1,200	92					92	1,292
	<u>33,884</u>	<u>2,592</u>	<u>2,783</u>	<u>1,102</u>	<u>8,050</u>	<u>843</u>	<u>15,371</u>	<u>49,255</u>
<b>463: CONSTABLE PRCT 2</b>								
CONSTABLE PRECINCT 2	18,000	1,377	1,723	682	8,050	522	12,354	30,354
PART TIME	11,084	848	1,061	420	0	321	2,650	13,734
CAR ALLOWANCE	3,600	275					275	3,875
CELL PHONE ALLOWANCE	1,200	92					92	1,292
	<u>33,884</u>	<u>2,592</u>	<u>2,783</u>	<u>1,102</u>	<u>8,050</u>	<u>843</u>	<u>15,371</u>	<u>49,255</u>
<b>464: CONSTABLE PRCT 3-1</b>								
CONSTABLE PRECINCT 3-1	18,000	1,377	1,723	682	8,050	522	12,354	30,354
DEPUTY	23,582	1,804	2,257	894	8,050	684	13,688	37,271
CAR ALLOWANCE	3,600	275					275	3,875
CELL PHONE ALLOWANCE	1,200	92					92	1,292
	<u>46,382</u>	<u>3,548</u>	<u>3,979</u>	<u>1,576</u>	<u>16,100</u>	<u>1,206</u>	<u>26,409</u>	<u>72,782</u>
<b>465: CONSTABLE PRCT 3-2</b>								
CONSTABLE PRECINCT 3-2	18,000	1,377	1,723	682	8,050	522	12,354	30,354
CELL PHONE ALLOWANCE	1,200	92					92	1,292
	<u>19,200</u>	<u>1,469</u>	<u>1,723</u>	<u>682</u>	<u>8,050</u>	<u>522</u>	<u>12,446</u>	<u>31,646</u>
<b>466: CONSTABLE PRCT 4</b>								
CONSTABLE PRECINCT 4	18,000	1,377	1,723	682	8,050	522	12,354	30,354
DEPUTY - PART TIME	11,084	848	1,061	420	0	321	2,650	13,734
CAR ALLOWANCE	3,600	275					275	3,875
CELL PHONE ALLOWANCE	1,200	92					92	1,292
	<u>33,884</u>	<u>2,592</u>	<u>2,783</u>	<u>1,102</u>	<u>8,050</u>	<u>843</u>	<u>15,371</u>	<u>49,255</u>
<b>475: CO. ATTORNEY</b>								
COUNTY ATTORNEY	40,132	3,070	3,841	859	8,050	1,164	16,983	57,115
STATE SUPPLEMENT	0	0	0	0	0	0	0	0
SECRETARY	24,939	1,908	2,387	534	8,050	723	13,601	38,541
SECRETARY	18,512	1,416	1,772	396	8,050	537	12,171	30,683
SECRETARY	28,628	2,190	2,740	613	8,050	830	14,423	43,050
INVESTIGATOR	35,109	2,686	3,360	1,331	8,050	1,018	16,445	51,554
	<u>147,320</u>	<u>11,270</u>	<u>14,099</u>	<u>3,732</u>	<u>40,250</u>	<u>4,272</u>	<u>73,623</u>	<u>220,943</u>
<b>495: CO. AUDITOR</b>								
COUNTY AUDITOR	70,019	5,356	6,701	1,498	8,050	2,031	23,636	93,655
Cell Allowance	1,200	92					92	1,292
ASSISTANT	53,474	4,091	5,117	1,144	8,050	1,551	19,953	73,427
ASSISTANT	39,270	3,004	3,758	840	8,050	1,139	16,791	56,061
ASSISTANT	48,890	3,740	4,679	1,046	8,050	1,418	18,933	67,823
ASSISTANT	43,567	3,333	4,169	932	8,050	1,263	17,748	61,315
ASSISTANT	33,055	2,529	3,163	707	8,050	959	15,408	48,463
ASSISTANT	47,711	3,650	4,566	1,021	8,050	1,384	18,670	66,381
ASSISTANT	32,561	2,491	3,116	697	8,050	944	15,298	47,859
	<u>0</u>	<u>0</u>	<u>0</u>	<u>0</u>	<u>0</u>	<u>0</u>	<u>0</u>	<u>0</u>
	<u>369,747</u>	<u>28,286</u>	<u>35,270</u>	<u>7,887</u>	<u>64,400</u>	<u>10,688</u>	<u>146,530</u>	<u>516,277</u>
<b>497: CO. TREASURER</b>								
COUNTY TREASURER	48,000	3,672	4,594	1,027	8,050	1,392	18,735	66,735
CLERK	26,707	2,043	2,556	572	8,050	774	13,995	40,702
CLERK	33,779	2,584	3,233	723	8,050	980	15,569	49,348
CLERK	28,417	2,174	2,719	608	8,050	824	14,376	42,792
CLERK	21,386	1,636	2,047	458	8,050	620	12,811	34,197
CLERK	16,702	1,278	1,598	357	8,050	484	11,768	28,470
CLERK	21,382	1,636	2,046	458	8,050	620	12,810	34,192
	<u>196,374</u>	<u>0</u>	<u>15,023</u>	<u>18,793</u>	<u>4,202</u>	<u>5,695</u>	<u>100,063</u>	<u>296,436</u>

MAVERICK COUNTY, TEXAS  
 PROPOSED SALARIES  
 2016 - 2017 PROPOSED BUDGET (UNAUD)

DEPARTMENT	APPROVED SALARIES	FICA	RETIREMENT	WC	HOSPITAL	TEC	PLUS FRINGE BENEFITS	TOTAL PERSONNEL COSTS
	16-17	7.65%	9.57%	2.14%	670.83	2.90%		
<b>499: TAX COLLECTOR</b>								
TAX COLLECTOR	48,000	3,672	4,594	1,027	8,050	1,392	18,735	66,735
ADMINISTRATIVE ASSISTANT	30,422	2,327	2,911	651	8,050	882	14,822	45,244
CLERK	17,417	1,332	1,667	373	8,050	505	11,927	29,344
CHIEF	21,576	1,651	2,065	462	8,050	626	12,853	34,429
CLERK	36,608	2,801	3,503	783	8,050	1,062	16,199	52,807
CLERK	16,640	1,273	1,592	356	8,050	483	11,754	28,394
CLERK	19,001	1,454	1,818	407	8,050	551	12,280	31,280
CLERK	16,702	1,278	1,598	357	8,050	484	11,768	28,470
	5,700	436	545	122		165	1,269	6,969
	5,700	436	545	122		165	1,269	6,969
	<u>217,768</u>	<u>16,659</u>	<u>20,840</u>	<u>4,660</u>	<u>64,400</u>	<u>6,315</u>	<u>112,875</u>	<u>330,642</u>
<b>501: INFO. DEPARTMENT</b>								
DEPARTMENT HEAD	37,615	2,878	3,600	805	8,050	1,091	16,423	54,038
	0	0	0	0		0	0	0
	<u>37,615</u>	<u>2,878</u>	<u>3,600</u>	<u>805</u>	<u>8,050</u>	<u>1,091</u>	<u>16,423</u>	<u>54,038</u>
<b>508: COLLECTION DEPARTMENT</b>								
DEPARTMENT HEAD	0	0	0	0	0	0	0	0
ASSISTANT CLERK	28,018	2,143	2,681	600	8,050	813	14,287	42,304
	<u>28,018</u>	<u>2,143</u>	<u>2,681</u>	<u>600</u>	<u>8,050</u>	<u>813</u>	<u>14,287</u>	<u>42,304</u>
<b>505: VOTER ADMINISTRATION</b>								
ASSISTANT	31,752	2,429	3,039	680	8,050	921	15,118	46,871
OVERTIME	6,000	459	574	128		174	1,338	7,336
ASSISTANT	16,640	1,273	1,592	356	8,050	483	11,754	28,394
	<u>54,392</u>	<u>4,161</u>	<u>5,205</u>	<u>1,164</u>	<u>16,100</u>	<u>1,577</u>	<u>28,208</u>	<u>82,600</u>
<b>510: COURTHOUSE</b>								
CUSTODIAN	24,638	1,885	2,358	934	8,050	714	13,941	38,579
CUSTODIAN	20,521	1,570	1,964	778	8,050	595	12,956	33,477
CUSTODIAN	18,536	1,418	1,774	703	8,050	538	12,482	31,018
CUSTODIAN	18,536	1,418	1,774	703	8,050	538	12,482	31,018
	<u>82,231</u>	<u>6,291</u>	<u>7,870</u>	<u>3,117</u>	<u>32,200</u>	<u>2,385</u>	<u>51,861</u>	<u>134,093</u>

**MAVERICK COUNTY, TEXAS  
PROPOSED SALARIES  
2016 - 2017 PROPOSED BUDGET (UNAUD**

88 hrs per wk / 10 working days = 8.8 per day (260 days)

DEPARTMENT	APPROVED SALARIES 16-17	FICA 7.65%	RETIREMENT 9.57%	WC 3.79% 4.62%	HOSPITAL 670.83	TEC 2.90%	PLUS FRINGE BENEFITS	TOTAL PERSONNEL COSTS
<b>560: SHERIFF</b>								
SHERIFF	50,000	3,825	4,785	1,895	8,050	1,450	20,005	70,005
SECRETARY	28,869	2,208	2,763	618	8,050	837	14,476	43,345
ADMINISTRATIVE ASSISTANT	30,003	2,295	2,871	642	8,050	870	14,729	44,732
CHIEF DEPUTY	44,824	3,429	4,290	1,699	8,050	1,300	18,767	63,591
Lieutenant	38,491	2,945	3,684	1,459	8,050	1,116	17,253	55,745
Lieutenant	38,491	2,945	3,684	1,459	8,050	1,116	17,253	55,745
Lieutenant	38,491	2,945	3,684	1,459	8,050	1,116	17,253	55,745
Sergeant	36,562	2,797	3,499	1,386	8,050	1,060	16,792	53,354
Sergeant	36,562	2,797	3,499	1,386	8,050	1,060	16,792	53,354
Sergeant	36,562	2,797	3,499	1,386	8,050	1,060	16,792	53,354
Sergeant	36,562	2,797	3,499	1,386	8,050	1,060	16,792	53,354
Patrol	36,562	2,797	3,499	1,386	8,050	1,060	16,792	53,354
Civil Process	32,364	2,476	3,097	1,227	8,050	939	15,788	48,152
DEPUTY (Corporal)	34,457	2,636	3,298	1,306	8,050	999	16,289	50,745
DEPUTY (Corporal)	34,457	2,636	3,298	1,306	8,050	999	16,289	50,745
DEPUTY (Corporal)	34,974	2,675	3,347	1,325	8,050	1,014	16,412	51,386
DEPUTY (Corporal)	34,974	2,675	3,347	1,325	8,050	1,014	16,412	51,386
DEPUTY	34,633	2,649	3,314	1,313	8,050	1,004	16,331	50,964
DEPUTY	31,410	2,403	3,006	1,190	8,050	911	15,560	46,971
DEPUTY	34,633	2,649	3,314	1,313	8,050	1,004	16,331	50,964
DEPUTY	33,226	2,542	3,180	1,259	8,050	964	15,994	49,220
DEPUTY	30,639	2,344	2,932	1,161	8,050	889	15,376	46,014
DEPUTY	32,364	2,476	3,097	1,227	8,050	939	15,788	48,152
DEPUTY	30,639	2,344	2,932	1,161	8,050	889	15,376	46,014
DEPUTY	30,639	2,344	2,932	1,161	8,050	889	15,376	46,014
DEPUTY	30,633	2,343	2,932	1,161	8,050	888	15,374	46,008
DEPUTY	30,186	2,309	2,889	1,144	8,050	875	15,267	45,453
DEPUTY	30,639	2,344	2,932	1,161	8,050	889	15,376	46,014
DEPUTY	30,186	2,309	2,889	1,144	8,050	875	15,267	45,453
DEPUTY	30,639	2,344	2,932	1,161	8,050	889	15,376	46,014
Investigator	36,111	2,763	3,456	1,369	8,050	1,047	16,684	52,796
Investigator	36,562	2,797	3,499	1,386	8,050	1,060	16,792	53,354
Investigator	36,562	2,797	3,499	1,386	8,050	1,060	16,792	53,354
Investigator	36,562	2,797	3,499	1,386	8,050	1,060	16,792	53,354
Investigator	34,121	2,610	3,265	1,293	8,050	990	16,208	50,330
Investigator (Violence Against Women Grant)	34,121	2,610	3,265	1,293	8,050	990	16,208	50,330
MECHANIC	30,380	2,324	2,907	1,151	8,050	881	15,314	45,694
Budget Director	45,011	3,443	4,308	963	8,050	1,305	18,069	63,081
Grant Director	45,011	3,443	4,308	963	8,050	1,305	18,069	63,081
Bookkeeper	40,725	3,115	3,897	872	8,050	1,181	17,115	57,840
IT Technician	35,531	2,718	3,400	760	8,050	1,030	15,959	51,491
IT Support Technician	26,073	1,995	2,495	558	8,050	756	13,854	39,927
DISPATCHER	21,399	1,637	2,048	458	8,050	621	12,813	34,212
DISPATCHER	21,402	1,637	2,048	458	8,050	621	12,814	34,216
DISPATCHER	21,399	1,637	2,048	458	8,050	621	12,813	34,212
DISPATCHER	23,853	1,825	2,283	510	8,050	692	13,360	37,212
DISPATCHER	22,537	1,724	2,157	482	8,050	654	13,067	35,603
ICE OVERTIME	5,000	383	479	190	0	145	1,196	6,196
OVERTIME / HOLIDAY	25,000	1,913	2,393	948	0	725	5,978	30,978
	<u>1,611,033</u>	<u>123,244</u>	<u>154,176</u>	<u>55,088</u>	<u>378,348</u>	<u>46,720</u>	<u>757,576</u>	<u>2,368,609</u>

MAVERICK COUNTY, TEXAS  
 PROPOSED SALARIES  
 2016 - 2017 PROPOSED BUDGET (UNAUD)

86 hrs per wk / 10 working days = 8.6 per day (260 days)

DEPARTMENT	APPROVED SALARIES 16-17	FICA 7.65%	RETIREMEN 9.57%	WC 3.79% 4.62%	HOSPITAL 670.83	TEC 2.90%	PLUS FRINGE BENEFITS	TOTAL PERSONNEL COSTS
<b>561- Jail</b>								
JAIL ADMINISTRATOR	42,625	3,261	4,079	1,615	8,050	1,236	18,242	60,866
	0	0	0	0	0	0	0	0
ADMINISTRATIVE ASSISTANT	31,027	2,374	2,969	664	8,050	900	14,957	45,983
RECORDS MANAGER	29,958	2,292	2,867	641	8,050	869	14,719	44,677
Records Manager Assistant	28,869	2,208	2,763	618	8,050	837	14,476	43,345
Clerk	18,883	1,445	1,807	404	8,050	548	12,253	31,136
Chief Jail Lieutenant	31,668	2,423	3,031	1,200	8,050	918	15,622	47,290
Jail Sergeant	30,798	2,356	2,947	1,167	8,050	893	15,414	46,211
Jail Sergeant	30,798	2,356	2,947	1,167	8,050	893	15,414	46,211
Jail Sergeant	30,343	2,321	2,904	1,150	8,050	880	15,305	45,647
Jail Sergeant	31,274	2,392	2,993	1,185	8,050	907	15,528	46,802
JAILER	23,830	1,823	2,281	903	8,050	691	13,748	37,578
JAILER	23,830	1,823	2,281	903	8,050	691	13,748	37,578
	0	0	0	0	0	0	0	0
JAILER	23,836	1,823	2,281	903	8,050	691	13,749	37,585
JAILER	23,830	1,823	2,281	903	8,050	691	13,748	37,578
JAILER	23,830	1,823	2,281	903	8,050	691	13,748	37,578
JAILER	23,830	1,823	2,281	903	8,050	691	13,748	37,578
JAILER	23,830	1,823	2,281	903	8,050	691	13,748	37,578
JAILER	23,836	1,823	2,281	903	8,050	691	13,749	37,585
JAILER	23,830	1,823	2,281	903	8,050	691	13,748	37,578
JAILER	23,830	1,823	2,281	903	8,050	691	13,748	37,578
JAILER	23,836	1,823	2,281	903	8,050	691	13,749	37,585
JAILER	23,830	1,823	2,281	903	8,050	691	13,748	37,578
JAILER	23,830	1,823	2,281	903	8,050	691	13,748	37,578
JAILER	26,944	2,061	2,579	1,021	8,050	781	14,492	41,436
JAILER	26,944	2,061	2,579	1,021	8,050	781	14,492	41,436
JAILER	23,830	1,823	2,281	903	8,050	691	13,748	37,578
JAILER	23,836	1,823	2,281	903	8,050	691	13,749	37,585
JAILER	23,830	1,823	2,281	903	8,050	691	13,748	37,578
JAILER	26,944	2,061	2,579	1,021	8,050	781	14,492	41,436
JAILER	23,830	1,823	2,281	903	8,050	691	13,748	37,578
JAILER	23,836	1,823	2,281	903	8,050	691	13,749	37,585
JAILER	23,830	1,823	2,281	903	8,050	691	13,748	37,578
JAILER	23,836	1,823	2,281	903	8,050	691	13,749	37,585
JAILER	23,830	1,823	2,281	903	8,050	691	13,748	37,578
JAILER	23,836	1,823	2,281	903	8,050	691	13,749	37,585
JAILER	23,830	1,823	2,281	903	8,050	691	13,748	37,578
JAILER	23,836	1,823	2,281	903	8,050	691	13,749	37,585
JAILERS	71,485	5,469	6,841	2,709	2,073		17,092	88,577
Part Time Jailer	8,942	684	856	339	0	259	2,138	11,080
Part Time Jailer	8,942	684	856	339	0	259	2,138	11,080
	0	0	0	0	0	0	0	0
Transport Officer Lieutenant	34,011	2,602	3,255	1,289	8,050	986	16,182	50,193
Transport Officer	33,226	2,542	3,180	1,259	8,050	964	15,994	49,220
Transport Officer	33,226	2,542	3,180	1,259	8,050	964	15,994	49,220
Transport Officer	29,504	2,257	2,824	1,118	8,050	856	15,104	44,608
Transport Officer	31,456	2,406	3,010	1,192	8,050	912	15,571	47,027
HEAD COOK	0	0	0	0	0	0	0	0
COOK	0	0	0	0	0	0	0	0
COOK	0	0	0	0	0	0	0	0
Cook	0	0	0	0	0	0	0	0
NURSE	35,511	2,717	3,398	1,346	8,050	1,030	16,541	52,051
CUSTODIAN ASSISTANCE	20,199	1,545	1,933	933	8,050	586	13,047	33,246
Maintenance Facility	24,998	1,912	2,392	1,155	8,050	725	14,235	39,233
HOLIDAY PAY	25,000	1,913	2,393	1,155		725	6,185	31,185
	1,318,661	100,678	126,196	48,766	362,248	38,241	676,328	1,994,989

doctor 78,000

**MAVERICK COUNTY, TEXAS  
PROPOSED SALARIES  
2016 - 2017 PROPOSED BUDGET (UNAUD)**

DEPARTMENT	APPROVED SALARIES 16-17	FICA 7.65%	RETIREMENT 9.57%	WC 2.14%	HOSPITAL 670.83	TEC 2.90%	PLUS FRINGE BENEFITS	TOTAL PERSONNEL COSTS
<b>547:PCT 1 ADMIN OFFICE VFW</b>								
SECURITY	22,294	1,706	2,134	477	8,050	647	13,013	35,307
	<u>22,294</u>	<u>1,706</u>	<u>2,134</u>	<u>477</u>	<u>8,050</u>	<u>647</u>	<u>13,013</u>	<u>35,307</u>
<b>551:PCT 1 - ADMIN OFFICE @ LOPETEGUI PARK</b>								
ASSISTANT 1	30,106	2,303	2,881	644	8,050	873	14,751	44,857
PART TIME CLERK	11,147	853	1,057	239		323	2,481	13,629
PART TIME CLERK	8,445	646	809	181		245	1,890	10,325
	<u>49,698</u>	<u>3,802</u>	<u>4,756</u>	<u>1,064</u>	<u>8,050</u>	<u>1,441</u>	<u>19,113</u>	<u>68,810</u>
<b>549 : PCT 2 ADMIN OFFICE</b>								
SECRETARY								
ASSISTANT	24,638	1,885	2,358	527	8,050	714	13,534	38,172
	<u>24,638</u>	<u>1,885</u>	<u>2,358</u>	<u>527</u>	<u>8,050</u>	<u>714</u>	<u>13,534</u>	<u>38,172</u>
<b>583:COMMUNITY CENTERS</b>								
SECO MINES COMM. DIRECTOR	29,578	2,263	2,831	633	8,050	858	14,634	44,212
SECRETARY PCT 3	17,692	1,353	1,693	379	8,050	513	11,988	29,680
SECRETARY	18,959	1,450	1,814	406	8,050	550	12,270	31,229
	<u>66,228</u>	<u>5,066</u>	<u>6,338</u>	<u>1,417</u>	<u>24,150</u>	<u>1,921</u>	<u>38,892</u>	<u>105,121</u>
<b>520: FOOD PANTRY</b>								
Director	40,176	3,073	3,845	860	8,050	1,165	16,993	57,169
Assistant 1	20,774	1,589	1,988	445	8,050	602	12,674	33,449
Assistant 2	22,505	1,722	2,154	482	8,050	653	13,060	35,565
	25,736	1,969	2,463	551	8,050	746	13,779	39,514
Assistant 3	20,626	1,578	1,974	441	8,050	598	12,641	33,268
	<u>129,817</u>	<u>9,931</u>	<u>12,424</u>	<u>2,778</u>	<u>40,250</u>	<u>3,765</u>	<u>69,147</u>	<u>198,964</u>
<b>551:VECTOR CONTROL</b>								
VECTOR CONTROL	18,720	1,432	1,792	401	8,050	543	12,217	30,937
VECTOR CONTROL	19,001	1,454	1,818	407	8,050	551	12,280	31,280
	<u>37,721</u>	<u>2,886</u>	<u>3,610</u>	<u>807</u>	<u>16,100</u>	<u>1,094</u>	<u>24,497</u>	<u>62,217</u>
<b>BOULDER RICH PCT 4</b>								
ASSISTANT - SECRETARY	21,840	1,655	2,071	463	8,050	628	12,867	34,507
	<u>21,840</u>	<u>1,655</u>	<u>2,071</u>	<u>463</u>	<u>8,050</u>	<u>628</u>	<u>12,867</u>	<u>34,507</u>
<b>HIDTA - CITY OF EP</b>								
ASSISTANT	32,534	2,489	3,113	1,233	8,050	943	15,829	48,362
OVERTIME	5,115	391	490	194		148	1,223	6,338
	<u>37,649</u>	<u>2,880</u>	<u>3,603</u>	<u>1,427</u>	<u>8,050</u>	<u>1,092</u>	<u>17,052</u>	<u>54,700</u>
<b>585:AGRICULTURE</b>								
EXTENSION AGENT	12,594	963	1,205	270		365	2,804	15,398
Car Allowance	5,500	421					421	5,921
SECRETARY	8,476	648	811	181		246	1,887	10,363
	<u>26,570</u>	<u>2,033</u>	<u>2,016</u>	<u>451</u>	<u>0</u>	<u>611</u>	<u>5,111</u>	<u>31,681</u>
<b>CODE ENFORCEMENT</b>								
CODE ENFORCER	25,667	1,964	2,456	2,143	8,050	744	15,357	41,025
CODE ENFORCER	25,968	1,987	2,485	2,168	8,050	753	15,443	41,411
	<u>0</u>	<u>0</u>	<u>0</u>	<u>0</u>	<u>0</u>	<u>0</u>	<u>0</u>	<u>0</u>
	<u>51,635</u>	<u>3,950</u>	<u>4,941</u>	<u>4,312</u>	<u>16,100</u>	<u>1,497</u>	<u>30,800</u>	<u>82,435</u>
<b>589: CEMETARY</b>								
CEMETARY MAINTENANCE LABORER	25,968	1,987	2,485	2,168	8,050	753	15,443	41,411
CEMETARY MAINTENANCE LABORER	17,306	1,324	1,656	1,445	8,050	502	12,977	30,282
CEMETARY MAINTENANCE LABORER	20,563	1,573	1,968	1,717	8,050	596	13,904	34,467
CEMETARY MAINTENANCE LABORER	16,640	1,273	1,592	1,389	8,050	483	12,787	29,427
	<u>0</u>	<u>0</u>	<u>0</u>	<u>0</u>	<u>0</u>	<u>0</u>	<u>0</u>	<u>0</u>
	<u>80,476</u>	<u>6,156</u>	<u>7,702</u>	<u>6,720</u>	<u>32,200</u>	<u>2,334</u>	<u>55,111</u>	<u>135,588</u>
<b>520: CO PLANNER</b>								
DEPARTMENT HEAD	41,084	3,143	3,932	879	8,050	1,191	17,195	58,279
ASSISTANT LABOR SUPERVISOR	-	-	-	-	-	-	-	-
CLERK	-	-	-	-	-	-	-	-
	<u>41,084</u>	<u>3,143</u>	<u>3,932</u>	<u>879</u>	<u>8,050</u>	<u>1,191</u>	<u>17,195</u>	<u>58,279</u>
<b>TOTAL GENERAL FUND</b>	<b>6,535,780</b>	<b>499,987</b>	<b>615,114</b>	<b>191,892</b>	<b>1,634,142</b>	<b>186,398</b>	<b>3,127,533</b>	<b>9,663,313</b>

9,355,717

MAVERICK COUNTY, TEXAS  
 PROPOSED SALARIES  
 2016 - 2017 PROPOSED BUDGET (UNAUD)

DEPARTMENT	APPROVED SALARIES	FICA	RETIREMENT	WC 8.35% 3.79% 4.62%	HOSPITAL	TEC	PLUS FRINGE BENEFITS	TOTAL PERSONNEL COSTS
16-17		7.65%	9.57%	2.14%	670.83	2.90%		
<b>ROAD AND BRIDGE</b>								
SUPERINTENDENT	44,357	3,393	4,245	3,704	8,050	1,286	20,678	65,035
STREET AND MAINTENANCE SUPERVISOR	39,501	3,022	3,780	3,298	8,050	1,146	19,296	58,797
GENERAL R&B SUPERVISOR	39,501	3,022	3,780	3,298	8,050	1,146	19,296	58,797
MECHANIC SHOP SUPERVISOR	38,529	2,947	3,687	3,217	8,050	1,117	19,019	57,549
PARKS AND RECREATION SUPERVISOR	39,501	3,022	3,780	3,298	8,050	1,146	19,296	58,797
CDL DRIVER	28,142	2,153	2,693	2,350	8,050	816	16,062	44,204
CDL DRIVER	25,968	1,987	2,485	2,168	8,050	753	15,443	41,411
CDL DRIVER	23,814	1,822	2,279	1,988	8,050	691	14,830	38,644
CDL DRIVER	21,640	1,655	2,071	1,807	8,050	628	14,211	35,851
CDL DRIVER	19,486	1,491	1,865	1,627	8,050	565	13,598	33,084
CDL DRIVER (STREET SWEEPER)	17,312	1,324	1,657	1,446	8,050	502	12,979	30,290
CEMETARY MAINTENANCE LABORER	0	0	0	0	0	0	0	0 move to GF - cem
CEMETARY MAINTENANCE LABORER	0	0	0	0	0	0	0	0 move to GF - cem
CEMETARY MAINTENANCE LABORER	0	0	0	0	0	0	0	0 move to GF - cem
CLERK	17,312	1,324	1,657	370	8,050	502	11,904	29,215
CODE ENFORCER								move to GF - cods
CODE ENFORCER								move to GF - cods
CONCRETE AND SKILLED LABORER	16,702	1,278	1,598	1,395	8,050	484	12,805	29,508
CONCRETE AND SKILLED LABORER	21,640	1,655	2,071	1,807	8,050	628	14,211	35,851
GENERAL LABORER	21,640	1,655	2,071	1,807	8,050	628	14,211	35,851
GRAPHIC ENGINEER	30,000	2,295	2,871	2,505	8,050	870	16,591	46,591
HEAVY EQUIPMENT OPERATOR	28,142	2,153	2,693	2,350	8,050	816	16,062	44,204
HEAVY EQUIPMENT OPERATOR	28,142	2,153	2,693	2,350	8,050	816	16,062	44,204
HEAVY EQUIPMENT OPERATOR	21,653	1,656	2,072	1,808	8,050	628	14,215	35,867
HEAVY EQUIPMENT OPERATOR	16,640	1,273	1,592	1,389	8,050	483	12,787	29,427
HEAVY EQUIPMENT OPERATOR	23,814	1,822	2,279	1,988	8,050	691	14,830	38,644
LABORER	22,717	1,738	2,174	1,897	8,050	659	14,517	37,234
LABORER	21,640	1,655	2,071	1,807	8,050	628	14,211	35,851
LABORER	16,890	1,292	1,616	1,410	8,050	490	12,858	29,748
LABORER	19,486	1,491	1,865	1,627	8,050	565	13,598	33,084
LABORER	16,702	1,278	1,598	1,395	8,050	484	12,805	29,508
LABORER	18,389	1,407	1,760	1,535	8,050	533	13,285	31,674
LABORER	16,702	1,278	1,598	1,395	8,050	484	12,805	29,508
LABORER	17,312	1,324	1,657	1,446	8,050	502	12,979	30,290
LABORER	16,890	1,292	1,616	1,410	8,050	490	12,858	29,748
LABORER	16,890	1,292	1,616	1,410	8,050	490	12,858	29,748
LABORER	0	0	0	0	0	0	0	0 move to GF - cem
LABORER	16,640	1,273	1,592	1,389	8,050	483	12,787	29,427
MECHANIC	27,446	2,100	2,627	2,292	8,050	796	15,864	43,309
MECHANIC	29,219	2,235	2,796	2,440	8,050	847	16,369	45,588
MECHANIC	27,446	2,100	2,627	2,292	8,050	796	15,864	43,309
OFFICE MANAGER	32,470	2,484	3,107	695	8,050	942	15,278	47,748
PARKS AND RECREATION LABORER	23,772	1,819	2,275	1,985	8,050	689	14,818	38,590
SKILLED LABOR	16,640	1,273	1,592	1,389	8,050	483	12,787	29,427
VECTOR CONTROL							0	0 move to GF - west
VECTOR CONTROL							0	0 move to GF - west
TEMPORARY ASSISTANCE part time	11,877	909	1,137	992	10,008	344	13,389	25,266
TEMPORARY EXTRA HELP part time	14,071	1,076	1,347	1,175	10,008	408	14,014	28,085
	<b>946,633</b>	<b>72,417</b>	<b>90,593</b>	<b>75,952</b>	<b>325,914</b>	<b>27,452</b>	<b>592,330</b>	<b>1,538,963</b>

MAVERICK COUNTY, TEXAS  
 PROPOSED SALARIES  
 2016 - 2017 PROPOSED BUDGET (UNAUD)

DEPARTMENT	APPROVED SALARIES 16-17	FICA 7.65%	RETIREMEN 9.57%	WC 8.35% 3.79% 4.62%	HOSPITAL 670.83	TEC 2.90%	PLUS FRINGE BENEFITS	TOTAL PERSONNEL COSTS
<b>896: NUTRITION</b>								
DEPARTMENT HEAD	35,525	2,718	3,400	760	8,050	1,030	15,958	51,483
CLERICAL	22,970	1,757	2,198	492	8,050	666	13,163	36,133
DRIVER / MAINTENANCE	19,614	1,501	1,877	1,638	8,050	569	13,634	33,249
DRIVER / MAINTENANCE	16,640	1,273	1,592	356	8,050	483	11,754	28,394
HEAD COOK	23,413	1,791	2,241	501	8,050	679	13,262	36,675
COOKAID / DRIVER	21,049	1,610	2,014	450	8,050	610	12,735	33,784
COOKAID / DRIVER	16,702	1,278	1,598	357	8,050	484	11,768	28,470
COOKAID / DRIVER	16,974	1,299	1,624	363	8,050	492	11,828	28,802
	16,702	1,278	1,598	357	8,050	484	11,768	28,470
	<u>189,590</u>	<u>14,504</u>	<u>18,144</u>	<u>5,275</u>	<u>72,450</u>	<u>5,498</u>	<u>115,970</u>	<u>305,461</u>
<b>???</b>	-	-	-	-	-	-	-	-
Any Dept	-	-	-	-	-	-	-	-
	-	-	-	-	-	-	-	-
	-	-	-	-	-	-	-	-
	-	-	-	-	-	-	-	-
<b>200: AIRPORT</b>								
ATTENDANTS	21,492	1,644	2,057	993	8,050	623	13,367	34,859
CUSTODIAN	21,492	1,644	2,057	993	8,050	623	13,367	34,859
	<u>42,984</u>	<u>3,288</u>	<u>4,114</u>	<u>1,986</u>	<u>16,100</u>	<u>1,247</u>	<u>26,734</u>	<u>69,718</u>
<b>180: UTILITY-WATER PLANT</b>								
ASSISTANT SUPERVISOR	35,658	2,728	3,412	1,647	8,050	1,034	16,872	52,530
ASSISTANT SUPERVISOR	33,441	2,558	3,200	1,545	8,050	970	16,323	49,765
PART TIME ATTENDANTS	17,058	1,305	1,632	788		495	4,220	21,279
PART TIME ATTENDANTS	12,658	971	1,214	586		368	3,139	15,827
ATTENDANTS / SEWER ASSISTANT	17,840	1,365	1,707	824	8,050	517	12,463	30,303
ATTENDANTS / SEWER ASSISTANT	17,840	1,365	1,707	824	8,050	517	12,463	30,303
DEPT HEAD	30,929	2,366	2,960	662	8,050	897	14,935	45,864
	<u>165,455</u>	<u>12,657</u>	<u>15,834</u>	<u>6,877</u>	<u>40,250</u>	<u>4,798</u>	<u>80,416</u>	<u>245,871</u>
<b>269: RECORDS MANAGEMENT</b>								
SUPERVISORS	32,892	2,516	3,148	704	8,050	954	15,372	48,264
SUPERVISORS	23,223	1,777	2,222	497	8,050	673	13,219	36,443
SUPERVISORS	16,890	1,292	1,616	361	8,050	490	11,810	28,699
CLERK	16,702	1,278	1,598	357	8,050	484	11,768	28,470
	<u>89,708</u>	<u>6,863</u>	<u>8,585</u>	<u>1,920</u>	<u>32,200</u>	<u>2,602</u>	<u>52,169</u>	<u>141,876</u>


MAVERICK COUNTY, TEXAS  
 PROPOSED LONGEVITY  
 2016 - 2017 PROPOSED BUDGET (UNAUDITED)

LONGEVITY

DEPARTMENT	ACTUAL SALARIES 15-16	APPROVED SALARIES 16-17	FICA 7.65%	RETIREMENT 8.93%	WC 3.58% 2.14%	TEC 2.90%	PLUS FRINGE BENEFITS	TOTAL PERSONNEL COSTS
<b><u>400: COUNTY JUDGE &amp; COMMISSIONERS</u></b>								
ADMINISTRATIVE ASSISTANT	0	0	0	0	0	0	0	0
	<u>0</u>	<u>0</u>	<u>0</u>	<u>0</u>	<u>0</u>	<u>0</u>	<u>0</u>	<u>0</u>
<b><u>403: COUNTY CLERK</u></b>								
CLERK	0	0	0	0	0	0	0	0
CLERK	0	0	0	0	0	0	0	0
	<u>0</u>	<u>0</u>	<u>0</u>	<u>0</u>	<u>0</u>	<u>0</u>	<u>0</u>	<u>0</u>
<b><u>405: VETERANS</u></b>								
VETERANS SERVICE OFFICER	0	0	0	0	0	0	0	0
	<u>0</u>	<u>0</u>	<u>0</u>	<u>0</u>	<u>0</u>	<u>0</u>	<u>0</u>	<u>0</u>
<b><u>406: DISTRICT JUDGE</u></b>								
	0	0	0	0	0	0	0	0
	0	0	0	0	0	0	0	0
	0	0	0	0	0	0	0	0
	0	0	0	0	0	0	0	0
	0	0	0	0	0	0	0	0
	0	0	0	0	0	0	0	0
	<u>0</u>	<u>0</u>	<u>0</u>	<u>0</u>	<u>0</u>	<u>0</u>	<u>0</u>	<u>0</u>
<b><u>434: DISTRICT JUDGE</u></b>								
	0	0	0	0	0	0	0	0
	0	0	0	0	0	0	0	0
	0	0	0	0	0	0	0	0
	0	0	0	0	0	0	0	0
	0	0	0	0	0	0	0	0
	0	0	0	0	0	0	0	0
	<u>0</u>	<u>0</u>	<u>0</u>	<u>0</u>	<u>0</u>	<u>0</u>	<u>0</u>	<u>0</u>

MAVERICK COUNTY, TEXAS  
 PROPOSED LONGIVITY  
 2016 - 2017 PROPOSED BUDGET (UNAUDITED)

DEPARTMENT	ACTUAL SALARIES 15-16	APPROVED SALARIES 16-17	FICA 7.65%	RETIREMENT 8.93%	WC	TEC 2.90%	PLUS FRINGE BENEFITS	TOTAL PERSONNEL COSTS
<b><u>450: DIST. CLERK</u></b>								
CLERK	0	0	0	0	0	0	0	0
CLERK	0	0	0	0	0	0	0	0
CLERK	0	0	0	0	0	0	0	0
CLERK	0	0	0	0	0	0	0	0
CLERK	0	0	0	0	0	0	0	0
	<u>0</u>	<u>0</u>	<u>0</u>	<u>0</u>	<u>0</u>	<u>0</u>	<u>0</u>	<u>0</u>
	<u>0</u>	<u>0</u>	<u>0</u>	<u>0</u>	<u>0</u>	<u>0</u>	<u>0</u>	<u>0</u>
<b><u>455: J.P. #1</u></b>								
	0							
	<u>0</u>	<u>0</u>	<u>0</u>	<u>0</u>	<u>0</u>	<u>0</u>	<u>0</u>	<u>0</u>
<b><u>457: J.P. #2</u></b>								
	0							
	<u>0</u>	<u>0</u>	<u>0</u>	<u>0</u>	<u>0</u>	<u>0</u>	<u>0</u>	<u>0</u>
<b><u>459: J.P.#3-PL.1</u></b> FULL-TIME SECRETARY								
	0		0	0	0	0	0	0
	<u>0</u>	<u>0</u>	<u>0</u>	<u>0</u>	<u>0</u>	<u>0</u>	<u>0</u>	<u>0</u>



MAVERICK COUNTY, TEXAS  
 PROPOSED LONGVITY  
 2016 - 2017 PROPOSED BUDGET (UNAUDITED)


DEPARTMENT	ACTUAL SALARIES 15-16	APPROVED SALARIES 16-17	FICA 7.65%	RETIREMENT 8.93%	WC	TEC 2.90%	PLUS FRINGE BENEFITS	TOTAL PERSONNEL COSTS
<u>460: J.P.#3-PL.2</u>	0	0	0	0	0	0	0	0
	0	0	0	0	0	0	0	0
<u>461: J.P. #4</u> SECRETARY	0	0	0	0	0	0	0	0
	0	0	0	0	0	0	0	0
<u>462: CONSTABLE PRCT1</u>	0	0	0	0	0	0	0	0
	0	0	0	0	0	0	0	0
<u>463: CONSTABLE PRCT 2</u>	0	0	0	0	0	0	0	0
	0	0	0	0	0	0	0	0
<u>464: CONSTABLE PRCT 3-1</u> DEPUTY	0	0	0	0	0	0	0	0
	0	0	0	0	0	0	0	0
<u>465: CONSTABLE PRCT 3-2</u>	0	0	0	0	0	0	0	0
	0	0	0	0	0	0	0	0
<u>466: CONSTABLE PRCT 4</u>	0	0	0	0	0	0	0	0
	0	0	0	0	0	0	0	0
<u>475: CO. ATTORNEY</u> SECRETARY SECRETARY SECRETARY	0 0 0	0 0 0	0 0 0	0 0 0	0 0 0	0 0 0	0 0 0	0 0 0
	0	0	0	0	0	0	0	0
<u>495: CO. AUDITOR</u> ASSISTANT ASSISTANT ASSISTANT ASSISTANT	0 0 0 0	0 0 0 0	0 0 0 0	0 0 0 0	0 0 0 0	0 0 0 0	0 0 0 0	0 0 0 0
	0	0	0	0	0	0	0	0
<u>497: CO. TREASURER</u> CLERK CLERK CLERK	0 0 0	0 0 0	0 0 0	0 0 0	0 0 0	0 0 0	0 0 0	0 0 0
	0	0	0	0	0	0	0	0
	0	0	0	0	0	0	0	0

MAVERICK COUNTY, TEXAS  
 PROPOSED LONGVITY  
 2016 - 2017 PROPOSED BUDGET (UNAUDITED)

DEPARTMENT	ACTUAL SALARIES 15-16	APPROVED SALARIES 16-17	FICA 7.65%	RETIREMENT 8.93%	WC	TEC 2.90%	PLUS FRINGE BENEFITS	TOTAL PERSONNEL COSTS
<b><u>499: TAX COLLECTOR</u></b>								
ADMINISTRATIVE ASSISTANT	0	0	0	0	0	0	0	0
CLERK	0	0	0	0	0	0	0	0
CHIEF	0	0	0	0	0	0	0	0
CLERK	0	0	0	0	0	0	0	0
CLERK	0	0	0	0	0	0	0	0
	<u>0</u>	<u>0</u>	<u>0</u>	<u>0</u>	<u>0</u>	<u>0</u>	<u>0</u>	<u>0</u>
	<u>0</u>	<u>0</u>	<u>0</u>	<u>0</u>	<u>0</u>	<u>0</u>	<u>0</u>	<u>0</u>
<b><u>501:INFO. DEPARTMENT</u></b>								
DEPARTMENT HEAD	0	0	0	0	0	0	0	0
	<u>0</u>	<u>0</u>	<u>0</u>	<u>0</u>	<u>0</u>	<u>0</u>	<u>0</u>	<u>0</u>
<b><u>508:COLLECTION DEPARTMENT</u></b>								
DEPARTMENT HEAD	0	0	0	0	0	0	0	0
	<u>0</u>	<u>0</u>	<u>0</u>	<u>0</u>	<u>0</u>	<u>0</u>	<u>0</u>	<u>0</u>
<b><u>505: VOTER ADMINISTRATION</u></b>								
ASSISTANT	0	0	0	0	0	0	0	0
ASSISTANT	0	0	0	0	0	0	0	0
	<u>0</u>	<u>0</u>	<u>0</u>	<u>0</u>	<u>0</u>	<u>0</u>	<u>0</u>	<u>0</u>
<b><u>510:COURTHOUSE</u></b>								
CUSTODIAN	0	0	0	0	0	0	0	0
CUSTODIAN	0	0	0	0	0	0	0	0
	<u>0</u>	<u>0</u>	<u>0</u>	<u>0</u>	<u>0</u>	<u>0</u>	<u>0</u>	<u>0</u>
	<u>0</u>	<u>0</u>	<u>0</u>	<u>0</u>	<u>0</u>	<u>0</u>	<u>0</u>	<u>0</u>


MAVERICK COUNTY, TEXAS  
 PROPOSED LONGIVITY  
 2016 - 2017 PROPOSED BUDGET (UNAUDITED)

DEPARTMENT	ACTUAL SALARIES 15-16	APPROVED SALARIES 16-17	FICA 7.65%	RETIREMENT 8.93%	WC	TEC 2.90%	PLUS FRINGE BENEFITS	TOTAL PERSONNEL COSTS
<u>560: SHERIFF</u>								
SECRETARY	0	0	0	0	0	0	0	0
Lieutenant	0	0	0	0	0	0	0	0
Lieutenant	0	0	0	0	0	0	0	0
Lieutenant	0	0	0	0	0	0	0	0
Sergeant	0	0	0	0	0	0	0	0
Sergeant	0	0	0	0	0	0	0	0
Baliff	0	0	0	0	0	0	0	0
DEPUTY	0	0	0	0	0	0	0	0
DEPUTY	0	0	0	0	0	0	0	0
Investigator	0	0	0	0	0	0	0	0
Investigator	0	0	0	0	0	0	0	0
MECHANIC	0	0	0	0	0	0	0	0
DISPATCHER	0	0	0	0	0	0	0	0
DISPATCHER	0	0	0	0	0	0	0	0
	<u>0</u>	<u>0</u>	<u>0</u>	<u>0</u>	<u>0</u>	<u>0</u>	<u>0</u>	<u>0</u>
		83						



MAVERICK COUNTY, TEXAS  
 PROPOSED LONGVITY  
 2016 - 2017 PROPOSED BUDGET (UNAUDITED)

DEPARTMENT	ACTUAL SALARIES 15-16	APPROVED SALARIES 16-17	FICA 7.65%	RETIREMENT 8.93%	WC	TEC 2.90%	PLUS FRINGE BENEFITS	TOTAL PERSONNEL COSTS
<u>561: JAIL</u>								
ADMINISTRATIVE ASSISTANT	0	0	0	0	0	0	0	0
RECORDS MANAGER	0	0	0	0	0	0	0	0
Records Manager Assistant 25813 NEED AMENDMENT	0	0	0	0	0	0	0	0
Clerk	0	0	0	0	0	0	0	0
Jail Sergeant	0	0	0	0	0	0	0	0
Transport Officer	0	0	0	0	0	0	0	0
Transport Officer	0	0	0	0	0	0	0	0
NURSE	0	0	0	0	0	0	0	0
	<u>0</u>	<u>0</u>	<u>0</u>	<u>0</u>	<u>0</u>	<u>0</u>	<u>0</u>	<u>0</u>




MAVERICK COUNTY, TEXAS  
 PROPOSED LONGIVITY  
 2016 - 2017 PROPOSED BUDGET (UNAUDITED)

DEPARTMENT	ACTUAL SALARIES 15-16	APPROVED SALARIES 16-17	FICA 7.65%	RETIREMENT 8.93%	WC	TEC 2.90%	PLUS FRINGE BENEFITS	TOTAL PERSONNEL COSTS
<b>647: PCT 1 ADMIN OFFICE VFW</b>								
SECURITY	0	0	0	0	0	0	0	0
	0	0	0	0	0	0	0	0
<b>690: LAKE</b>								
PART TIME	0	0	0	0	0	0	0	0
PART TIME	0	0	0	0	0	0	0	0
	0	0	0	0	0	0	0	0
<b>649 : PCT 2 ADMIN OFFICE</b>								
SECRETARY	0	0	0	0	0	0	0	0
	0	0	0	0	0	0	0	0
<b>663: COMMUNITY CENTERS</b>								
SECO MINES COMM. DIRECTOR	0	0	0	0	0	0	0	0
SECRETARY	0	0	0	0	0	0	0	0
	0	0	0	0	0	0	0	0
<b>520: FOOD PANTRY</b>								
Director	0	0	0	0	0	0	0	0
	0	0	0	0	0	0	0	0
Assistant 2	0	0	0	0	0	0	0	0
	0	0	0	0	0	0	0	0
<b>661: COMMUNITY CENTERS</b>								
PRINCT.1 COMMUNITY CENTER	0	0	0	0	0	0	0	0
	0	0	0	0	0	0	0	0
<b>668: BOULDER RICH PCT 4</b>								
ASSISTANT - SECRETARY	0	0	0	0	0	0	0	0
	0	0	0	0	0	0	0	0
	0	0	0	0	0	0	0	0
<b>HIDTA - CITY OF EP</b>								
ASSISTANT	0	0	0	0	0	0	0	0
OVERTIME	0	0	0	0	0	0	0	0
	0	0	0	0	0	0	0	0
<b>665: AGRICULTURE</b>								
EXTENSION AGENT	0	0	0	0	0	0	0	0
SECRETARY	0	0	0	0	0	0	0	0
	0	0	0	0	0	0	0	0
<b>589: CEMETARY</b>								
CEMETARY MAINTENANCE LABORER	0	0	0	0	0	0	0	0
CEMETARY MAINTENANCE LABORER	0	0	0	0	0	0	0	0
CEMETARY MAINTENANCE LABORER	0	0	0	0	0	0	0	0
	0	0	0	0	0	0	0	0
<b>TOTAL GENERAL FUND</b>	0	0	0	0	0	0	0	0

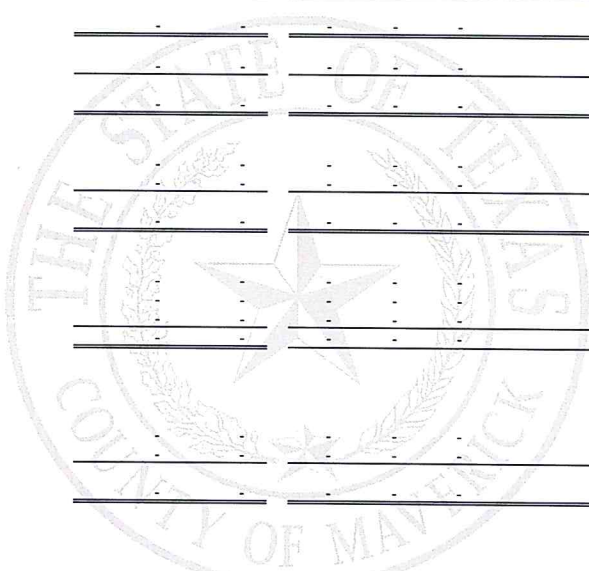
MAVERICK COUNTY, TEXAS  
 PROPOSED LONGIVITY  
 2016 - 2017 PROPOSED BUDGET (UNAUDITED)

DEPARTMENT	ACTUAL SALARIES 15-16	APPROVED SALARIES 16-17	FICA 7.65%	RETIREMENT 8.93%	WC 7.88%	TEC 2.90%	PLUS FRINGE BENEFITS	TOTAL PERSONNEL COSTS
<b><u>ROAD AND BRIDGE</u></b>								
SUPERINTENDENT	0	0	0	0	0	0	0	0
GENERAL R&B SUPERVISOR	0	0	0	0	0	0	0	0
MECHANIC SHOP SUPERVISOR	0	0	0	0	0	0	0	0
CDL DRIVER	0	0	0	0	0	0	0	0
CDL DRIVER	0	0	0	0	0	0	0	0
CDL DRIVER	0	0	0	0	0	0	0	0
CONCRETE AND SKILLED LABORER	0	0	0	0	0	0	0	0
HEAVY EQUIPMENT OPERATOR	0	0	0	0	0	0	0	0
HEAVY EQUIPMENT OPERATOR	0	0	0	0	0	0	0	0
LABORER	0	0	0	0	0	0	0	0
MECHANIC	0	0	0	0	0	0	0	0
PARKS AND RECREATION LABORER	0	0	0	0	0	0	0	0
	<u>0</u>	<u>0</u>	<u>0</u>	<u>0</u>	<u>0</u>	<u>0</u>	<u>0</u>	<u>0</u>



MAVERICK COUNTY, TEXAS  
 PROPOSED LONGVITY  
 2016 - 2017 PROPOSED BUDGET (UNAUDITED)

DEPARTMENT	ACTUAL SALARIES 15-16	APPROVED SALARIES 16-17	FICA 7.65%	RETIREMENT 8.93%	WC	TEC 2.90%	PLUS FRINGE BENEFITS	TOTAL PERSONNEL COSTS
<b><u>696: NUTRITION</u></b>								
DEPARTMENT HEAD	-	-	-	-	-	-	-	-
CLERICAL	-	-	-	-	-	-	-	-
DRIVER / MAINTENANCE	-	-	-	-	-	-	-	-
DRIVER / MAINTENANCE	-	-	-	-	-	-	-	-
HEAD COOK	-	-	-	-	-	-	-	-
COOKAID / DRIVER	-	-	-	-	-	-	-	-
COOKAID / DRIVER	-	-	-	-	-	-	-	-
COOKAID / DRIVER	-	-	-	-	-	-	-	-
	-	-	-	-	-	-	-	-
	-	-	-	-	-	-	-	-
<b><u>820: CO. PLANNER</u></b>								
DEPARTMENT HEAD	-	-	-	-	-	-	-	-
	-	-	-	-	-	-	-	-
	-	-	-	-	-	-	-	-
<b><u>200: AIRPORT</u></b>								
ATTENDANTS	-	-	-	-	-	-	-	-
CUSTODIAN	-	-	-	-	-	-	-	-
	-	-	-	-	-	-	-	-
	-	-	-	-	-	-	-	-
<b><u>180: UTILITY-WATER PLANT</u></b>								
ASSISTANT SUPERVISOR	-	-	-	-	-	-	-	-
ASSISTANT SUPERVISOR	-	-	-	-	-	-	-	-
DEPT HEAD	-	-	-	-	-	-	-	-
	-	-	-	-	-	-	-	-
	-	-	-	-	-	-	-	-
<b><u>269: RECORDS MANAGEMENT</u></b>								
SUPERVISORS	-	-	-	-	-	-	-	-
SUPERVISORS	-	-	-	-	-	-	-	-
	-	-	-	-	-	-	-	-
	-	-	-	-	-	-	-	-



# MAVERICK COUNTY TREASURER'S

JUNE

2016

## GENERAL FUND (UNRESTRICTED FUNDS)

Name	BALANCE MAY.16	RECEIPTS	INTERES EARNED	TOTAL	DISB	ANALYSIS CHARGE	BALANCE JUN.16
1 CO. TREAS. GERNERAL FUND	\$ 377,579.39	\$ 1,032,153.95	\$ -	\$ 1,409,733.34	\$ 1,093,148.72	\$ -	\$ 316,584.62
36 CO TREAS. ROAD & BRIDGE FUND	\$ 1,348,328.06	\$ 1,350,347.78	\$ -	\$ 2,698,675.84	\$ 238,664.89	\$ -	\$ 2,444,697.95
<b>TOTAL GENERAL FUND</b>	<b>\$ 1,725,907.45</b>	<b>\$ 1,167,188.73</b>	<b>\$ -</b>	<b>\$ 2,893,096.18</b>	<b>\$ 1,331,813.61</b>	<b>\$ -</b>	<b>\$ 1,561,282.57</b>

## INTEREST / SINKING & OTHER SPECIAL FUNDS (RESTRICTED ACCOUNTS)

Name	BALANCE MAY.16	RECEIPTS	INTERES EARNED	TOTAL	DISB	ANALYSIS CHARGE	BALANCE JUN.16
26 CO. TREAS. PAYROLL FUND	\$ 274,256.38	\$ 1,520,858.12	\$ -	\$ 1,795,114.50	\$ 1,387,369.74	\$ -	\$ 407,744.76
50 C/T PAYROLL FRINGE BENEFITS MMK	\$ 283,578.20	\$ 327,649.77	\$ -	\$ 611,227.97	\$ 283,292.76	\$ -	\$ 327,935.21
50 C/T MOTOR VEHICLE REGISTRATION MMK	\$ 2,923.90	\$ 0.48	\$ -	\$ 2,924.38	\$ -	\$ -	\$ 2,924.38
51 C/T CASH BOND MONEY MARKET	\$ 54,676.36	\$ 8.96	\$ -	\$ 54,685.32	\$ -	\$ -	\$ 54,685.32
49 C/T EMPLOYEE X-MAS SAVINGS MMK	\$ 109,794.89	\$ 18,140.67	\$ -	\$ 127,935.56	\$ -	\$ -	\$ 127,935.56
5 C/T CONTRACTUAL OBLIGATION SERIES '94 1&S	\$ 2,075,038.03	\$ 127,060.54	\$ -	\$ 2,202,098.57	\$ 817,200.00	\$ -	\$ 1,384,898.57
18 C/T COURTS ADM OFFICE FEES (J.P. FEES.)	\$ 383,349.61	\$ 55,169.57	\$ -	\$ 438,519.18	\$ 246,504.30	\$ -	\$ 192,014.88
20 C/T LANDFILL & CRIMINAL DET. CENTER	\$ 17,040.41	\$ 178,037.71	\$ -	\$ 195,078.12	\$ 184,054.53	\$ -	\$ 11,023.59
22 MAVERICK COUNTY LBSP 14	\$ -	\$ -	\$ -	\$ -	\$ -	\$ -	\$ -
3 C/T APPELLATE JUDICIAL SYSTEM	\$ 143.74	\$ -	\$ 0.02	\$ 143.76	\$ -	\$ -	\$ 143.76
3 C/T AIRPORT FUND	\$ 40,243.28	\$ 6,279.58	\$ -	\$ 46,522.86	\$ 6,431.34	\$ -	\$ 40,091.52
34 C/T RECORDS MANAGEMENT FUND	\$ 89,588.24	\$ 19,598.31	\$ -	\$ 109,186.55	\$ 10,707.06	\$ -	\$ 98,479.49
45 C/T TECHNOLOGY FUND	\$ 42,488.29	\$ 1,746.12	\$ -	\$ 44,234.41	\$ 1,652.38	\$ -	\$ 42,582.03
21 C/T MAV. CO. LAW LIBRARY ACCT.	\$ 28,015.42	\$ 10,264.67	\$ -	\$ 38,100.09	\$ -	\$ -	\$ 38,100.09
48 C/T MAV. CO. UTILITY FUND	\$ 84,666.76	\$ 65,564.44	\$ -	\$ 150,231.20	\$ 36,155.27	\$ -	\$ 114,075.93
43 C/T TAX NOTES SERIES 2011 - A	\$ 144,932.38	\$ -	\$ -	\$ 144,932.38	\$ -	\$ 5.00	\$ 144,903.98
43 C/T TAX NOTES SERIES 2011 - B	\$ 97,052.25	\$ -	\$ -	\$ 97,052.25	\$ -	\$ 5.00	\$ 97,047.25
44 C/T TAX NOTES SERIES 2012	\$ 126,959.23	\$ -	\$ -	\$ 126,959.23	\$ -	\$ -	\$ 126,959.23
40A C/T OPERATION STONE GARDEN 2013	\$ 421.53	\$ -	\$ -	\$ 421.53	\$ -	\$ -	\$ 421.53
6 C/T COURTHOUSE SECURITY FUND	\$ 101,344.55	\$ 19,848.50	\$ -	\$ 121,193.05	\$ -	\$ -	\$ 121,193.05
17 C/T MAVERICK COUNTY AETNA HEALTH ACCT	\$ 55,749.96	\$ 142,182.37	\$ -	\$ 197,932.33	\$ 191,905.88	\$ -	\$ 6,026.45
35 C/T MAVERICK RESTITUTION CORRUPTION CASES	\$ 729.41	\$ -	\$ -	\$ 729.41	\$ -	\$ -	\$ 729.41
33 MAVERICK COUNTY TAX NOTES 2015	\$ 297,122.94	\$ -	\$ -	\$ 297,122.94	\$ -	\$ 5.00	\$ 297,117.94
23 MAV COUNTY MULTI-JURISDICTION	\$ (1.20)	\$ 1.20	\$ -	\$ 0.00	\$ 0.20	\$ -	\$ (0.20)
27 C/T PLANNING GRANT CERT7 FM 1021	\$ 194,504.28	\$ 38,135.16	\$ -	\$ 232,639.44	\$ -	\$ -	\$ 232,639.44
<b>TOTAL GENERAL FUND</b>	<b>\$ 4,604,595.44</b>	<b>\$ 2,531,166.17</b>	<b>\$ 0.02</b>	<b>\$ 7,135,761.63</b>	<b>\$ 3,165,273.46</b>	<b>\$ 15.00</b>	<b>\$ 3,970,473.17</b>

TOTAL INT. SAV. OTHER SPEC FUNDS & GENERAL FUND

\$ 6,330,502.89	\$ 3,698,354.90	\$ 0.02	\$ 10,028,857.81	\$ 4,497,087.07	\$ 15.00	\$ 5,531,755.74
-----------------	-----------------	---------	------------------	-----------------	----------	-----------------

**NEW ACCTS**

Name	BALANCE MAY.16	RECEIPTS	INTERES EARNED	TOTAL	DISB	ANALYSIS CHARGE	BALANCE JUN.16
23 MAVERICK COUNTY DEFICIT RED	\$ 715,631.23	\$ 66,523.12	\$ -	\$ 782,154.35	\$ 479,295.88	\$ -	\$ 302,858.47
24 MAVERICK COUNTY JUDGE	\$ -	\$ -	\$ -	\$ -	\$ -	\$ -	\$ -
<b>TOTAL</b>	<b>\$ 715,631.23</b>	<b>\$ 66,523.12</b>	<b>\$ -</b>	<b>\$ 782,154.35</b>	<b>\$ 479,295.88</b>	<b>\$ -</b>	<b>\$ 302,858.47</b>

**GRANTS FUNDS ( RESTRICTED ACCOUNTS TO BE USED FOR GRANT PURPOSE PER THE GRANT AGREEMENT)**

Name	BALANCE MAY.16	RECEIPTS	INTERES EARNED	TOTAL	DISB	ANALYSIS CHARGE	BALANCE JUN.16
15 C/T MAV. CO. ELDERLY NUTRITION PROGRAM	\$ 52,175.53	\$ 43,604.13	\$ -	\$ 95,779.66	\$ 44,694.55	\$ -	\$ 51,085.11
15 C/T MAV. CO. HEALTH DEPT.	\$ 15,110.69	\$ 5,410.92	\$ -	\$ 20,521.61	\$ 5,410.90	\$ -	\$ 15,110.71
3A C/T SHERRIFFS DEPT. OPERATION BORDER STAR	\$ 807.04	\$ -	\$ -	\$ 807.04	\$ -	\$ 5.00	\$ 802.04
22 C/T MAV. CO. LBSP 2012	\$ 2,315.83	\$ -	\$ -	\$ 2,315.83	\$ -	\$ -	\$ 2,315.83
4 C/T BORDER STAR JAG	\$ 19,025.68	\$ -	\$ -	\$ 19,025.68	\$ -	\$ 5.00	\$ 19,020.68
40 C/T OPERATION STONE GARDEN 2011	\$ 40,836.13	\$ 28,836.49	\$ -	\$ 69,672.62	\$ -	\$ -	\$ 69,672.62
38 C/T SHERRIFFS DEPT CHESAPEAKE OPERATING, INC.	\$ 21,606.97	\$ 9,600.00	\$ -	\$ 31,206.97	\$ -	\$ -	\$ 31,206.97
45 MAVERICK COUNTY TABACCO GRANT	\$ 0.01	\$ -	\$ -	\$ 0.01	\$ -	\$ -	\$ 0.01
2 C/T ALCOHOL AND DRUG ABUSE GRANT	\$ 852.23	\$ -	\$ -	\$ 852.23	\$ -	\$ 5.00	\$ 847.23
MAVERICK COUNTY SHERRIFF CONFISCATED FUND	\$ -	\$ 35.53	\$ -	\$ 35.53	\$ -	\$ 161.61	\$ (126.08)
<b>TOTAL</b>	<b>\$ 152,730.11</b>	<b>\$ 87,487.07</b>	<b>\$ -</b>	<b>\$ 240,217.18</b>	<b>\$ 50,105.45</b>	<b>\$ 176.61</b>	<b>\$ 189,935.12</b>

**MAVERICK COUNTY PASS THROUGH**

Name	BALANCE MAY.16	RECEIPTS	INTERES EARNED	TOTAL	DISB	ANALYSIS CHARGE	BALANCE JUN.16
16 MAVERICK COUNTY HOPE - K THC PASS THROUGH	\$ 5,118.54	\$ -	\$ -	\$ 5,118.54	\$ -	\$ 5.00	\$ 5,113.54
<b>TOTAL</b>	<b>\$ 5,118.54</b>	<b>\$ -</b>	<b>\$ -</b>	<b>\$ 5,118.54</b>	<b>\$ -</b>	<b>\$ 5.00</b>	<b>\$ 5,113.54</b>

**NEW ACCTS 2016**

Name	BALANCE MAY.16	RECEIPTS	INTERES EARNED	TOTAL	DISB	ANALYSIS CHARGE	BALANCE JUN.16
40 COUNTY COURT RECORDS PRESERVATION FUND	\$ 3,970.01	\$ 2,970.00	\$ -	\$ 6,940.01	\$ -	\$ -	\$ 6,940.01
41 CHILD ABUSE PRESERVATION FUND	\$ 0.01	\$ -	\$ -	\$ 0.01	\$ -	\$ -	\$ 0.01
42 JUVENILE DELINQUENCY PRESERVATION FUND	\$ 3.26	\$ 3.50	\$ -	\$ 6.76	\$ -	\$ -	\$ 6.76
43 COUNTY FAMILY PROTECTION ACCT.	\$ 840.00	\$ 285.00	\$ -	\$ 1,125.00	\$ -	\$ -	\$ 1,125.00
44 JUDICIAL EFFICIENCY OF COURTS/WTIME PAYMENT	\$ 30.16	\$ 17.50	\$ -	\$ 47.66	\$ -	\$ -	\$ 47.66
45 COUNTY CLERK REC. MGMT & PRESERVATION	\$ 77.51	\$ 72.50	\$ -	\$ 150.01	\$ -	\$ -	\$ 150.01
46 CONT. ED. OF JUDGE & STAFF OF PROBATE	\$ 110.01	\$ 30.00	\$ -	\$ 140.01	\$ -	\$ -	\$ 140.01
47 FAMILY PROTECTION FEE	\$ -	\$ -	\$ -	\$ -	\$ -	\$ -	\$ -
48 COURT INITIATED GUARDIANSHIP FUND	\$ 140.01	\$ 40.00	\$ -	\$ 180.01	\$ -	\$ -	\$ 180.01
49 VITAL STATISTICS FUND	\$ -	\$ -	\$ -	\$ -	\$ -	\$ -	\$ -
50 E FILE RECOVERY DIST CLERK FUND	\$ 2,294.00	\$ 3,952.00	\$ -	\$ 6,246.00	\$ 200.00	\$ -	\$ 6,046.00
51 DIST. REC., MGMT. & PRESERVATION FUND	\$ 2,025.00	\$ 1,590.00	\$ -	\$ 3,615.00	\$ -	\$ -	\$ 3,615.00
52 COUNTY & DISTRICT TECH. FUND	\$ 148.01	\$ 126.00	\$ -	\$ 274.01	\$ -	\$ -	\$ 274.01
53 COURT COST FEES FUND # 103	\$ 55,980.19	\$ 64,031.21	\$ -	\$ 120,011.40	\$ 200.00	\$ -	\$ 119,811.40
<b>TOTAL</b>	<b>\$ 65,618.17</b>	<b>\$ 73,117.71</b>	<b>\$ -</b>	<b>\$ 138,735.88</b>	<b>\$ 400.00</b>	<b>\$ -</b>	<b>\$ 138,335.88</b>

**MAVERICK COUNTY DETENTION CENTER**

Name	BALANCE MAY.16	RECEIPTS	INTERES EARNED	TOTAL	DISB	ANALYSIS CHARGE	BALANCE JUN.16
8 MAVERICK COUNTY DETENTION CENTER	\$ 212,787.32	\$ -	\$ -	\$ 212,787.32	\$ -	\$ -	\$ 212,782.32
<b>TOTAL</b>	<b>\$ 212,787.32</b>	<b>\$ -</b>	<b>\$ -</b>	<b>\$ 212,787.32</b>	<b>\$ -</b>	<b>\$ 5.00</b>	<b>\$ 212,782.32</b>

**SPECIAL DEPARTMENTS FUNDS:** (RESTRICTED ACCOUNTS: THE COUNTY HAS NO CONTROL OVER THESE ACCOUNTS B STAT LAW THEY ARE MAINTAINED BY THE COUNTY TRASURER)

**DISTRICT ATTORNEY ROBERTO SERRA**

Name	BALANCE MAY.16	RECEIPTS	INTERES EARNED	TOTAL	DISB	ANALYSIS CHARGE	BALANCE JUN.16
9 DISTRICT ATTORNEY GENERAL FUND	\$ 87,090.51	\$ 70,604.91	\$ -	\$ 157,695.42	\$ 58,648.75	\$ -	\$ 99,046.67
9 DISTRICT ATTORNEY TRUSTEE ACCT.	\$ 43,504.60	\$ 10.00	\$ -	\$ 43,514.60	\$ -	\$ 5.00	\$ 43,509.60
10 DISTRICT ATTORNEY SEIZED FUND	\$ 10,087.99	\$ -	\$ 3.61	\$ 10,091.60	\$ -	\$ -	\$ 10,091.60
10 DISTRICT ATTORNEY FORTIFURE ACCOUNT	\$ 78,119.25	\$ -	\$ -	\$ 78,119.25	\$ 11,184.79	\$ -	\$ 66,934.46
7 D.A BORDER PROSECUTION GRANT # 2283-701	\$ 34,807.39	\$ 10,000.00	\$ -	\$ 44,807.39	\$ 20,884.18	\$ -	\$ 23,923.21
<b>TOTAL</b>	<b>\$ 253,609.74</b>	<b>\$ 80,614.91</b>	<b>\$ 3.61</b>	<b>\$ 334,228.26</b>	<b>\$ 90,717.72</b>	<b>\$ 5.00</b>	<b>\$ 243,505.54</b>

**ACCT: (RESTRICTED ACCOUNTS; THE COUNTY HAS NO CONTROL OVWER THESE ACCOUNTS BY STATE LAW THEY ARE MAINTAINED BY THE COUNTY I**

Name	BALANCE MAY.16	RECEIPTS	INTERES EARNED	TOTAL	DISB	ANALYSIS CHARGE	BALANCE JUN.16
30 293 JUDICIAL DISTRICT ADULT PROBATION DEPT.	\$ 352,999.24	\$ 100,488.19	\$ -	\$ 453,487.43	\$ 53,184.58	\$ -	\$ 400,302.85
13 ADULT PROBATION DEPT. " FEE ACCOUNT "	\$ 135,257.99	\$ 41,070.00	\$ -	\$ 176,327.99	\$ 76,345.52	\$ -	\$ 99,982.47
32 JUVENILE PROBATION DEPT.	\$ 218,344.92	\$ 115,419.70	\$ -	\$ 333,764.62	\$ 77,370.95	\$ -	\$ 256,393.67
13 JUVENILE PROBATION DEPT. " FEE ACCOUNT "	\$ 4,447.74	\$ 567.50	\$ -	\$ 5,015.24	\$ -	\$ -	\$ 5,015.24
12 C/T FEDERAL FOSTER CARE REIMB. PROG.	\$ 0.43	\$ -	\$ -	\$ 0.43	\$ -	\$ -	\$ 0.43
31 ADULT PROBATION - ALLOCATION EXPENSE	\$ 29,881.55	\$ 5,000.00	\$ -	\$ 34,881.55	\$ -	\$ -	\$ 34,881.55
<b>TOTAL</b>	<b>\$ 740,931.87</b>	<b>\$ 262,545.39</b>	<b>\$ -</b>	<b>\$ 1,003,477.26</b>	<b>\$ 205,901.05</b>	<b>\$ -</b>	<b>\$ 796,576.21</b>

**SOLID WASTE ( RESTRICTED ACCOUNT UNDER THE CONTROL OF THE SOLID WASTE AUTHORITY BOARD)**

Name	BALANCE MAY.16	RECEIPTS	INTERES EARNED	TOTAL	DISB	ANALYSIS CHARGE	BALANCE JUN.16
39 C/T MAY. CO. SOLID WASTE AUTHORITY	\$ 423,785.12	\$ 178,029.61	\$ -	\$ 601,814.73	\$ 131,497.87	\$ -	\$ 470,316.86
<b>TOTAL</b>	<b>\$ 423,785.12</b>	<b>\$ 178,029.61</b>	<b>\$ -</b>	<b>\$ 601,814.73</b>	<b>\$ 131,497.87</b>	<b>\$ -</b>	<b>\$ 470,316.86</b>
<b>TOTAL</b>	<b>\$ 8,835,096.82</b>	<b>\$ 4,373,555.00</b>	<b>\$ 3.63</b>	<b>\$ 13,208,655.45</b>	<b>\$ 5,455,605.04</b>	<b>\$ 206.61</b>	<b>\$ 7,752,843.80</b>

**SUMMARY**

UNDER COUNTY CONTROL - GENERAL UNRESTRICTED	\$ 1,561,282.57
UNDER COUNTY CONTROL - I & S OTHER RESTRICTED	\$ 3,970,473.17
UNDER GRANT CONTROL RESTRICTED	\$ 189,935.12
NOT UNDER COUNTY CONTROL	\$ 1,728,294.47
NEW ACCOUNTS	\$ 441,194.35
	\$ 7,891,179.68

Debt Service  
Payment Schedules  
for  
Maverick County, Texas



*Fiscal Year Ending  
September 30, 2017*

*Created on: May 20, 2016*

Prepared by:  
Victor Quiroga Jr.  
Duncan M. Morrow, CFA  
Frost Bank Capital Markets  
San Antonio, Texas  
(210) 220-5718  
victor.quiroga@frostbank.com  
duncan.morrow@frostbank.com

# *Table of Contents*

A. General Obligation Debt Service Summary

B. General Obligation Debt

1. Combined Payments by Fiscal Year End
2. Combined Payments by Date
3. Series 2004 Debt Schedule
4. Series 2013 Debt Schedule
5. Series 2015 Debt Schedule
6. Series 2016 Debt Schedule

BOND DEBT SERVICE BREAKDOWN

Maverick County  
 Combined General Obligation Debt Service Requirements  
 Series 2004, 2013, 2015 and 2016  
 DEBT SERVICE SUMMARY

Period Ending	Combination Limited Tax & Revenue Certificates of Obligation, Series 2004	Tax Notes, Series 2013	Tax Anticipation Notes, Series 2015	Limited Tax Refunding Bonds, Series 2016	Total
09/30/2016	66,875 ✓	82,400 ✓	817,200	548,759.17	1,515,234.17
09/30/2017	738,250	659,200		1,308,300.00	2,705,750.00
09/30/2018	736,500	618,000		1,308,300.00	2,662,800.00
09/30/2019	738,125	576,800		1,940,375.00	3,255,300.00
09/30/2020	738,000	535,600		1,942,775.00	3,216,375.00
09/30/2021				1,946,500.00	1,946,500.00
09/30/2022				1,946,375.00	1,946,375.00
09/30/2023				1,942,400.00	1,942,400.00
09/30/2024				1,939,400.00	1,939,400.00
09/30/2025				1,941,850.00	1,941,850.00
09/30/2026				1,939,400.00	1,939,400.00
09/30/2027				1,936,875.00	1,936,875.00
09/30/2028				1,938,750.00	1,938,750.00
09/30/2029				1,944,325.00	1,944,325.00
09/30/2030				1,938,425.00	1,938,425.00
09/30/2031				1,940,700.00	1,940,700.00
09/30/2032				1,940,450.00	1,940,450.00
09/30/2033				1,937,325.00	1,937,325.00
09/30/2034				1,940,625.00	1,940,625.00
	3,017,750	2,472,000	817,200	34,221,909.17	40,528,859.17

BOND DEBT SERVICE

Maverick County  
 Combined General Obligation Debt Service Requirements  
 Series 2004, 2013, 2015 and 2016  
 Combined Payments by Fiscal Year End

Period Ending	Principal	Interest	Debt Service
09/30/2016	800,000	715,234.17	1,515,234.17
09/30/2017	1,135,000	1,570,750.00	2,705,750.00
09/30/2018	1,165,000	1,497,800.00	2,662,800.00
09/30/2019	1,855,000	1,400,300.00	3,255,300.00
09/30/2020	1,940,000	1,276,375.00	3,216,375.00
09/30/2021	760,000	1,186,500.00	1,946,500.00
09/30/2022	815,000	1,131,375.00	1,946,375.00
09/30/2023	870,000	1,072,400.00	1,942,400.00
09/30/2024	930,000	1,009,400.00	1,939,400.00
09/30/2025	1,000,000	941,850.00	1,941,850.00
09/30/2026	1,070,000	869,400.00	1,939,400.00
09/30/2027	1,145,000	791,875.00	1,936,875.00
09/30/2028	1,230,000	708,750.00	1,938,750.00
09/30/2029	1,325,000	619,325.00	1,944,325.00
09/30/2030	1,415,000	523,425.00	1,938,425.00
09/30/2031	1,520,000	420,700.00	1,940,700.00
09/30/2032	1,630,000	310,450.00	1,940,450.00
09/30/2033	1,745,000	192,325.00	1,937,325.00
09/30/2034	1,875,000	65,625.00	1,940,625.00
	24,225,000	16,303,859.17	40,528,859.17

BOND DEBT SERVICE

Maverick County  
 Combined General Obligation Debt Service Requirements  
 Series 2004, 2013, 2015 and 2016  
 Combined Payments by Date

Period Ending	Principal	Interest	Debt Service	Annual Debt Service
07/15/2016	800,000	17,200.00	817,200.00	
09/01/2016		698,034.17	698,034.17	
09/30/2016				1,515,234.17
03/01/2017	1,135,000	803,425.00	1,938,425.00	
09/01/2017		767,325.00	767,325.00	
09/30/2017				2,705,750.00
03/01/2018	1,165,000	767,325.00	1,932,325.00	
09/01/2018		730,475.00	730,475.00	
09/30/2018				2,662,800.00
03/01/2019	1,855,000	730,475.00	2,585,475.00	
09/01/2019		669,825.00	669,825.00	
09/30/2019				3,255,300.00
03/01/2020	1,940,000	669,825.00	2,609,825.00	
09/01/2020		606,550.00	606,550.00	
09/30/2020				3,216,375.00
03/01/2021	760,000	606,550.00	1,366,550.00	
09/01/2021		579,950.00	579,950.00	
09/30/2021				1,946,500.00
03/01/2022	815,000	579,950.00	1,394,950.00	
09/01/2022		551,425.00	551,425.00	
09/30/2022				1,946,375.00
03/01/2023	870,000	551,425.00	1,421,425.00	
09/01/2023		520,975.00	520,975.00	
09/30/2023				1,942,400.00
03/01/2024	930,000	520,975.00	1,450,975.00	
09/01/2024		488,425.00	488,425.00	
09/30/2024				1,939,400.00
03/01/2025	1,000,000	488,425.00	1,488,425.00	
09/01/2025		453,425.00	453,425.00	
09/30/2025				1,941,850.00
03/01/2026	1,070,000	453,425.00	1,523,425.00	
09/01/2026		415,975.00	415,975.00	
09/30/2026				1,939,400.00
03/01/2027	1,145,000	415,975.00	1,560,975.00	
09/01/2027		375,900.00	375,900.00	
09/30/2027				1,936,875.00
03/01/2028	1,230,000	375,900.00	1,605,900.00	
09/01/2028		332,850.00	332,850.00	
09/30/2028				1,938,750.00
03/01/2029	1,325,000	332,850.00	1,657,850.00	
09/01/2029		286,475.00	286,475.00	
09/30/2029				1,944,325.00
03/01/2030	1,415,000	286,475.00	1,701,475.00	
09/01/2030		236,950.00	236,950.00	
09/30/2030				1,938,425.00
03/01/2031	1,520,000	236,950.00	1,756,950.00	
09/01/2031		183,750.00	183,750.00	
09/30/2031				1,940,700.00
03/01/2032	1,630,000	183,750.00	1,813,750.00	
09/01/2032		126,700.00	126,700.00	
09/30/2032				1,940,450.00
03/01/2033	1,745,000	126,700.00	1,871,700.00	

BOND DEBT SERVICE

Maverick County  
 Combined General Obligation Debt Service Requirements  
 Series 2004, 2013, 2015 and 2016  
 Combined Payments by Date

Period Ending	Principal	Interest	Debt Service	Annual Debt Service
09/01/2033		65,625.00	65,625.00	
09/30/2033				1,937,325.00
03/01/2034	1,875,000	65,625.00	1,940,625.00	
09/30/2034				1,940,625.00
	24,225,000	16,303,859.17	40,528,859.17	40,528,859.17

BOND DEBT SERVICE

Maverick County  
 Combination Limited Tax & Revenue Certificates of Obligation, Series 2004  
 Callable beginning 3/1/2014 at Par

Period Ending	Principal	Coupon	Interest	Debt Service	Annual Debt Service
09/01/2016			66,875	66,875	
09/30/2016					66,875
03/01/2017	620,000	5.000%	66,875	686,875	
09/01/2017			51,375	51,375	
09/30/2017					738,250
03/01/2018	650,000	5.000%	51,375	701,375	
09/01/2018			35,125	35,125	
09/30/2018					736,500
03/01/2019	685,000	5.000%	35,125	720,125	
09/01/2019			18,000	18,000	
09/30/2019					738,125
03/01/2020	720,000	5.000%	18,000	738,000	
09/30/2020					738,000
	2,675,000		342,750	3,017,750	3,017,750

BOND DEBT SERVICE

Maverick County  
 Tax Notes, Series 2013  
 Callable 3/1/2018 at 102%, 3/1/2019 at 101% and 3/1/2020 at Par

Period Ending	Principal	Coupon	Interest	Debt Service	Annual Debt Service
09/01/2016			82,400	82,400	
09/30/2016					82,400
03/01/2017	515,000	8.000%	82,400	597,400	
09/01/2017			61,800	61,800	
09/30/2017					659,200
03/01/2018	515,000	8.000%	61,800	576,800	
09/01/2018			41,200	41,200	
09/30/2018					618,000
03/01/2019	515,000	8.000%	41,200	556,200	
09/01/2019			20,600	20,600	
09/30/2019					576,800
03/01/2020	515,000	8.000%	20,600	535,600	
09/30/2020					535,600
	2,060,000		412,000	2,472,000	2,472,000

BOND DEBT SERVICE

Maverick County  
 Tax Anticipation Notes, Series 2015  
 Callable any date at Par

Period Ending	Principal	Coupon	Interest	Debt Service	Annual Debt Service
07/15/2016 09/30/2016	800,000	4.300%	17,200	817,200	
					817,200
	800,000		17,200	817,200	817,200

BOND DEBT SERVICE

Maverick County  
 Limited Tax Refunding Bonds, Series 2016  
 Callable 3/1/2023 at Par

Period Ending	Principal	Coupon	Interest	Debt Service	Annual Debt Service
09/01/2016					
09/30/2016			548,759.17	548,759.17	
03/01/2017					548,759.17
09/01/2017			654,150.00	654,150.00	
09/30/2017			654,150.00	654,150.00	
03/01/2018					1,308,300.00
09/01/2018			654,150.00	654,150.00	
09/30/2018			654,150.00	654,150.00	
03/01/2019	655,000	7.000%			1,308,300.00
09/01/2019			654,150.00	1,309,150.00	
09/30/2019			631,225.00	631,225.00	
03/01/2020	705,000	7.000%			1,940,375.00
09/01/2020			631,225.00	1,336,225.00	
09/30/2020			606,550.00	606,550.00	
03/01/2021	760,000	7.000%			1,942,775.00
09/01/2021			606,550.00	1,366,550.00	
09/30/2021			579,950.00	579,950.00	
03/01/2022	815,000	7.000%			1,946,500.00
09/01/2022			579,950.00	1,394,950.00	
09/30/2022			551,425.00	551,425.00	
03/01/2023	870,000	7.000%			1,946,375.00
09/01/2023			551,425.00	1,421,425.00	
09/30/2023			520,975.00	520,975.00	
03/01/2024	930,000	7.000%			1,942,400.00
09/01/2024			520,975.00	1,450,975.00	
09/30/2024			488,425.00	488,425.00	
03/01/2025	1,000,000	7.000%			1,939,400.00
09/01/2025			488,425.00	1,488,425.00	
09/30/2025			453,425.00	453,425.00	
03/01/2026	1,070,000	7.000%			1,941,850.00
09/01/2026			453,425.00	1,523,425.00	
09/30/2026			415,975.00	415,975.00	
03/01/2027	1,145,000	7.000%			1,939,400.00
09/01/2027			415,975.00	1,560,975.00	
09/30/2027			375,900.00	375,900.00	
03/01/2028	1,230,000	7.000%			1,936,875.00
09/01/2028			375,900.00	1,605,900.00	
09/30/2028			332,850.00	332,850.00	
03/01/2029	1,325,000	7.000%			1,938,750.00
09/01/2029			332,850.00	1,657,850.00	
09/30/2029			286,475.00	286,475.00	
03/01/2030	1,415,000	7.000%			1,944,325.00
09/01/2030			286,475.00	1,701,475.00	
09/30/2030			236,950.00	236,950.00	
03/01/2031	1,520,000	7.000%			1,938,425.00
09/01/2031			236,950.00	1,756,950.00	
09/30/2031			183,750.00	183,750.00	
03/01/2032	1,630,000	7.000%			1,940,700.00
09/01/2032			183,750.00	1,813,750.00	
09/30/2032			126,700.00	126,700.00	
03/01/2033	1,745,000	7.000%			1,940,450.00
			126,700.00	1,871,700.00	

BOND DEBT SERVICE

Maverick County  
 Limited Tax Refunding Bonds, Series 2016  
 Callable 3/1/2023 at Par

Period Ending	Principal	Coupon	Interest	Debt Service	Annual Debt Service
09/01/2033			65,625.00	65,625.00	
09/30/2033					1,937,325.00
03/01/2034	1,875,000	7.000%	65,625.00	1,940,625.00	
09/30/2034					1,940,625.00
	18,690,000		15,531,909.17	34,221,909.17	34,221,909.17