


MAVERICK COUNTY, TEXAS

Fiscal Year 2018 Budget

This budget will raise less revenue from property taxes than last year's budget by an amount of \$ 738,067, which is a -5.80 % decrease from last year's budget. The property tax revenue to be raised from new property added to the tax roll this year is \$ 250,905.



Record Vote

Commissioner Pct. 1
Gerardo Morales For X Against

Commissioner Pct. 2
Rosy Cantu For X Against

Commissioner Pct. 3
Pedro Venegas For X Against

Commissioner Pct. 4
Roberto Ruiz For X Against

County Judge
David R. Saucedo For X Against

FILED AT 7:10 O'CLOCK P M

SEP 21 2017
SARA MONTAMAYOR
County Clerk Maverick County, Texas
By _____ Deputy

County Property tax Rates (Amounts per \$100 of value)

	FY2017 (preceding year)	FY2018 (adopted budget)	
Property Tax Rate	0.542309	0.512000	
Effective Tax Rate (Published)	0.542309	0.531400	
Effective Maintenance & Operations Tax Rate (Published)	0.453738	0.417600	
Rollback Tax Rate (Published)	0.586535	0.604300	
Debt Rate	0.088571	0.101700	Corrected

The total amount of County debt obligations as of the adoption of this budget was \$ 40,528,859.17
(Principal: 24,225,000 Interest: 16,303,859.17)

The total amount of County debt obligations for FY2018 as of the adoption of this budget was \$ 2,662,800.00
(Principal: 1,165,000.00 Interest: 1,497,800.00)

Adopted by the Commissioners Court on September 21, 2017.

**COUNTY OF MAVERICK
2017 - 2018 ADOPTED BUDGET (UNAUDITED)
TABLE OF CONTENTS**

	PAGE NUMBER		PAGE NUMBER
TABLE OF CONTENTS	1	F132: E-FILE - DISTRICT CLERK	71
PROPOSED TAX RATE	2	120:COUNTY RECORDS PRESERVATION	72
GENERAL FUND		122:CHILD ABUSE PREVENTION FUND	73
REVENUES	3	123:JUVENILE DELINQUENCY PREVENTION	74
SUMMARY	6	124:COUNTY FAMILY PROTECTION ACCT	75
FUND BALANCES	7	125:JUDICIAL EFFICIENCY OF COURTS	76
BUDGET SUMMARY	8	126:COUNTY CLERK RECORDS MANAGEMEN	77
COUNTY DEPARTMENTS		127:CONTINUING EDUCATION JUDGE & ST/	78
400:COUNTY JUDGE AND COMMISSIONERS COURT	9	128:FAMILY PROTECTION	79
401:IT-MEDIA TECH	10	130:COURT INITIATED GUARDIANSHIP	80
402:HUMAN RESOURCES	11	131:VITAL STATISTICS	81
403:COUNTY CLERK	12	F268: DISTRICT CLERK RECORDS MANAGE	82
405:VETERANS	13	F270: COUNTY AND DISTRICT CLERK TECH	83
406:293RD DISTRICT COURT	14	F172 COURT RECORDS ARCHIVE FEE - DIS	84
434:365 TH DISTRICT COURT	15	F173 COUNTY CLERK RECORDS ARCHIVE /	85
436:D.A.	16	272 CONSTRUCTION IN PROGRESS - WATE	86
437:JUVENILE / ADULT PROBATION	17	F164 ABANDONED VEHICLES	87
450:DISTRICT CLERK	18	PROPOSED SALARIES	88
455:JUSTICE OF THE PEACE PRCT. 1	19	LONGEVITY	97
457:JUSTICE OF THE PEACE PRCT. 2	20	MAVERICK COUNTY TREASURER'S	106
459:JUSTICE OF THE PEACE PRCT. 3-1	21	DEBT SCHEDULE	110
460:JUSTICE OF THE PEACE PRCT. 3-2	22		
461:JUSTICE OF THE PEACE PRCT. 4	23		
462:CONSTABLE- Prct 1	24		
463:CONSTABLE- Prct 2	25		
464:CONSTABLE- Prct 3-1	26		
465:CONSTABLE- Prct 3-2	27		
466:CONSTABLE- Prct 4	28		
475:COUNTY ATTORNEY	29		
495:COUNTY AUDITOR	30		
497:COUNTY TREASURER	31		
499:TAX ASSESSOR COLLECTOR	32		
501:INFORMATION DEPARTMENT	33		
505:VOTER ADMINISTRATION	34		
508:COLLECTION DEPARTMENT	35		
510:COURTHOUSE	36		
560:COUNTY SHERIFF	37		
561:COUNTY JAIL	38		
661:PCT 1 - ADMIN OFFICE @ LOPETEGUI PARK	39		
647:PCT 1 ADMIN OFFICE VFW	40		
520: FOOD PANTRY	41		
663:COMMUNITY CENTER PCT 3	42		
649: PCT 2 ADMIN OFFICE	43		
651:VECTOR CONTROL	44		
652:CODE ENFORCEMENT	45		
648:PARKS AND RECREATION	46		
668: Boulder Ridge Pct 4 Community Center	47		
665:AGRICULTURE	48		
589: CEMETARY	49		
820:PLANNER DEPARTMENT	50		
690:INTERGV. AGRE. CONTR. SERVICE	51		
691:EXP. CONTR. SERVICE	52		
700:MATCHING FUNDS	53		
621: HIDTA - CITY OF EP REIMBURSEMENT	54		
653: MavCo Body Worn Camera G#3193801	55		
SPECIAL COUNTY FUNDS			
112:ROAD AND BRIDGE	56		
110:NUTRITION	58		
240:HEALTH DEPARTMENT	59		
200:AIRPORT FUND	60		
180:UTILITY WATER PLANT FUND	61		
293:INTEREST AND SINKING	62		
271:COURTHOUSE SECURITY FUND	63		
269:RECORDS MANAGEMENT	64		
267:TECHNOLOGY FEES	65		
410: MAVERICK COUNTY DETENTION CENTER	66		
117:LAW LIBRARY	67		
411:TRUANCY FUND	68		
503:TOBACCO GRANT	69		
F449 TORDILLO TOWER	70		

COUNTY OF MAVERICK
 ANNUAL BUDGET
 TAX RATE
 2017 - 2018 ADOPTED BUDGET (UNAUDITED)

PRECEDING BUDGET FY 2017

	2016 TAXABLE VALUE \$	MAINTENANCE & OPERATION	INTEREST & SINKING	TOTAL TAX
2016 TAXABLE VALUE \$	2,344,620,906			
TAX BASE PER \$100 VALUATION		2,344,620,906	2,344,620,906	2,344,620,906
EFFECTIVE TAX RATE/ \$100		0.45374	0.088571	0.542309
PROPOSED TAX / \$100 VALUATION		0.45374	0.088571	0.542309
Adjusted after rescinded				
ESTIMATED REVENUES		10,638,436	2,076,654	12,715,090
COLLECTION RATE		95.00%	95.00%	95.00%
		10,106,513	1,972,821	12,079,336
ROLLBACK TAX RATE		Published not corrected rate		0.586535

BUDGET FOR FY 2018

	2017 TAXABLE VALUE \$	MAINTENANCE & OPERATION	INTEREST & SINKING	TOTAL TAX
2017 TAXABLE VALUE \$	2,339,262,265			
TAX BASE PER \$100 VALUATION		2,339,262,265	2,339,262,265	2,339,262,265
EFFECTIVE TAX RATE/ \$100 (Published)		0.41780	0.113800	0.531400
PROPOSED TAX / \$100 VALUATION		0.41030	0.101700	0.512000
ESTIMATED REVENUES		9,597,993	2,379,030	11,977,023
COLLECTION RATE		100.00%	100.00%	100.00%
		9,597,993	2,379,030	11,977,023
ROLLBACK TAX RATE		Based on Prior year published rate		0.6043

**COUNTY OF MAVERICK
ANNUAL BUDGET
REVENUES - GENERAL FUND
2017 - 2018 ADOPTED BUDGET (UNAUDITED)**

	15-16 ACTUAL	16-17 BUGETED	PRO-FORMA ENDING 9.30.17	ADOPTED 17-18	DECREASE/ INCREASE
AD VALOREM TAXES					
BUDGET AMENDMENT REVENUE	-	-	-	-	-
SURPLUS 2013	-	-	-	-	-
CURRENT TAXES ***	5,330,426	8,674,971	8,585,751	9,597,993	923,022
ISSUANCE OF BONDS	-	-	-	-	-
DELINQUENT M&O	262,410	250,000	265,000	322,000	72,000
CURRENT PENALTY AND INTEREST	70,250	100,000	82,000	98,812	(1,188)
DELINQUENT PENALTY AND INTEREST	107,621	-	123,000	146,581	146,581
CURRENT YR DISCOUNT	(93,840)	(80,000)	(149,100)	(174,604)	(94,604)
DELINQUENT DISCOUNT	-	-	-	-	-
COLLECTORS FEE	4,976	13,500	22,000	22,000	8,500
ADDTI TAXES ***	-	-	-	-	-
TOTAL AD VALOREM TAXES	5,681,842	8,958,471	8,928,651	10,012,782	1,054,311
OTHER TAXES, LICENSES & PERMITS					
SALES TAX 1/2 CENT	2,512,498	2,550,000	2,550,000	2,550,000	-
ALCOHOL BEVERAGES	-	3,000	-	-	(3,000)
BEER LICENCES	120	150	50	50	(100)
TAX CERTIFICATES	3,020	-	2,980	2,980	2,980
MARRIAGE LICENSES	(839)	15,000	16,000	16,000	1,000
MIXED BEVERAGE TAX	35,532	35,000	34,488	34,488	(512)
TOTAL OTHER TAXES & LICENSES	2,550,331	2,603,150	2,603,518	2,603,518	368
OTHER GOVERNMENTAL REVENUE					
BOAT REG. 10% COMMISSION	-	-	-	-	-
COMMISSIONS	733	-	680	700	700
OTHER	219,268	-	34,000	30,000	30,000
DONATIONS	-	200	-	-	(200)
RECREATION RENTALS	-	15,000	-	-	(15,000)
OTHER GOVERNMENTAL REVENUE	220,001	15,200	34,680	30,700	15,500
INTERGOVERNMENTAL REVENUES					
STATE JUDICIAL / CO. JUDGE	25,200	25,200	25,200	25,200	-
STATE JUDICIAL / CO. ATTORNEY	23,333	20,833	23,333	23,333	2,500
SURPLUS DOLLARS FY	-	-	-	-	-
VOTER REGISTRATION	-	112,190	90,180	-	(112,180)
INDIGENT DEF. FUND	31,864	30,000	32,751	30,000	-
MAVERICK COUNTY HOSPITAL DISTRICT	-	4,000	7,996	8,000	4,000
SW BORDER LCL. ASSISTANT	-	-	-	-	-
TOTAL INTER GOVERNMENTAL REVENUES	80,397	192,223	179,470	86,533	(105,690)

**COUNTY OF MAVERICK
ANNUAL BUDGET
REVENUES - GENERAL FUND
2017 - 2018 ADOPTED BUDGET (UNAUDITED)**

	15-16 ACTUAL	16-17 BUGETED	PRO-FORMA ENDING 9.30.17	ADOPTED 17-18	DECREASE/ INCREASE
MISCELLANEOUS REVENUES					
UTILITIES	-	-	-	-	-
PLATS	-	-	-	-	-
TOTAL MISCELLANEOUS REVENUES	-	-	-	-	-
FINES AND FORFEITURES					
STATE COLLECTORS FEES		29,000	29,000	29,000	-
TRAFFIC VIOLATIONS	4,149	-	-	-	-
DISTRICT COURT FINES	5,920	8,500	21,000	10,000	1,500
EXTRAD. FEES	-	-	-	-	-
COUNTY COURT FINES	13,005	11,000	37,000	37,000	26,000
DISTRICT CLERK FORFEITURES	-	-	-	-	-
BAIL BOND FORFEITURE	-	-	-	-	-
CHILD SUPPORT PROC. FEES	2,580	3,000	2,400	2,500	(500)
CONSTABLE FEES	1,600	-	8,000	8,000	8,000
J.P. PCT #1	28,128	24,000	42,000	42,000	18,000
J.P. PCT #2	104,585	96,000	130,000	130,000	34,000
J.P. PCT #3-1	35,476	33,000	41,000	41,000	8,000
J.P. PCT #3-2	16,134	15,000	17,000	17,000	2,000
J.P. PCT #4	76,040	64,000	94,000	94,000	30,000
JURY FUND	25,742	10,000	43,700	20,000	10,000
REIMB INDIGENT ATTY FEES	3,281	-	2,165	2,165	2,165
COUNTY ATTORNEY FEES	3,653	5,000	2,666	2,666	(2,334)
TRAIL FEES	-	-	-	-	-
DEFENSIVE DRIVING COURSE	-	-	-	-	-
COLLECTIONS DEPARTMENT	-	-	-	-	-
TOTAL FINES AND FORFEITURES	318,293	298,500	469,931	435,331	136,831
FEES OF OFFICE					
COUNTY SHERIFF	65,214	55,000	81,000	81,000	26,000
COUNTY CLERK FEES	338,664	300,000	303,000	303,000	3,000
DISTRICT CLERK	218,668	125,000	161,000	125,000	-
TOTAL FEES OF OFFICE	622,546	480,000	545,000	509,000	29,000

**COUNTY OF MAVERICK
ANNUAL BUDGET
REVENUES - GENERAL FUND
2017 - 2018 ADOPTED BUDGET (UNAUDITED)**

	15-16 ACTUAL	16-17 BUGETED	PRO-FORMA ENDING 9.30.17	ADOPTED 17-18	DECREASE/ INCREASE
REVENUES FROM USE OF ASSETS					
RENTS INS	64,910	50,000	50,000	50,000	-
INTEREST EARNED	1,187	950	116	100	(850)
ROYALTIES	20,782	19,000	21,000	20,000	1,000
PRISONER CARE	693,651	2,239,406	1,875,903	2,239,406	-
TOTAL REVENUES-USE OF ASSETS	780,530	2,309,356	1,947,019	2,309,506	150
MISCELLANEOUS REVENUES					
MAVERICK COUNTY HOSPITAL DISTRICT	-	-	-	-	-
REIMBURSEMENTS MCDC	-	-	-	-	-
REIMBURSEMENTS-MONITOR	-	-	-	-	-
RESTITUTIONS	7,775	-	3,508	3,508	3,508
EXCESS TAN ISSUANCE COST	3,557	-	-	-	-
PUBLIC FACILITY CORPORTATION	-	-	-	-	-
SCHOOL CROSSING	-	-	-	-	-
OTHER	121	-	-	-	-
VEHICLE SALES	-	-	-	19,000	19,000
SCAAP REVENUE	-	-	5,503	-	-
INSURANCE PROCEEDS	33,730	-	17,867	-	-
USDA-WTR PLT EXPANSION-REIM	-	-	-	-	-
TRANSFER OUT-INTERFUND	-	-	-	-	-
TRANSFER IN	376,997	-	1	-	-
TRANS IN	471,086	-	83,328	-	-
TRANSFER IN-INTERFUND	-	-	-	-	-
TRANSFER IN - GRANT	-	-	-	-	-
I&S FUND 293 TRANSF IN	828,476	-	-	-	-
AETNA CLAIMS REIMB - LANDFILL	110,519	-	84,918	-	-
LANDFILL TRANS IN -CELL 2 DEBT SVC & 2009A SERIE:	2,025,371	1,866,414	1,866,414	2,015,724	149,310
RENTAL REVENUE - FAIRGROUNDS	500	-	1,300	-	-
TRANSFERS IN-SOLID WASTE ACCOUNTAN	62,415	69,935	69,935	70,550	615
HITDA - REIMBURSEMENT FROM CITY OF EAGLE PASE	44,177	52,958	28,000	28,000	(24,958)
ICE REIMBURSEMENT	-	5,000	-	-	(5,000)
Violence Against Women Grant Reimbursement	21,619	27,270	27,270	32,791	5,521
LBSP 2014 (REV 2015)	28,836	-	-	-	-
Border Star LBSP	-	-	-	7,630	7,630
G#3193801 MavCo. Body Worn Camera	-	13,231	13,231	-	(13,231)
G#3287101 Conversion to National Incident Based Reporting System	-	-	-	103,108	103,108
Bullet Proof Vest Grant	-	-	-	20,862	20,862
FY2017 OPSG - STONE GARDEN	-	-	-	175,000	175,000
OCDETF-Organized Crime Drug Enforcement Task Forc	-	-	-	18,000	18,000
CO CLERK WAREHOUSE FEE	-	975	-	-	(975)
Settlements	-	-	-	325,000	325,000
SURPLUS DOLLARS FY17 TREASURER'S ESTIMATE	-	-	-	2,573,983	2,573,983
Passport Revenue	-	-	-	-	-
CHAPTER 19	5,949	-	285	-	-
OVERAGE & SHORTAGE	10	-	16	-	-
TOTAL MISCELLANEOUS REVENUES	4,021,138	2,035,783	2,201,576	5,393,155	3,357,372
TOTAL REVENUES	14,275,077	16,892,683	16,909,845	21,380,525	4,487,843

*** Total Revenues of \$ 21,380,525 includes \$2,573,983 of Treasurer's Estimated Cash Surplus for FY2017***

(0)

COUNTY OF MAVERICK
2017 - 2018 ADOPTED BUDGET (UNAUDITED)
SUMMARY REVENUES / EXPENDITURES ALL FUNDS

FUND NAME	FUND #	TREASURER'S		EXPENDITURES	OVER / (SHORT)
		ESTIMATED CASH AS OF 10.01.2017	REVENUES		
GENERAL FUND	100	2,573,983	18,806,543	21,380,526	(0)
ROAD & BRIDGE	112	796,442	3,097,482	3,893,924	0
ELDERLY NUTRITION	110	0	607,658	607,658	0
HEALTH DEPT	240	0	0	0	0
AIRPORT	200	0	86,215	86,215	0
WATER PLANT	180	0	435,142	435,142	0
INTEREST & SINKING - DEBT SERVICE	293	475,616	2,379,030	2,662,800	191,846
COURTHOUSE SECURITY	271	150,223	60,000	210,223	0
RECORDS MANAGEMENT	269	114,005	74,000	188,005	0
TECHNOLOGY FEES	267	51,914	21,000	72,914	(0)
MCDC	410	0	0	0	0
LAW LIBRARY	117	70,776	12,500	83,276	(0)
TRUANCY FUND	411	0	0	0	0
TOBACCO GRANT	503	0	0	0	0
TORDILLO TOWER	449	31,167	9,600	40,767	(0)
E-FILE RECOVERY FEE DISTRICT CLERK \$2.00 FEE	132	17,112	7,378	24,490	0
120:COUNTY RECORDS PRESERVATION	120	16,639	9,000	25,639	0
122:CHILD ABUSE PREVENTION FUND	122	0	0	0	0
123:JUVENILE DELINQUENCY PREVENTION	123	14	0	14	0
124:COUNTY FAMILY PROTECTION ACCT	124	3,333	0	3,333	0
125:JUDICIAL EFFICIENCY OF COURTS	125	325	0	325	0
126:COUNTY CLERK RECORDS MANAGEMENT AND PRESERVATION FUND	126	522	200	722	0
127:CONTINUING EDUCATION JUDGE & STAFF	127	533	0	533	0
128:FAMILY PROTECTION	128	0	0	0	0
130:COURT INITIATED GUARDIANSHIP	130	980	0	980	0
131:VITAL STATISTICS	131	0	0	0	0
F268: DISTRICT CLERK RECORDS MANAGEMENT AND PRESERVATION FUN	268	8,699	4,700	13,399	0
F270: COUNTY AND DISTRICT CLERK TECHNOLOGY FUND	270	860	300	1,160	(0)
F172 COURT RECORDS ARCHIVE FEE - DISTRICT CLERK	172	0	0	0	0
F173 COUNTY CLERK RECORDS ARCHIVE ACCOUNT	173	0	0	0	0
272 CONSTRUCTION IN PROGRESS - WATER PLANT	272	0	0	0	0
F164 ABANDONED VEHICLES	164	0	0	0	0
					<u>191,846</u>

COUNTY OF MAVERICK
 2017 - 2018 ADOPTED BUDGET (UNAUDITED)
 SUMMARY REVENUES / EXPENDITURES ALL FUNDS

FUND NAME	FUND #	FUND BALANCE	PRO-FORMA REVENUES	PRO-FORMA EXPENDITURES	OVER / (SHORT)
GENERAL FUND	100	(4,653,293)	16,909,845	15,963,915	(3,707,363)
ROAD & BRIDGE	112	178,891	2,348,434	2,175,159	352,166
ELDERLY NUTRITION	110	110,315	403,104	500,871	12,548
HEALTH DEPT	240	20,505	65,125	65,125	20,505
AIRPORT	200	2,168,290	83,844	86,714	2,165,420
WATER PLANT	180	4,350,278	335,015	367,616	4,317,677
INTEREST & SINKING - DEBT SERVICE	293	814,630	3,724,786	4,069,625	469,791
COURTHOUSE SECURITY	271	275,844	35,500	300	311,044
RECORDS MANAGEMENT	269	246,495	137,353	150,803	233,045
TECHNOLOGY FEES	267	58,045	16,150	8,400	65,795
MCDC	410	(1,022,129)	500,000	62,020	(584,149)
LAW LIBRARY	117	292,342	32,160	0	324,502
TRUANCY FUND	411		0	0	0
TOBACCO GRANT	503		1,500	1,500	0
TORDILLO TOWER	449	31,202	0	100	31,102
E-FILE RECOVERY FEE DISTRICT CLERK \$2.00 FEE	132	9,946	7,200	0	17,146
120:COUNTY RECORDS PRESERVATION	120	10,641	9,000	100	19,541
122:CHILD ABUSE PREVENTION FUND	122	0	0	0	0
123:JUVENILE DELINQUENCY PREVENTION	123	10	4	0	14
124:COUNTY FAMILY PROTECTION ACCT	124	0	2,100	0	2,100
125:JUDICIAL EFFICIENCY OF COURTS	125	110	265	0	375
126:COUNTY CLERK RECORDS MANAGEMENT AND PRESERVATION FUND	126	265	320	0	585
127:CONTINUING EDUCATION JUDGE & STAFF	127	205	465	100	570
128:FAMILY PROTECTION	128	1,863	0	0	1,863
130:COURT INITIATED GUARDIANSHIP	130	400	840	0	1,240
131:VITAL STATISTICS	131	0	0	0	0
F268: DISTRICT CLERK RECORDS MANAGEMENT AND PRESERVATION FUND	268	5,529	4,900	200	10,229
F270: COUNTY AND DISTRICT CLERK TECHNOLOGY FUND	270	466	600	100	966
F172 COURT RECORDS ARCHIVE FEE - DISTRICT CLERK	172	0	0	0	0
F173 COUNTY CLERK RECORDS ARCHIVE ACCOUNT	173	0	0	0	0
272 CONSTRUCTION IN PROGRESS - WATER PLANT	272	0	0	0	0
F164 ABANDONED VEHICLES	164	0	0	0	0
		<u>2,900,850</u>	<u>24,618,509</u>	<u>23,452,647</u>	<u>4,066,712</u>

COUNTY OF MAVERICK
GENERAL FUND

BUDGET SUMMARY
2017 - 2018 ADOPTED BUDGET (UNAUDITED)

Page #	Dept #	PERSONNEL SERVICES	SUPPLIES	OTHER SERVICES	SUBTOTAL	CAPITAL OUTLAY	BUDGET	
9	400	400:COUNTY JUDGE AND COMMISSIONERS	400,713	7,535	236,732	644,980	1,000	645,980
10	401	401:IT-MEDIA TECH	39,173	0	1,000	40,173	0	40,173
11	402	402:HUMAN RESOURCES	95,006	2,200	1,000	98,206	0	98,206
12	403	403:COUNTY CLERK	202,423	16,403	10,707	229,533	0	229,533
13	405	405:VETERANS	46,356	400	3,231	49,987	0	49,987
14	406	406:293RD DISTRICT COURT	328,462	7,144	53,007	388,613	0	388,613
15	434	434:365 TH DISTRICT COURT	315,786	4,283	61,982	382,051	0	382,051
16	436	436:D.A.	6,187	0	410,000	416,187	0	416,187
17	437	437:JUVENILE / ADULT PROBATION	0	0	324,001	324,001	0	324,001
18	450	450:DISTRICT CLERK	336,011	21,175	23,261	380,447	0	380,447
19	455	455:JUSTICE OF THE PEACE PRCT. 1	86,395	3,035	2,755	92,185	0	92,185
20	457	457:JUSTICE OF THE PEACE PRCT. 2	86,480	4,200	6,600	97,280	0	97,280
21	459	459:JUSTICE OF THE PEACE PRCT. 3-1	78,424	2,215	2,220	82,859	0	82,859
22	460	460:JUSTICE OF THE PEACE PRCT. 3-2	79,828	2,480	5,555	87,863	0	87,863
23	461	461:JUSTICE OF THE PEACE PRCT. 4	86,511	2,935	3,750	93,196	0	93,196
24	462	462:CONSTABLE- Prct 1	35,690	500	7,592	43,782	8,000	51,782
25	463	463:CONSTABLE- Prct 2	27,768	550	4,908	33,226	8,000	41,226
26	464	464:CONSTABLE- Prct 3-1	157,915	650	19,572	178,137	16,000	194,137
27	465	465:CONSTABLE- Prct 3-2	31,334	200	5,300	36,834	8,000	44,834
28	466	466:CONSTABLE- Prct 4	49,873	558	12,925	63,356	8,000	71,356
29	475	475:COUNTY ATTORNEY	240,750	3,035	12,165	255,950	8,000	263,950
30	495	495:COUNTY AUDITOR	534,852	5,545	12,500	552,897	1,007	553,904
31	497	497:COUNTY TREASURER	318,069	9,635	32,600	360,304	0	360,304
32	499	499:TAX ASSESSOR COLLECTOR	351,181	23,200	79,195	453,576	0	453,576
33	501	501:INFORMATION DEPARTMENT	58,813	4,900	276,262	339,975	0	339,975
34	505	505:VOTER ADMINISTRATION	86,335	16,000	188,569	290,905	0	290,905
35	508	508:COLLECTION DEPARTMENT	42,311	7,885	1,620	51,816	0	51,816
36	510	510:COURTHOUSE	139,115	26,000	179,601	344,716	0	344,716
37	560	560:COUNTY SHERIFF	2,559,006	33,170	438,562	3,030,738	8,035	3,038,773
38	561	561:COUNTY JAIL	2,151,085	43,200	1,096,788	3,291,073	211,800	3,502,873
39	661	661:PCT 1 - ADMIN OFFICE @ LOPETEGUI F	57,023	5,165	25,672	87,860	0	87,860
40	647	647:PCT 1 ADMIN OFFICE VFW	36,041	0	9,220	45,261	0	45,261
41	520	520: FOOD PANTRY	213,753	5,376	60,220	279,349	0	279,349
42	663	663:COMMUNITY CENTER PCT 3	112,261	6,185	59,900	178,346	0	178,346
43	649	649 : PCT 2 ADMIN OFFICE	52,112	3,280	12,355	67,747	0	67,747
44	651	651:VECTOR CONTROL	66,082	5,000	0	71,082	0	71,082
45	652	652:CODE ENFORCEMENT	92,541	0	0	92,541	0	92,541
46	648	648:PARKS AND RECREATION	0	103,000	100,000	203,000	0	203,000
47	668	668: Boulder Ridge Pct 4 Community Center	35,221	1,550	9,330	46,101	0	46,101
48	665	665:AGRICULTURE	36,726	3,390	20,960	61,076	0	61,076
49	589	589: CEMETARY	141,881	7,000	7,250	156,131	85,000	241,131
50	820	820:PLANNER DEPARTMENT	59,607	1,790	4,910	66,307	0	66,307
51	690	690.INTERGV. AGRE. CONTR. SERVICE	0	0	833,119	833,119	0	833,119
52	691	691:EXP. CONTR. SERVICE	0	0	2,896,359	2,896,359	0	2,896,359
53	700	700.MATCHING FUNDS	0	0	3,101,926	3,101,926	0	3,101,926
54	621	621: HIDTA - CITY OF EP REIMBURSEMENT	55,633	0	0	55,633	0	55,633
55	653	653: MavCo Body Worn Camera G#3193801	0	0	0	0	0	0
55	410	BANK FEES	0	0	41,000	41,000	0	41,000
TOTAL GENERAL FUND EXPENDITURES		9,930,734	390,769	10,696,181	21,017,684	362,842	21,380,526	

(0)

**COUNTY OF MAVERICK
ANNUAL BUDGET - GENERAL FUND
2017 - 2018 ADOPTED BUDGET (UNAUDITED)**

15-16 ACTUAL	16-17 BUDGETED	PRO-FORMA ENDING 9.30.17	REQUESTED 17-18	ADOPTED 17-18
-----------------	-------------------	-----------------------------	--------------------	------------------

7 F/T EMPLOYEES

400:COUNTY JUDGE AND COMMISSIONERS COURT

PERSONNEL SERVICES:

100-01010-400 ELECTED OFFICIAL	50,000	50,000	50,000	50,000
100-01015-400 ADD. ST. SUPPL.	25,200	25,200	25,200	25,200
100-01020-400 CO. COMM.	100,048	100,048	100,048	100,048
100-01050-400 SECRETARY	25,192	26,131	26,131	28,446
100-01060-400 TEMP EXTRA HELP	20,493	-	-	-
100-01110-400 ASSIST	33,272	34,000	34,000	35,360
100-01115-400 HR SECRETARY	22,522	22,298	22,298	-
100-01114-400 HR DIRECTOR	47,123	47,123	47,123	-
100-01060-400 PART TIME	-	-	-	15,600
100-01045-400 OVERTIME	-	-	-	-
100-02060-400 IN COUNTY CAR ALLOWANCE	33,156	33,156	33,156	33,156
100-02065-400 CELL PHONE ALLOWANCE	6,000	6,000	6,000	6,000
100-02051-400 LONGEVITY	810	875	875	935
100-02000-400 FRINGE BENEFITS	112,963	143,802	143,802	105,968

TOTAL PERSONNEL SERVICES

476,779	488,633	488,633	-	400,713
---------	---------	---------	---	---------

SUPPLIES:

100-03100-400 STATION	864	1,000	500	-	1,000
100-03110-400 POSTAGE	1,352	1,300	1,500	-	1,500
100-03120-400 OPERATING	5,722	5,035	5,035	-	5,035

TOTAL SUPPLIES

7,938	7,335	7,035	-	7,535
-------	-------	-------	---	-------

OTHER SERVICES AND CHARGES:

100-00000-400 CONTINGENCIES	49,422	10,101	731	-	10,101
100-04120-400 PROFESSIONAL SERVICES	67,565	60,000	60,000	-	60,000
100-04122-400 ATTORNEY FEES PROF SERV.	107,409	140,000	140,000	-	140,000
100-04222-400 PHONE	5,805	6,500	6,400	-	6,500
100-04224-400 ELECTRICITY	4,625	-	-	-	-
100-04264-400 MILEAGE	7,071	9,857	8,200	-	9,857
100-04330-400 ADV&LGL NOTICE	-	-	-	-	-
100-04520-400 REPAIRS&MAINT B	-	-	-	-	-
100-04550-400 RENTAL	-	-	-	-	-
INSURANCE VEHICLE REPAIRS	-	-	-	-	-
100-04810-400 DUES	2,804	10,274	10,274	-	10,274
100-08200-400 PROPERTY INSURANCE	-	-	-	-	-
PENALTY & FINES	-	-	-	-	-

TOTAL OTHER SERV. AND CHARGES

244,702	236,732	225,605	-	236,732
---------	---------	---------	---	---------

CAPITAL OUTLAY

100-06100-400 MACHINERY AND EQUIPMENT 5000+	18,187	-	-	-	-
100-06101-400 MACHINERY AND EQUIPMENT 0-4999.99	-	1,000	965	-	1,000

TOTAL CAPITAL OUTLAY

18,187	1,000	965	-	1,000
--------	-------	-----	---	-------

TOTAL DEPARTMENT EXPENDITURES

747,606	733,700	722,238	-	645,980
---------	---------	---------	---	---------

COUNTY OF MAVERICK
 ANNUAL BUDGET - GENERAL FUND
 2017 - 2018 ADOPTED BUDGET (UNAUDITED)

15-16 ACTUAL	16-17 BUDGETED	PRO-FORMA ENDING 9.30.17	REQUESTED 17-18	ADOPTED 17-18
-----------------	-------------------	-----------------------------	--------------------	------------------

1 F/T EMPLOYEE

401:IT-MEDIA TECH

NEW DEPARTMENT

PERSONNEL SERVICES:

100-01112-401	IT-MEDIA TECH	-	27,294	25,694	-	26,033
100-01045-401	OVERTIME	-	-	-	-	-
100-02051-401	LONGEVITY	-	-	-	-	-
100-02000-401	FRINGE BENEFITS	-	14,893	13,800	-	13,140
TOTAL PERSONNEL SERVICES		-	42,187	39,494	-	39,173

SUPPLIES:

100-03100-401	STATION	-	-	-	1,000	-
100-03110-401	POSTAGE	-	-	-	200	-
100-03120-401	OPERATING SUPPLIES	-	-	-	1,000	-
TOTAL SUPPLIES		-	-	-	2,200	-

OTHER SERVICES AND CHARGES:

100-04222-401	PHONE/INTERNET	-	1,000	-	1,100	1,000
100-04261-401	TRAVEL	-	-	-	-	-
100-04264-401	MILEAGE	-	-	-	1,000	-
100-04550-401	RENTAL	-	-	-	-	-
	CONFERENCES, WORKSHOP & FEES	-	-	-	-	-
100-04520-401	REPAIRS AND MAINTENANCE BLDG.	-	-	-	-	-
100-04525-401	MAINTENANCE CONTRANCT	-	-	-	-	-
100-04810-401	DUES	-	-	-	-	-
TOTAL OTHER SERV. AND CHARGES		-	1,000	-	2,100	1,000

CAPITAL OUTLAY

100-06100-401	MACHINERY AND EQUIPMENT 5000+	-	-	-	-	-
100-06101-401	MACHINERY AND EQUIPMENT 0-4999.99	-	-	-	4,000	-
TOTAL CAPITAL OUTLAY		-	-	-	4,000	-

TOTAL DEPARTMENT EXPENDITURES

-	43,187	39,494	8,300	40,173
---	--------	--------	-------	--------

COUNTY OF MAVERICK
 ANNUAL BUDGET - GENERAL FUND
 2017 - 2018 ADOPTED BUDGET (UNAUDITED)

15-16 ACTUAL	16-17 BUDGETED	PRO-FORMA ENDING 9.30.17	REQUESTED 17-18	ADOPTED 17-18
-----------------	-------------------	-----------------------------	--------------------	------------------

2 F/T EMPLOYEES

402:HUMAN RESOURCES

NEW DEPARTMENT

PERSONNEL SERVICES:

DIRECTOR	47,123	47,123	47,123	-	49,008
HR ASSISTANT	22,522	22,298	22,298	-	23,412
OVERTIME	-	-	-	-	235
LONGEVITY	-	-	-	-	-
FRINGE BENEFITS	-	14,893	13,800	-	22,351
TOTAL PERSONNEL SERVICES	69,645	84,314	83,221	-	95,006

SUPPLIES:

STATION	-	-	-	-	1,000
POSTAGE	-	-	-	-	200
OPERATING SUPPLIES	-	-	-	-	1,000
TOTAL SUPPLIES	-	-	-	-	2,200

OTHER SERVICES AND CHARGES:

PHONE/INTERNET	-	-	-	-	1,000
TRAVEL	-	-	-	-	-
MILEAGE	-	-	-	-	-
RENTAL	-	-	-	-	-
CONFERENCES, WORKSHOP & FEES	-	-	-	-	-
REPAIRS AND MAINTENANCE BLDG.	-	-	-	-	-
MAINTENANCE CONTRANCT	-	-	-	-	-
DUES	-	-	-	-	-
TOTAL OTHER SERV. AND CHARGES	-	-	-	-	1,000

CAPITAL OUTLAY

MACHINERY AND EQUIPMENT 5000+	-	-	-	-	-
MACHINERY AND EQUIPMENT 0-4999.99	-	-	-	-	-
TOTAL CAPITAL OUTLAY	-	-	-	-	-
TOTAL DEPARTMENT EXPENDITURES	69,645	84,314	83,221	-	98,206

**COUNTY OF MAVERICK
ANNUAL BUDGET - GENERAL FUND
2017 - 2018 ADOPTED BUDGET (UNAUDITED)**

15-16 ACTUAL	16-17 BUDGETED	PRO-FORMA ENDING 9.30.17	REQUESTED 17-18	ADOPTED 17-18
-----------------	-------------------	-----------------------------	--------------------	------------------

5 F/T EMPLOYEES

403:COUNTY CLERK

PERSONNEL SERVICES:

100-01010-403 ELECTED OFFICIAL	50,000	50,000	50,000	-	50,000
100-01040-403 DEPUTIES OFFICE & LABOR	78,893	81,099	79,500	-	84,302
100-01045-403 OVERTIME	-	-	-	-	-
100-02051-403 LONGEVITY	1,085	1,400	1,400	-	1,325
100-02000-403 FRINGE BENEFITS	53,215	68,232	63,075	-	66,796
TOTAL PERSONNEL SERVICES	183,194	200,731	193,975	-	202,423

SUPPLIES:

100-03100-403 STATION	2,000	2,000	500	2,500	2,000
100-03110-403 POSTAGE	2,106	2,500	2,500	2,500	2,500
100-03120-403 OPERATING SUPPLIES	10,300	11,903	13,500	12,000	11,903
TOTAL SUPPLIES	14,406	16,403	16,500	17,000	16,403

OTHER SERVICES AND CHARGES:

100-04130-403 JURY	-	-	-	-	-
100-04130-403 COURT REPORTER	-	-	-	-	-
100-04130-403 ELECTION EXPENSE	-	-	-	-	-
100-04130-403 PHONE	1,454	2,000	2,000	2,000	2,000
100-04130-403 MILEAGE	3,093	5,500	4,000	5,500	5,500
100-04130-403 REPAIRS AND MAINTENANCE BLDG.	-	-	-	-	-
100-04130-403 MAINTENANCE CONTRACT	-	2,107	2,000	-	2,107
100-04130-403 WAREHOUSE FEE EXPENSE	-	975	975	-	975
100-04130-403 DUES	125	125	125	125	125
TOTAL OTHER SERV. AND CHARGES	4,672	10,707	9,100	7,625	10,707

CAPITAL OUTLAY

100-06100-403 MACHINERY AND EQUIPMENT 5000+	-	-	-	5,000	-
100-06101-403 MACHINERY AND EQUIPMENT 0-4999.99	-	-	-	-	-
TOTAL CAPITAL OUTLAY	-	-	-	5,000	-
TOTAL DEPARTMENT EXPENDITURES	202,272	227,841	219,575	29,625	229,533

**COUNTY OF MAVERICK
ANNUAL BUDGET - GENERAL FUND
2017 - 2018 ADOPTED BUDGET (UNAUDITED)**

10-11 ACTUAL	16-17 BUDGETED	PRO-FORMA ENDING 9.30.17	REQUESTED 17-18	ADOPTED 17-18
-----------------	-------------------	-----------------------------	--------------------	------------------

1 F/T EMPLOYEE

405:VETERANS

PERSONNEL SERVICES:

100-01070-405 ELECTED OFFICIAL	30,380	30,380	30,380	-	31,595
100-01045-405 OVERTIME					
100-02051-405 LONGEVITY	325	385	385		445
100-02000-405 FRINGE BENEFITS	11,877	14,312	14,312	-	14,316
TOTAL PERSONNEL SERVICES	42,582	45,077	45,077	-	46,356

SUPPLIES:

100-03100-405 STATION	-	100	50	100	100
100-03110-405 POSTAGE	-	-	-	-	-
100-03120-405 OPERATING SUPPLIES	-	300	150	300	300
TOTAL SUPPLIES	-	400	200	400	400

OTHER SERVICES AND CHARGES:

100-04222-405 PHONE / INTERNET	337	500	400	500	500
100-04264-405 MILEAGE	5,599	2,731	2,731	2,731	2,731
TOTAL OTHER SERV. AND CHARGES	5,936	3,231	3,131	3,231	3,231

CAPITAL OUTLAY

100-06100-405 MACHINERY AND EQUIPMENT 5000+	-	-	-	-	-
100-06101-405 MACHINERY AND EQUIPMENT 0-4999.99	-	-	-	-	-
100-06130-405 BUILDING REPAIRS	-	-	-	-	-
100-06131-405 IMPROVEMENTS	-	-	-	-	-
TOTAL CAPITAL OUTLAY	-	-	-	-	-

TOTAL DEPARTMENT EXPENDITURES:	48,517	48,708	48,408	3,631	49,987
---------------------------------------	---------------	---------------	---------------	--------------	---------------

**COUNTY OF MAVERICK
ANNUAL BUDGET - GENERAL FUND
2017 - 2018 ADOPTED BUDGET (UNAUDITED)**

10-11 ACTUAL	16-17 BUDGETED	PRO-FORMA ENDING 9.30.17	REQUESTED 17-18	ADOPTED 17-18
-----------------	-------------------	-----------------------------	--------------------	------------------

7 F/T EMPLOYEES

406:293RD DISTRICT COURT

PERSONNEL SERVICES:

100-01010-406 ELECTED OFFICIAL -JUVENILE	9,300	9,300	9,300	9,300	9,300
100-01050-406 SECRETARY	-	-	-	-	-
100-01060-406 TEMP. EXT. HELP	-	-	-	-	-
100-01085-406 BAILLIF	-	-	-	-	-
100-01110-406 ASSISTANCE	-	-	-	-	-
100-01045-406 OVERTIME	-	-	-	-	-
100-02060-406 CAR ALLOWANCE	6,000	6,000	6,000	6,000	6,000
100-02051-406 LONGEVITY	-	3,640	3,640	-	4,125
100-02000-406 FRINGE BENEFITS	1,173	3,389	3,389	2,470	3,980
TOTAL PERSONNEL SERVICES	16,473	22,329	22,329	17,770	23,405

SUPPLIES:

100-03100-406 STATION	980	2,180	2,180	2,180	2,180
100-03110-406 POSTAGE	1,825	1,400	1,400	1,400	1,400
100-03120-406 OPERATING SUPPLIES	3,262	2,564	2,564	3,500	2,564
100-03140-406 PUBLICATIONS	1,071	1,000	1,000	1,000	1,000
TOTAL SUPPLIES	7,139	7,144	7,144	8,080	7,144

OTHER SERVICES AND CHARGES:

100-04120-406 PROFESSIONAL SERVICES	49,079	42,480	42,480	42,480	42,480
100-04131-406 JURY MEALS	698	1,500	1,500	1,500	1,500
100-04222-406 PHONE / INTERNET	2,395	3,000	3,000	3,000	3,000
100-04226-406 WATER	-	-	-	-	-
100-04266-406 TRANSPORTATION	-	300	-	300	300
CONFERENCES, WORKSHOPS & FEES TRAVEL(ASSOCIATED W/CONFERENCE)	-	-	-	-	-
100-04264-406 MILEAGE	728	770	770	770	770
100-04119-406 ATTY MILEAGE	-	250	-	250	250
100-04520-406 REPAIRS AND MAINTENANCE	190	1,000	-	1,000	1,000
100-04550-406 RENTALS	-	-	-	-	-
100-04525-406 MAINT. CONTR.	-	1,171	700	-	1,171
100-04810-406 DUES	450	2,536	2,536	2,536	2,536
100-04900-406 AIDS TO OTHER GOVERNMENTS	269,360	293,324	282,324	291,190	305,057
100-06113-406 OTHER/LAW LIBRARY	-	-	-	-	-
TOTAL OTHER SERV. AND CHARGES	322,900	346,331	333,310	343,026	358,064

CAPITAL OUTLAY

100-06100-406 MACHINERY AND EQUIPMENT 5000+	-	-	-	-	-
100-06101-406 MACHINERY AND EQUIPMENT 0-4999.99	-	-	-	-	-
TOTAL CAPITAL OUTLAY	-	-	-	-	-
TOTAL DEPARTMENT EXPENDITURES	346,512	375,804	362,783	368,876	388,613

As of this date. These are current salaries for the following positions. Salaries for FY2018 will be determined until all 3 County Budgets (Maverick, Dimmit, and Zavala) are adopted.

Position 1	93,880
Position 2	99,987
Position 3	56,948
Position 4	39,083
Position 5	29,307
Position 6	34,840
Fringe Benefits	117,143
	471,189
Maverick 72.10%	339,727
Dimmit 12.80%	60,312
Zavala 15.10%	71,149
	471,189

COUNTY OF MAVERICK
ANNUAL BUDGET - GENERAL FUND
2017 - 2018 ADOPTED BUDGET (UNAUDITED)

	15-16 ACTUAL	16-17 BUDGETED	PRO-FORMA ENDING 9.30.17	REQUESTED 17-18	ADOPTED 17-18
434:365 TH DISTRICT COURT					
<u>PERSONNEL SERVICES:</u>					
100-01010-434 ELECTED OFFICIAL	9,300	9,300	9,300	10,796	9,300
100-01050-434 SECRETARY	-	-	-	-	-
100-01060-434 TEMP. EXT. HELP	-	-	-	-	-
100-01085-434 BAILIF	-	-	-	-	-
100-01110-434 ASSISTANCE	-	-	-	-	-
100-01045-434 OVERTIME	-	-	-	-	-
100-02060-434 CAR ALLOWANCE	6,000	6,000	6,000	6,000	6,000
100-02051-434 LONGEVITY	-	2,120	2,120	-	2,545
100-02000-434 FRINGE BENEFITS	1,173	3,051	3,051	651	3,629
TOTAL PERSONNEL SERVICES	16,473	20,471	20,471	17,447	21,474
<u>SUPPLIES:</u>					
100-03100-434 STATION	395	440	440	800	440
100-03110-434 POSTAGE	1,076	800	800	800	800
100-03120-434 OPERATING SUPPLIES	2,009	2,263	2,263	2,800	2,263
100-03140-434 PUBLICATIONS	-	780	780	1,500	780
TOTAL SUPPLIES	3,480	4,283	4,283	5,900	4,283
<u>OTHER SERVICES AND CHARGES:</u>					
100-04120-434 PROFESSIONAL SERVICES	44,538	39,047	39,000	50,000	39,047
100-04131-434 JURY MEALS	428	1,250	1,200	1,500	1,250
100-04222-434 PHONE / INTERNET	8,190	9,500	9,500	9,500	9,500
100-04226-434 WATER	-	3,500	3,400	3,500	3,500
CONFERENCES, WORKSHOP & FEES	-	-	-	-	-
TRAVEL(ASSOCIATED W/ CONFERENCE)	-	-	-	-	-
100-04264-434 MILEAGE	3,950	1,750	1,750	2,500	2,500
100-04119-434 ATTY MILEAGE	-	-	-	-	-
100-04525-434 MAINTENANCE CONTRACT	936	1,405	800	2,000	1,405
100-04520-434 REPAIRS AND MAINTENANCE	-	-	-	-	-
100-04810-434 DUES	1,829	2,000	2,000	3,000	4,780
100-04900-434 AIDS TO OTHER GOVERNMENTS	270,485	282,992	281,600	330,583	294,312
TOTAL OTHER SERV. AND CHARGES	330,356	341,444	339,250	402,583	356,294
<u>CAPITAL OUTLAY</u>					
100-06100-434 MACHINERY AND EQUIPMENT 5000+	4,666	-	-	5,000	-
100-06101-434 MACHINERY AND EQUIPMENT 0-4999.99	-	-	-	-	-
TOTAL CAPITAL OUTLAY	4,666	-	-	5,000	-
TOTAL DEPARTMENT EXPENDITURES	354,975	366,198	364,004	430,930	382,051

7 F/T EMPLOYEES
1 P/T EMPLOYEE

As of this date. These are current salaries for the following positions. Salaries for FY2018 will be determined until all 3 County Budgets (Maverick, Dimmit, and Zavala) are adopted.

Position 1	46,675
Position 2	53,600
Position 3	44,000
Position 4	32,000
Position 5	97,000
Position 6	48,000
Position 7	23,462
Fringe Benefits	115,519
	<u>460,257</u>
Maverick 72.10%	331,845
Dimmit 12.80%	58,913
Zavala 15.10%	69,499
	<u>460,257</u>

**COUNTY OF MAVERICK
ANNUAL BUDGET
2017 - 2018 ADOPTED BUDGET (UNAUDITED)**

15-16 ACTUAL	16-17 BUDGETED	PRO-FORMA ENDING 9.30.17	REQUESTED 17-18	ADOPTED 17-18
-----------------	-------------------	-----------------------------	--------------------	------------------

<u>436:D.A.</u>				
DISTRICT ATTORNEY				
INVESTIGATOR				
ASSISTANT D.A				
SECRETARY				
100-01045-436	OVERTIME			
100-01060-436	TEMP. EXT. HELP	-	-	-
100-02051-436	Longevity	4,760		5,010
100-02000-436	FRINGE BENEFITS	924	-	1,177
TOTAL PERSONNEL SERVICES		5,684	-	6,187
<u>SUPPLIES:</u>				
OFFICE SUPPLIES				
100-03120-436	OPERATION SUPPLY	-	-	-
TOTAL SUPPLIES		-	-	-
<u>OTHER SERVICES</u>				
100-04264-436	MILEAGE	-	-	-
100-04520-436	REPAIR AND MAINTENANCE	-	-	-
	TRANSPORTATION	-	-	-
100-04580-436	LEASE AGREEMENT	-	-	-
100-04810-436	DUES	-	-	-
100-04900-436	AID TO OTHER GOVERNMENT DA'S ALLOCATION	378,788	385,000	400,000
	PROPERTY INSURANCE	-	-	10,000
100-04930-436	OTHER AID (BAP)	-	-	-
TOTAL OTHER SERVICES		378,788	385,000	410,000
<u>CAPITAL OUTLAY</u>				
100-06100-436	MACHINERY AND EQUIPMENT 5000+	-	-	-
100-06101-436	MACHINERY AND EQUIPMENT 0-4999.99	-	-	-
TOTAL CAPITAL OUTLAY		-	-	-
TOTAL DEPARTMENT EXPENDITURES		378,788	390,684	416,187

**COUNTY OF MAVERICK
ANNUAL BUDGET - GENERAL FUND
2017 - 2018 ADOPTED BUDGET (UNAUDITED)**

15-16 ACTUAL	16-17 BUDGETED	PRO-FORMA ENDING 9.30.17	REQUESTED 17-18	ADOPTED 17-18
-----------------	-------------------	-----------------------------	--------------------	------------------

437: JUVENILE / ADULT PROBATION

OTHER SERVICES AND CHARGES:

100-04222-437 UTILITIES (TELEPHONE)	-	-	-	-	-
100-01045-437 OVERTIME	-	-	-	-	-
100-04520-437 REPAIRS AND MAINTENANCE	-	-	-	-	-
100-04525-437 MAINTENANCE CONTRACTS	-	-	-	-	-
100-04550-437 RENTAL - ADULT/JUVENILE RENT	36,780	36,780	36,780	-	36,780
100-04900-437 AIDS TO OTHER GOV-JUVENILE ALLOCATI	283,221	283,221	283,221	-	283,221
PROPERTY INSURANCE	-	-	-	-	4,000
100-04901-437 AIDS TO OTHER GOVERNMENTS	-	-	-	-	-
TOTAL OTHER SERV. AND CHARGES	320,001	320,001	320,001	-	324,001
TOTAL DEPARTMENT EXPENDITURES	320,001	320,001	320,001	-	324,001



**COUNTY OF MAVERICK
ANNUAL BUDGET -GENERAL FUND
2017 - 2018 ADOPTED BUDGET (UNAUDITED)**

	15-16 ACTUAL	16-17 BUDGETED	PRO-FORMA ENDING 9.30.17	REQUESTED 17-18	ADOPTED 17-18
450: DISTRICT CLERK					
PERSONNEL SERVICES:					
100-01010-450 ELECTED OFFICIAL	48,000	48,000	48,000	-	48,000
100-01040-450 DEPUTIES & ASSISTANTS	135,486	145,782	123,000	-	152,795
100-01130-450 CLERK - PASSPORT	-	10,480	-	-	18,564
100-01045-450 OVERTIME	-	-	-	-	-
100-02051-450 LONGEVITY	1,370	870	870	-	1,050
100-02000-450 FRINGE BENEFITS	76,302	106,181	96,481	-	115,602
TOTAL PERSONNEL SERVICES	261,159	311,293	268,351	-	336,011
SUPPLIES:					
100-03100-450 STATION	4,817	6,475	6,475	6,500	6,475
100-03110-450 POSTAGE	9,975	8,500	7,000	10,000	8,500
100-03120-450 OPERATING SUPPLIES	5,532	5,700	5,700	6,000	5,700
100-03135-450 PRINT & BIND	-	500	-	800	500
TOTAL SUPPLIES	20,324	21,175	19,175	23,300	21,175
OTHER SERVICES AND CHARGES:					
100-04130-450 JURY	18,058	8,500	8,500	12,000	17,000
100-04131-450 JURY REFRESHMENTS	405	500	400	450	500
100-04222-450 PHONE / INTERNET	1,054	1,500	1,500	2,200	1,500
100-04284-450 MILEAGE	3,393	3,200	2,500	3,900	3,200
100-04520-450 REPAIRS AND MAINTENANCE	-	-	-	-	-
100-04525-450 MAINTENANCE CONTRACTS	-	936	936	-	936
100-04580-450 LEASE AGREEMENT	-	-	-	2,400	-
100-04810-450 DUES	250	125	125	225	125
TOTAL OTHER SERV. AND CHARGES	23,161	14,761	13,961	21,175	23,261
CAPITAL OUTLAY					
100-06100-450 MACHINERY AND EQUIPMENT 5000 +	-	-	-	-	-
100-06101-450 MACHINERY AND EQUIPMENT 0-4999.99	-	-	-	4,400	-
TOTAL CAPITAL OUTLAY	-	-	-	4,400	-
TOTAL DEPARTMENT EXPENDITURES	304,644	347,229	301,487	48,875	380,447

8 F/T EMPLOYEES
1 F/T VACANCY

COUNTY OF MAVERICK
ANNUAL BUDGET - GENERAL FUND
2017 - 2018 ADOPTED BUDGET (UNAUDITED)

15-16 ACTUAL	16-17 BUDGETED	PRO-FORMA ENDING 9.30.17	REQUESTED 17-18	ADOPTED 17-18
-----------------	-------------------	-----------------------------	--------------------	------------------

2 F/T EMPLOYEES

455: JUSTICE OF THE PEACE PRCT. 1

PERSONNEL SERVICES:

100-01010-455 ELECTED OFFICIAL OR	28,000	28,000	28,000	-	28,000
100-01060-455 TEMP. EXT. HELP			-	-	
100-01130-455 CLERK	23,573	23,413	23,413	-	24,584
100-01045-455 OVERTIME					
100-02060-455 CAR ALLOWANCE	4,800	4,800	4,800	4,800	4,800
100-02065-455 CELL PHONE ALLOWANCE	1,200	1,200	1,200	1,200	1,200
100-02051-455 LONGEVITY			-		220
100-02000-455 FRINGE BENEFITS	22,894	28,223	28,223	-	27,591
TOTAL PERSONNEL SERVICES	80,467	85,636	85,636	6,000	86,395

SUPPLIES:

100-03100-455 STATION	545	800	400	800	800
100-03110-455 POSTAGE	583	645	645	1,000	645
100-03135-455 PRINT&BIND	-	-	-	-	-
100-03120-455 OPERATING SUPPLIES	1,073	1,590	1,000	3,000	1,590
TOTAL SUPPLIES	2,201	3,035	2,045	4,800	3,035

OTHER SERVICES AND CHARGES:

100-04222-455 PHONE	1,475	2,100	2,100	2,563	2,100
100-04224-455 ELECTRICITY	-	-	-	-	-
100-04226-455 WATER	-	-	-	-	-
100-04200-455 PRINTING & BINDING	-	-	-	-	-
100-04264-455 MILEAGE	-	-	-	500	-
CONFERENCES, WORKSHOP & FEES	-	-	-	-	-
100-04261-455 TRAVEL	-	-	-	2,000	-
100-04550-455 RENTAL	-	-	-	-	-
100-04225-455 MAINTENANCE CONTRACT	-	655	200	-	655
100-04810-455 DUES	-	-	-	-	-
TOTAL OTHER SERV. AND CHARGES	1,475	2,755	2,300	5,063	2,755

CAPITAL OUTLAY

100-06100-455 MACHINERY AND EQUIPMENT 5000 +	-	-	-	-	-
100-06101-455 MACHINERY AND EQUIPMENT 0-4999.99	-	-	-	-	-
100-06130-455 BUILDINGS	-	-	-	-	-
TOTAL CAPITAL OUTLAY	-	-	-	-	-
TOTAL DEPARTMENT EXPENDITURES	84,143	91,426	89,981	15,863	92,185

**COUNTY OF MAVERICK
ANNUAL BUDGET - GENERAL FUND
2017 - 2018 ADOPTED BUDGET (UNAUDITED)**

15-16 ACTUAL	16-17 BUDGETED	PRO-FORMA ENDING 9.30.17	REQUESTED 17-18	ADOPTED 17-18
-----------------	-------------------	-----------------------------	--------------------	------------------

2 F/T EMPLOYEES

457: JUSTICE OF THE PEACE PRCT. 2

	15-16 ACTUAL	16-17 BUDGETED	PRO-FORMA ENDING 9.30.17	REQUESTED 17-18	ADOPTED 17-18
<u>PERSONNEL SERVICES:</u>					
100-01010-457 ELECTED OFFICIAL	28,000	28,000	28,000	35,000	28,000
100-01060-457 TEMP. EXT. HLP	-	-	-	-	-
100-01130-457 CLKS	23,601	23,413	23,413	25,000	24,584
100-01045-457 OVERTIME	-	-	-	-	-
100-02060-457 CAR ALLOWANCE	4,800	4,800	4,800	-	4,800
100-02065-457 CELL PHONE ALLOWANCE	1,200	1,200	1,200	-	1,200
100-02051-457 LONGEVITY	-	230	230	-	290
100-02000-457 FRINGE BENEFITS	22,943	27,850	27,850	-	27,606
TOTAL PERSONNEL SERVICES	80,544	85,493	85,493	60,000	86,480
<u>SUPPLIES:</u>					
100-03100-457 STATION	705	2,800	1,000	2,500	2,800
100-03110-457 POSTAGE	-	400	70	800	400
100-03120-457 OPERATING SUPPLIES	385	1,000	600	2,000	1,000
100-03135-457 PRINT & BINDING	-	-	-	-	-
TOTAL SUPPLIES	1,090	4,200	1,670	5,300	4,200
<u>OTHER SERVICES AND CHARGES:</u>					
100-04200-457 UTILITY	-	-	-	-	-
100-04222-457 PHONE / INTERNET	3,786	4,200	3,800	-	4,200
100-04226-457 WATER	-	1,600	-	-	1,600
100-04264-457 MILEAGE	485	800	800	1,000	800
100-04520-457 REPAIR & MAINTENANCE BLDG	-	-	-	-	-
100-04550-457 RENTAL	-	-	-	-	-
100-04810-457 DUES	-	-	-	-	-
TOTAL OTHER SERV. AND CHARGES	4,271	6,600	4,600	1,000	6,600
<u>CAPITAL OUTLAY</u>					
100-06100-457 MACHINERY AND EQUIPMENT 5000 +	-	-	-	-	-
100-06101-457 MACHINERY AND EQUIPMENT 0-4999.99	-	-	-	-	-
TOTAL CAPITAL OUTLAY	-	-	-	-	-
TOTAL DEPARTMENT EXPENDITURES	85,905	96,293	91,763	66,300	97,280

**COUNTY OF MAVERICK
ANNUAL BUDGET - GENERAL FUND
2017 - 2018 ADOPTED BUDGET (UNAUDITED)**

15-16 ACTUAL	16-17 BUDGETED	PRO-FORMA ENDING 9.30.17	REQUESTED 17-18	ADOPTED 17-18
-----------------	-------------------	-----------------------------	--------------------	------------------

2 F/T EMPLOYEES

459: JUSTICE OF THE PEACE PRCT. 3-1

PERSONNEL SERVICES:

100-01010-459 ELECTED OFFICIAL	28,000	28,000	28,000	28,000	28,000
100-01060-459 TEMP. EX. HLP.					
100-01130-459 CLERKS	23,556	23,413	23,556	23,503	24,584
100-01045-459 OVERTIME					
100-02060-459 CAR ALLOWANCE	4,800	4,800	4,800	4,800	4,800
100-02065-459 CELL PHONE ALLOWANCE	1,200	1,200	1,200	1,200	1,200
100-02051-459 LONGEVITY					180
100-02000-459 FRINGE BENEFITS	16,432	27,799	19,799	23,354	19,660
TOTAL PERSONNEL SERVICES	73,988	85,212	77,355	80,857	78,424

SUPPLIES:

100-03100-459 STATION	-	-	-	-	-
100-03110-459 POSTAGE	490	350	350	350	350
100-03120-459 OPERATING SUPPLIES	887	1,865	1,300	1,630	1,865
PRINTING AND BINDERY	-	-	-	-	-
TOTAL SUPPLIES	1,377	2,215	1,650	1,980	2,215

OTHER SERVICES AND CHARGES:

100-04200-459 UTILITY	1,457	-	-	2,000	-
100-04226-459 WATER					
100-04224-459 ELECTRICITY					
100-04222-459 PHONE / INTERNET / CABLE		2,000	2,000		2,000
100-04264-459 MILEAGE	174	220	220	260	220
100-04550-459 RENTAL					
100-04810-459 DUES					
TOTAL OTHER SERV. AND CHARGES	1,631	2,220	2,220	2,260	2,220

CAPITAL OUTLAY

100-06100-459 MACHINERY AND EQUIPMENT 5000 +	-	-	-	-	-
100-06101-459 MACHINERY AND EQUIPMENT 0-4999.99	-	-	-	-	-
TOTAL CAPITAL OUTLAY	-	-	-	-	-
TOTAL DEPARTMENT EXPENDITURES	76,996	89,647	81,225	85,097	82,859

COUNTY OF MAVERICK
 ANNUAL BUDGET - GENERAL FUND
 2017 - 2018 ADOPTED BUDGET (UNAUDITED)

15-16 ACTUAL	16-17 BUDGETED	PRO-FORMA ENDING 9.30.17	REQUESTED 17-18	ADOPTED 17-18
-----------------	-------------------	-----------------------------	--------------------	------------------

2 F/T EMPLOYEE

480: JUSTICE OF THE PEACE PRCT. 3-2

PERSONNEL SERVICES:

100-01010-460 ELECTED OFFICIAL	28,000	28,000	28,000	28,000	28,000
100-01130-460 CLERK	12,837	13,332	12,000	23,416	19,308
100-01045-460 OVERTIME					
100-02060-460 CAR ALLOWANCE	4,800	4,800	4,800	4,800	4,800
100-02065-460 CELL PHONE ALLOWANCE	1,200	1,200	1,200	1,200	1,200
100-02051-460 LONGEVITY					-
100-02070-460 TRAVEL ALLOWANCE				1,000	
100-02000-460 FRINGE BENEFITS	14,570	17,657	17,657	17,657	26,520
TOTAL PERSONNEL SERVICES	61,407	64,989	63,657	76,073	79,828

SUPPLIES:

100-03100-460 STATION	-	100	50	200	100
100-03110-460 POSTAGE	434	245	100	500	245
100-03120-460 OPERATING SUPPLIES	1,261	2,135	1,900	2,500	2,135
TOTAL SUPPLIES	1,695	2,480	2,050	3,200	2,480

OTHER SERVICES AND CHARGES:

100-04222-460 PHONE / INTERNET	2,150	2,355	2,355	2,800	2,355
100-04226-460 WATER					1,200
100-04224-460 ELECTRICITY	112	2,000	2,000	2,000	2,000
100-04264-460 MILEAGE	-	-	-	1,000	-
100-04520-460 REPAIRS AND MAINTENANCE BLDG	-	-	-	-	-
100-04550-460 RENTAL	-	-	-	-	-
100-04810-460 DUES	-	-	-	250	-
TOTAL OTHER SERV. AND CHARGES	2,261	4,355	4,355	6,050	5,555

CAPITAL OUTLAY

100-06100-460 MACHINERY AND EQUIPMENT 5000 +	-	-	-	-	-
100-06101-460 MACHINERY AND EQUIPMENT 0-4999.99	-	-	-	-	-
TOTAL CAPITAL OUTLAY	-	-	-	-	-
TOTAL DEPARTMENT EXPENDITURES	65,364	71,824	70,062	85,323	87,863

**COUNTY OF MAVERICK
ANNUAL BUDGET - GENERAL FUND
2017 - 2018 ADOPTED BUDGET (UNAUDITED)**

15-16 ACTUAL	16-17 BUDGETED	PRO-FORMA ENDING 9.30.17	REQUESTED 17-18	ADOPTED 17-18
-----------------	-------------------	-----------------------------	--------------------	------------------

2 F/T EMPLOYEES

461-JUSTICE OF THE PEACE PRCT. 4

	15-16 ACTUAL	16-17 BUDGETED	PRO-FORMA ENDING 9.30.17	REQUESTED 17-18	ADOPTED 17-18
<u>PERSONNEL SERVICES:</u>					
100-01010-461 ELECTED OFFICIAL	28,000	28,000	28,000	-	28,000
100-01060-461 TEMP. EX. HLP.	-	-	-	-	-
100-01130-461 CLERKS	23,564	23,413	23,413	-	24,584
100-01045-461 OVERTIME	-	-	-	-	-
100-02060-461 CAR ALLOWANCE	4,800	4,800	4,800	4,800	4,800
100-02065-461 CELL PHONE ALLOWANCE	1,200	1,200	1,200	2,000	1,200
100-02051-461 LONGEVITY	195	255	255	-	315
100-02000-461 FRINGE BENEFITS	22,806	27,906	27,906	-	27,612
TOTAL PERSONNEL SERVICES	80,565	85,574	85,574	6,800	86,511
<u>SUPPLIES:</u>					
100-03100-461 STATION	618	646	646	800	646
100-03110-461 POSTAGE	835	700	350	1,000	700
100-03120-461 OPERATING SUPPLIES	830	1,589	1,350	1,600	1,589
TOTAL SUPPLIES	2,283	2,935	2,346	3,400	2,935
<u>OTHER SERVICES AND CHARGES:</u>					
100-04222-461 PHONE /INTERNET	-	1,000	1,000	2,400	1,000
100-04224-461 ELECTRICITY	2,641	2,750	2,200	3,500	2,750
100-04264-461 MILEAGE	-	-	-	-	-
100-04520-461 REPAIRS AND MAINTENANCE BLDG	-	-	-	-	-
100-04550-461 RENTAL	-	-	-	-	-
100-04810-461 DUES	-	-	-	-	-
TOTAL OTHER SERV. AND CHARGES	2,641	3,750	3,200	5,900	3,750
<u>CAPITAL OUTLAY</u>					
100-06100-461 MACHINERY AND EQUIPMENT 5000 +	-	-	-	-	-
100-06101-461 MACHINERY AND EQUIPMENT 0-4999,99	-	-	-	-	-
OTHER	-	-	-	-	-
TOTAL CAPITAL OUTLAY	-	-	-	-	-
TOTAL DEPARTMENT EXPENDITURES	85,489	92,259	91,120	16,100	93,196

**COUNTY OF MAVERICK
ANNUAL BUDGET - GENERAL FUND
2017 - 2018 ADOPTED BUDGET (UNAUDITED)**

15-16 ACTUAL	16-17 BUDGETED	PRO-FORMA ENDING 9.30.17	REQUESTED 17-18	ADOPTED 17-18
-----------------	-------------------	-----------------------------	--------------------	------------------

1 F/T EMPLOYEE

482:CONSTABLE- Prct 1

PERSONNEL SERVICES:

100-01010-462 ELECTED OFFICIAL	18,000	18,000	18,000	-	18,000
100-01043-462 PART TIME	10,447	-	-	-	-
100-01045-462 OVERTIME	-	-	-	-	-
100-02060-462 CAR ALLOWANCE	3,600	3,600	3,600	-	3,600
100-02065-462 CELL PHONE ALLOWANCE	1,200	1,200	1,200	-	1,200
100-02051-462 LONGEVITY	-	-	-	-	-
100-02000-462 FRINGE BENEFITS	13,633	13,561	13,561	-	12,890

TOTAL PERSONNEL SERVICES

48,880	36,361	36,361	-	35,690
--------	--------	--------	---	--------

SUPPLIES:

100-03100-462 STATION	-	-	-	-	-
100-03110-462 POSTAGE	-	-	-	-	-
100-03120-462 OPERATING SUPPLIES	-	500	250	1,000	500

TOTAL SUPPLIES

-	500	250	1,000	500
---	-----	-----	-------	-----

OTHER SERVICES AND CHARGES:

100-04020-462 UNIFORMS	-	-	-	-	-
100-04200-462 UTILITIES (TELEPHONE)	-	-	-	-	-
100-04264-462 MILEAGE	-	-	-	700	-
100-04410-462 VEHICLE REPAIR	2,774	2,617	1,000	2,000	2,617
100-04420-462 VEHICLE FUEL & OIL	-	700	350	-	700
100-04430-462 COMMUNICATION / RADIOS	-	-	-	-	-
100-04520-462 REPAIRS AND MAINTENANCE BLDG	-	200	100	-	200
100-04520-462 MACHINERY & EQUIPMENT	-	-	-	-	-
100-04525-462 MAINTENANCE CONTRACTS	-	-	-	-	-
100-04580-462 LEASE AGREEMENT	-	-	-	-	-
100-04810-462 DUES	-	75	75	-	75
100-08200-462 PROPERTY INSURANCE	-	-	-	-	4,000

TOTAL OTHER SERV. AND CHARGES

2,774	3,592	1,525	2,700	7,592
-------	-------	-------	-------	-------

CAPITAL OUTLAY

100-06100-462 MACHINERY AND EQUIPMENT 5000 +	-	-	-	-	8,000
100-06101-462 MACHINERY AND EQUIPMENT 0-4999.99	-	-	-	-	-
100-08250-462 INTEREST	-	-	-	-	-

TOTAL CAPITAL OUTLAY

-	-	-	-	8,000
---	---	---	---	-------

TOTAL DEPARTMENT EXPENDITURES

49,654	40,453	38,136	3,700	51,782
--------	--------	--------	-------	--------

**COUNTY OF MAVERICK
ANNUAL BUDGET - GENERAL FUND
2017 - 2018 ADOPTED BUDGET (UNAUDITED)**

15-16 ACTUAL	16-17 BUDGETED	PRO-FORMA ENDING 9.30.17	REQUESTED 17-18	ADOPTED 17-18
-----------------	-------------------	-----------------------------	--------------------	------------------

1 F/T EMPLOYEE

463:CONSTABLE- Prc 2

PERSONNEL SERVICES:

100-01010-463	ELECTED OFFICIALS	18,000	18,000	18,000	-	18,000
100-01043-463	PART TIME	-	-	-	-	-
100-01045-463	OVERTIME	-	-	-	-	-
100-02060-463	CAR ALLOWANCE	3,600	3,600	3,600	-	3,600
100-02065-463	CELL PHONE ALLOWANCE	1,200	1,200	1,200	-	1,200
100-02051-463	LONGEVITY	-	-	-	-	-
100-02055-463	FRINGE BENEFITS	11,176	13,461	5,961	-	4,968
TOTAL PERSONNEL SERVICES		33,976	36,261	28,761	-	27,768

SUPPLIES:

100-03100-463	STATION	-	200	100	-	200
100-03110-463	POSTAGE	-	50	25	-	50
100-03120-463	OPERATING SUPPLIES	-	300	150	-	300
TOTAL SUPPLIES		-	550	275	-	550

OTHER SERVICES AND CHARGES:

100-04020-463	UNIFORMS	-	-	-	-	-
100-04200-463	UTILITIES (TELEPHONE)	-	-	-	-	-
100-04264-463	MILEAGE	-	-	-	-	-
100-04410-463	VEHICLE REPAIR	-	500	250	-	500
100-04420-463	VEHICLE FUEL & OIL	-	408	200	-	408
100-04430-463	COMMUNICATION	-	-	-	-	-
100-04520-463	REPAIRS AND MAINTENANCE, BLDG	-	-	-	-	-
100-04525-463	MAINTENANCE CONTRACTS	-	-	-	-	-
100-04810-463	DUES	-	-	-	-	-
100-08200-463	PROPERTY INSURANCE	-	-	-	-	4,000
TOTAL OTHER SERV. AND CHARGES		-	1,908	450	-	4,908

CAPITAL OUTLAY

100-06100-463	MACHINERY AND EQUIPMENT 5000 +	-	-	-	-	8,000
100-06101-463	MACHINERY AND EQUIPMENT 0-4999.99	-	-	-	-	-
TOTAL CAPITAL OUTLAY		-	-	-	-	8,000
TOTAL DEPARTMENT EXPENDITURES		33,976	37,719	29,486	-	41,226

**COUNTY OF MAVERICK
ANNUAL BUDGET - GENERAL FUND
2017 - 2018 ADOPTED BUDGET (UNAUDITED)**

15-16 ACTUAL	16-17 BUDGETED	PRO-FORMA ENDING 9.30.17	REQUESTED 17-18	ADOPTED 17-18
-----------------	-------------------	-----------------------------	--------------------	------------------

3 F/T EMPLOYEES
1 F/T VACANCY

464:CONSTABLE- Prct 3-1

PERSONNEL SERVICES:

100-01010-464 ELECTED OFFICIALS	17,725	18,000	18,000	-	18,000
100-01040-464 DEPUTY	13,540	46,691	45,883	-	80,922
100-01045-464 OVERTIME					
100-02060-464 CAR ALLOWANCE	3,600	3,600	3,600	-	3,600
100-02055-464 DOOR HANGER OP				-	
100-02065-464 CELL PHONE ALLOWANCE	1,200	1,200	1,200	-	1,200
100-02051-464 LONGEVITY	245			-	
100-02000-464 FRINGE BENEFITS	14,246	40,270	37,270	-	54,192
TOTAL PERSONNEL SERVICES	50,556	109,761	105,953	-	157,915

SUPPLIES:

100-03100-464 STATION	50	50	50	100	50
100-03110-464 POSTAGE	-	-	-	-	-
100-03120-464 OPERATING SUPPLIES	87	600	600	200	600
TOTAL SUPPLIES	137	650	650	300	650

OTHER SERVICES AND CHARGES:

100-04020-464 UNIFORMS	-	2,019	2,019	800	2,019
100-04120-464 PROFESSIONAL SERVICES	-	-	-	-	-
100-04200-464 UTILITIES (TELEPHONE)	-	-	-	-	-
100-04264-464 MILEAGE	-	-	-	-	-
100-04410-464 VEHICLE REPAIR	7,062	4,553	4,000	6,000	4,553
100-04420-464 VEHICLE FUEL & OIL	2,023	7,000	6,900	7,000	7,000
100-04430-464 COMMUNICATIONS	-	-	-	-	-
100-04520-464 REPAIRS & MAINTENANCE BLDG	-	-	-	-	-
100-04525-464 MAINTENANCE CONTRACTS	-	-	-	-	-
100-04580-464 LEASE PAYMENTS	-	-	-	-	-
100-08200-464 PROPERTY INSURANCE	-	-	-	-	6,000
100-04810-464 DUES	-	-	-	-	-
TOTAL OTHER SERV. AND CHARGES	9,085	13,572	12,919	13,800	19,572

CAPITAL OUTLAY

100-06100-464 MACHINERY AND EQUIPMENT 5000 +	-	-	-	-	16,000
100-06101-464 MACHINERY AND EQUIPMENT 0-4999.99	-	-	-	-	-
100-08250-464 INTEREST	-	-	-	-	-
TOTAL CAPITAL OUTLAY	-	-	-	-	16,000
TOTAL DEPARTMENT EXPENDITURES	59,777	123,983	119,522	14,100	194,137

**COUNTY OF MAVERICK
ANNUAL BUDGET - GENERAL FUND
2017 - 2018 ADOPTED BUDGET (UNAUDITED)**

15-16 ACTUAL	16-17 BUDGETED	PRO-FORMA ENDING 9.30.17	REQUESTED 17-18	ADOPTED 17-18
-----------------	-------------------	-----------------------------	--------------------	------------------

1 F/T EMPLOYEE

465:CONSTABLE- Prct 3-2

PERSONNEL SERVICES:

100-01010-465 ELECTED OFFICIALS	18,000	18,000	18,000	18,000	18,000
100-01045-465 OVERTIME	-	-	-	-	-
100-02060-465 CAR ALLOWANCE	-	-	-	-	-
100-02065-465 CELL PHONE ALLOWANCE	1,200	1,200	1,200	1,200	1,200
100-02051-465 LONGEVITY	-	-	-	-	-
100-02000-465 FRINGE BENEFITS	10,817	13,243	10,843	13,243	12,134
TOTAL PERSONNEL SERVICES	29,817	32,443	30,043	32,443	31,334

SUPPLIES:

100-03100-465 STATIONARY	-	-	-	200	200
100-03110-465 POSTAGE	-	-	-	-	-
100-03120-465 OPERATING SUPPLIES	-	-	-	-	-
TOTAL SUPPLIES	-	-	-	200	200

OTHER SERVICES AND CHARGES:

100-04020-465 UNIFORMS	-	-	-	-	-
100-04120-465 PROFESSIONAL SERVICES	-	-	-	-	-
100-04200-465 UTILITIES (TELEPHONE)	-	-	-	-	-
100-04264-465 MILEAGE	-	-	-	-	-
100-04410-465 VEHICLE REPAIR	419	1,500	1,500	2,000	1,500
100-04420-465 VEHICLE FUEL & OIL	1,048	1,800	300	2,000	1,800
100-04430-465 COMMUNICATIONS	-	-	-	-	-
100-04520-465 REPAIRS & MAINTENANCE BLDG	-	-	-	-	-
100-04525-465 MAINTENANCE CONTRACTS	-	-	-	-	-
100-04580-465 LEASE PAYMENTS	-	-	-	-	-
100-04810-465 DUES	-	-	-	-	-
100-08200-465 PROPERTY INSURANCE	-	-	-	-	2,000
TOTAL OTHER SERV. AND CHARGES	1,467	3,300	1,800	4,000	5,300

CAPITAL OUTLAY

100-06100-465 MACHINERY AND EQUIPMENT 5000 +	-	-	-	-	8,000
100-06101-465 MACHINERY AND EQUIPMENT 0-4999.99	-	-	-	-	-
100-08250-465 INTEREST	-	-	-	-	-
TOTAL CAPITAL OUTLAY	-	-	-	-	8,000
TOTAL DEPARTMENT EXPENDITURES	31,284	35,743	31,843	36,643	44,834

**COUNTY OF MAVERICK
ANNUAL BUDGET - GENERAL FUND
2017 - 2018 ADOPTED BUDGET (UNAUDITED)**

15-16 ACTUAL	16-17 BUDGETED	PRO-FORMA ENDING 9.30.17	REQUESTED 17-18	ADOPTED 17-18
-----------------	-------------------	-----------------------------	--------------------	------------------

1 F/T EMPLOYEE
1 P/T EMPLOYEE

466:CONSTABLE- Pract 4

PERSONNEL SERVICES:

100-01010-466 ELECTED OFFICIALS	18,000	18,000	18,000	-	18,000
100-01043-466 PART-TIME	11,193	6,522	6,522	-	11,638
100-01045-466 OVERTIME	-	-	-	-	-
100-02060-466 CAR ALLOWANCE	3,600	3,600	3,600	3,600	3,600
100-02065-466 CELL PHONE ALLOWANCE	1,200	1,200	1,200	1,200	1,200
100-02051-466 LONGEVITY	-	-	-	-	-
100-02000-466 FRINGE BENEFITS	13,616	15,520	15,520	-	15,435
TOTAL PERSONNEL SERVICES	47,609	44,842	44,842	4,800	49,873

SUPPLIES:

100-03100-466 STATION	-	-	-	-	-
100-02055-466 OPERATIONS	-	-	-	-	-
100-03110-466 POSTAGE	-	-	-	-	-
100-03120-466 OPERATING SUPPLIES	950	558	400	1,200	558
TOTAL SUPPLIES	950	558	400	1,200	558

OTHER SERVICES AND CHARGES:

100-04020-466 UNIFORMS	-	-	-	-	-
100-04120-466 PROFESSIONAL SERVICES	-	-	-	-	-
100-04200-466 UTILITIES (TELEPHONE)	-	-	-	-	-
100-04264-466 MILEAGE	-	-	-	-	-
100-04410-466 VEHICLE REPAIR	2,173	3,825	-	3,000	3,825
100-04420-466 VEHICLE FUEL & OIL	446	1,100	300	3,000	1,100
100-04430-466 COMMUNICATIONS	-	-	-	-	-
100-04520-466 REPAIRS & MAINTENANCE BLDG	-	-	-	-	-
100-04525-466 MAINTENANCE CONTRACTS	-	-	-	-	-
100-04580-466 LSE AGREE.	-	-	-	-	-
100-04810-466 DUES	-	-	-	-	-
100-08200-466 PROPERTY INSURANCE	-	-	-	-	8,000
TOTAL OTHER SERV. AND CHARGES	2,620	4,925	300	6,000	12,925

CAPITAL OUTLAY

100-06000-466 CAPITAL OUTLAY	-	-	-	-	-
100-06100-466 MACHINERY AND EQUIPMENT 5000 +	-	-	-	-	8,000
100-06101-466 MACHINERY AND EQUIPMENT 0-4999.99	-	-	-	-	-
TOTAL CAPITAL OUTLAY	-	-	-	-	8,000
TOTAL DEPARTMENT EXPENDITURES	51,179	50,325	45,542	12,000	71,356

**COUNTY OF MAVERICK
ANNUAL BUDGET - GENERAL FUND
2017 - 2018 ADOPTED BUDGET (UNAUDITED)**

15-16 ACTUAL	16-17 BUDGETED	PRO-FORMA ENDING 9.30.17	REQUESTED 17-18	ADOPTED 17-18
-----------------	-------------------	-----------------------------	--------------------	------------------

5 F/T EMPLOYEES

475:COUNTY ATTORNEY

PERSONNEL SERVICES:

100-01010-475 ELECTED OFFICIAL	40,132	40,132	40,132	-	40,132
100-01015-475 ADD. ST. SUPPL.	20,205	20,205	20,205		20,205
100-01040-475 DEPUTIES & ASSISTANTS	71,925	72,079	72,079	110,269	69,626
100-01043-475 DEPUTIES PART TIME					
100-01090-475 INVESTIGATOR	35,380	32,109	30,000		36,514
100-01110-475 ASSISTANTS				26,250	
100-01045-475 OVERTIME					
100-02051-475 LONGEVITY	1,900	1,960	1,960		770
100-02000-475 FRINGE BENEFITS	61,061	75,548	70,548	-	73,504
TOTAL PERSONNEL SERVICES	230,604	242,033	234,924	136,519	240,750

SUPPLIES:

100-03100-475 STATION	-	-	-	3,000	-
100-03110-475 POSTAGE	333	300	100	350	300
100-03120-475 OPERATING SUPPLIES	936	2,735	2,735	3,500	2,735
TOTAL SUPPLIES	1,269	3,035	2,835	6,850	3,035

OTHER SERVICES AND CHARGES:

100-04222-475 PHONE	1,535	2,100	2,100	2,500	2,100
100-04224-475 ELECTRICITY	3,042	3,500	3,500	4,000	3,500
100-04226-475 WATER	1,399	1,500	1,500	2,000	1,500
100-04261-475 TRAVEL(CONF, WORKSHOPS, ETC)	-	-	-	5,000	-
100-04264-475 MILEAGE	2,458	2,265	1,000	3,500	2,265
100-04420-475 FUEL	-	-	-	-	-
100-04410-475 VEH REPAIR MAINTENANCE	285	800	500	1,500	800
100-04550-475 RENTALS	-	-	-	1,000	-
100-04610-475 DUES	-	-	-	-	-
100-08200-475 PROPERTY INSURANCE	-	-	-	-	2,000
TOTAL OTHER SERV. AND CHARGES	8,719	10,165	8,600	19,500	12,165

CAPITAL OUTLAY

100-06131-475 IMPROVEMENTS	-	-	-	-	-
100-06130-475 BUILDING	-	-	-	-	-
100-06100-475 MACHINERY AND EQUIPMENT 5000 +	-	-	-	-	8,000
100-06101-475 MACHINERY AND EQUIPMENT 0-4999.99	-	-	-	4,999	-
TOTAL CAPITAL OUTLAY	-	-	-	4,999	8,000
TOTAL DEPARTMENT EXPENDITURES	240,592	255,233	246,359	167,868	263,950

**COUNTY OF MAVERICK
ANNUAL BUDGET - GENERAL FUND
2017 - 2018 ADOPTED BUDGET (UNAUDITED)**

15-16 ACTUAL	16-17 BUDGETED	PRO-FORMA ENDING 9.30.17	REQUESTED 17-18	ADOPTED 17-18
-----------------	-------------------	-----------------------------	--------------------	------------------

8 FT EMPLOYEES

495:COUNTY AUDITOR

PERSONNEL SERVICES:

100-01040-495 APPOINTED ASSISTANT AUDITORS	282,699	309,737	302,841	320,645
100-01060-495 TEMPORARY HELP	-	-	-	-
100-01070-495 APPOINTED OFFICIAL	70,019	70,019	70,019	70,019
100-01045-495 OVERTIME	-	-	-	-
100-02065-495 CELL ALLOWANCE	1,200	1,200	1,200	1,200
100-02051-495 LONGEVITY	1,015	1,540	1,540	1,900
100-02000-495 FRINGE BENEFITS	109,535	143,149	131,149	141,088
TOTAL PERSONNEL SERVICES	464,469	525,645	506,749	534,852

SUPPLIES:

100-03100-495 STATION	1,336	1,517	1,000	1,517	1,517
100-03110-495 POSTAGE	770	800	800	800	800
100-03120-495 OPERATING	3,068	3,228	3,228	4,000	3,228
TOTAL SUPPLIES	5,174	5,545	5,028	6,317	5,545

OTHER SERVICES AND CHARGES:

100-04222-495 PHONE / INTERNET	5,578	6,000	5,000	6,000	6,000
100-04226-495 WATER	-	-	-	-	-
100-04264-495 MILEAGE	711	1,000	500	1,000	1,000
100-04420-495 VEH FUEL & OIL	-	-	-	-	-
100-04261-495 TRAVEL	313	5,000	4,000	6,000	5,000
TRAINING	-	-	-	-	-
100-04120-495 PROF. SERV	-	-	-	-	-
100-04550-495 RENTAL	-	-	-	-	-
100-04810-495 DUES	100	500	200	500	500
TOTAL OTHER SERV. AND CHARGES	6,702	12,500	9,700	13,500	12,500

CAPITAL OUTLAY

100-06100-495 MACHINERY AND EQUIPMENT 5000 +	1,000	1,007	-	-	-
100-06101-495 MACHINERY AND EQUIPMENT 0-4999.99	-	-	-	2,000	1,007
TOTAL CAPITAL OUTLAY	1,000	1,007	-	2,000	1,007
TOTAL DEPARTMENT EXPENDITURES	477,344	544,697	521,476	21,817	553,904

**** Reimbursement from Landfill for One Accountant total 72,132 (Salary 52,321, Longevity 260, and Fringe Benefits 19,531)

**COUNTY OF MAVERICK
ANNUAL BUDGET - GENERAL FUND
2017 - 2018 ADOPTED BUDGET (UNAUDITED)**

15-16 ACTUAL	16-17 BUDGETED	PRO-FORMA ENDING 9.30.17	REQUESTED 17-18	ADOPTED 17-18
-----------------	-------------------	-----------------------------	--------------------	------------------

7 F/T EMPLOYEES

497: COUNTY TREASURER

PERSONNEL SERVICES:

100-01010-497 ELECTED OFFICIAL	48,000	48,000	48,000	48,000	48,000
100-01110-497 ASSISTANCE	158,121	149,351	157,500	156,855	156,197
100-01045-497 OVERTIME		13,000	15,000	15,000	13,000
100-02051-497 LONGEVITY	3,310	3,615	3,615	3,615	3,795
100-02000-497 FRINGE BENEFITS	73,417	101,068	101,068	-	97,077
TOTAL PERSONNEL SERVICES	282,848	315,034	325,183	223,470	318,069

SUPPLIES:

100-03100-497 STATION	5,278	8,000	7,000	12,000	8,000
100-03110-497 POSTAGE	1,298	1,635	1,135	2,000	1,635
100-03120-497 OPERATING SUPPLIES	-	-	-	-	-
TOTAL SUPPLIES	6,576	9,635	8,135	14,000	9,635

OTHER SERVICES AND CHARGES:

100-04222-497 PHONE	2,037	2,550	2,550	2,500	2,550
100-04264-497 MILEAGE	1,098	1,150	1,150	1,150	1,150
100-04525-497 MAINTENANCE CONTRACT	936	1,450	1,450	1,500	1,450
100-04550-497 RENTALS	22,908	27,000	24,000	30,000	27,000
100-04810-497 DUES	320	450	450	450	450
TOTAL OTHER SERV. AND CHARGES	27,297	32,600	29,600	35,600	32,600

CAPITAL OUTLAY

100-06100-497 MACHINERY AND EQUIPMENT 5000 +	-	-	-	-	-
100-06101-497 MACHINERY AND EQUIPMENT- 0-4999.99	-	-	-	2,000	-
TOTAL CAPITAL OUTLAY	-	-	-	2,000	-
TOTAL DEPARTMENT EXPENDITURES	318,720	357,269	382,918	275,070	350,304

COUNTY OF MAVERICK
ANNUAL BUDGET - GENERAL FUND
2017 - 2018 ADOPTED BUDGET (UNAUDITED)

	15-16 ACTUAL	16-17 BUDGETED	PRO-FORMA ENDING 9.30.17	REQUESTED 17-18	ADOPTED 17-18
499: TAX ASSESSOR COLLECTOR					
PERSONNEL SERVICES:					
100-01010-499 ELECTED OFFICIAL	48,000	48,000	48,000	48,000	48,000
100-01040-499 DEPUTIES	138,592	157,649	136,497	163,573	167,672
100-01060-499 TEMPORARY HELP	8,815	11,400	10,000	11,400	17,955
100-01045-499 OVERTIME	-	3,000	3,000	-	3,000
100-02051-499 LONGEVITY	4,095	3,215	3,215	4,095	3,455
100-02000-499 FRINGE BENEFITS	77,729	113,879	93,879	85,895	111,099
TOTAL PERSONNEL SERVICES	277,231	337,143	294,591	312,963	351,181
SUPPLIES:					
100-03100-499 STATION	2,610	2,500	2,000	3,500	2,500
100-03110-499 POSTAGE	10,522	10,700	10,700	10,700	10,700
100-03120-499 OPERATING SUPPLIES	1,529	3,000	3,000	6,000	3,000
100-03135-499 PRINTING & BINDERY	9,170	7,000	7,000	8,000	7,000
TOTAL SUPPLIES	23,831	23,200	22,700	28,200	23,200
OTHER SERVICES AND CHARGES:					
100-04222-499 PHONE	33,747	40,000	40,000	58,000	40,000
100-04224-499 ELECTRICITY	-	16,209	16,000	-	16,209
100-04226-499 WATER	-	1,450	1,350	-	1,450
100-04261-499 TRAVEL(CONF,WORKSHOPS,ETC)	1,182	1,500	1,500	3,500	1,500
100-04284-499 MILEAGE	50	200	-	200	200
100-04525-499 MAINTENANCE CONTRACTS	360	936	936	-	936
100-04550-499 RENTAL	-	-	-	-	-
100-04580-499 LEASE AGREEMENT	17,984	18,400	18,400	17,828	18,400
100-04810-499 DUES	175	500	200	500	500
TOTAL OTHER SERV. AND CHARGES	53,497	79,195	78,386	80,028	79,195
CAPITAL OUTLAY					
100-06100-499 MACHINERY & EQUIPMENT 5000+	-	-	-	-	-
100-06101-499 MACHINERY & EQUIPMENT 0-4999.99	-	-	-	1,500	-
TOTAL CAPITAL OUTLAY	-	-	-	1,500	-
TOTAL DEPARTMENT EXPENDITURES	354,559	439,538	395,677	422,691	453,576

6 F/T EMPLOYEES
2 F/T TEMP VACANCIES
2 F/T VACANCIES

**COUNTY OF MAVERICK
ANNUAL BUDGET - GENERAL FUND
2017 - 2018 ADOPTED BUDGET (UNAUDITED)**

15-16 ACTUAL	16-17 BUDGETED	PRO-FORMA ENDING 9.30.17	REQUESTED 17-18	ADOPTED 17-18
-----------------	-------------------	-----------------------------	--------------------	------------------

1 F/T EMPLOYEE

501:INFORMATION DEPARTMENT

PERSONNEL SERVICES:

100-01040-501	DEPUTIES	37,633	39,266	39,266	-	42,190
100-01130-501	CLERKS	-	-	-	-	-
100-01045-501	OVERTIME	-	-	-	-	-
100-02051-501	LONGEVITY	-	230	230	-	290
100-02000-501	FRINGE BENEFITS	13,008	16,439	16,439	-	16,333
TOTAL PERSONNEL SERVICES		50,641	55,935	55,935	-	58,813

SUPPLIES:

100-03100-501	STATION	-	600	300	600	600
100-03110-501	POSTAGE	-	300	150	300	300
100-03120-501	OPERATING SUPPLIES	10,277	4,000	2,000	4,000	4,000
100-03135-501	PRINTING & BINDERY	-	-	-	-	-
TOTAL SUPPLIES		10,277	4,900	2,450	4,900	4,900

OTHER SERVICES AND CHARGES:

100-04200-501	UTILITIES (TELEPHONE)	3,159	-	-	-	-
100-04223-501	CEL PHONES	-	3,000	2,500	3,500	3,000
100-04284-501	MILEAGE	208	700	300	700	700
100-04281-501	TRAVEL	-	1,000	-	2,000	1,000
	CONFERENCES, WORKSHOP & FEES	-	-	-	-	-
100-04580-501	SOFTWARE MTGE AGREE.	250,469	186,876	80,000	571,562	271,562
100-04810-501	DUES	-	-	-	-	-
TOTAL OTHER SERV. AND CHARGES		253,836	191,576	82,800	577,762	276,262

CAPITAL OUTLAY

100-06100-501	MACHINERY & EQUIPMENT 5000+	-	-	-	-	-
100-06101-501	MACHINERY & EQUIPMENT 0-4999.99	-	-	-	1,000	-
TOTAL CAPITAL OUTLAY		-	-	-	1,000	-
TOTAL DEPARTMENT EXPENDITURES		314,754	252,411	141,185	583,662	339,975

COUNTY OF MAVERICK
 ANNUAL BUDGET - GENERAL FUND
 2017 - 2018 ADOPTED BUDGET (UNAUDITED)

15-16 ACTUAL	16-17 BUDGETED	PRO-FORMA ENDING 9.30.17	REQUESTED 17-18	ADOPTED 17-18
-----------------	-------------------	-----------------------------	--------------------	------------------

2 F/T EMPLOYEES

505:VOTER ADMINISTRATION

PERSONNEL SERVICES:

100-01070-505 APPOINTED OFFICIAL	37,332	31,752	31,752	35,000	33,023
100-01045-505 OVERTIME		6,000	11,494	12,000	6,000
100-01049-505 ELECTIONS (PAYROLL)					
100-01130-505 CLKS	16,784	17,680	17,680	22,000	18,564
100-01060-505 TEMP EXTRA HELP				116,000	
100-02051-505 LONGEVITY	905	1,025	1,025	1,200	1,145
100-02000-505 FRINGE BENEFITS	27,137	35,868	35,868	37,895	27,604

TOTAL PERSONNEL SERVICES

82,158	92,325	97,819	224,095	86,335
--------	--------	--------	---------	--------

SUPPLIES:

100-03100-505 STATION	-	-	-	800	-
100-03110-505 POSTAGE	11,481	7,000	4,000	8,500	7,000
100-03120-505 OPERATING SUPPLIES	6,661	6,000	4,000	6,000	6,000
100-03135-505 PRINTING & BINDERY	2,567	3,000	2,000	3,000	3,000

TOTAL SUPPLIES

20,708	16,000	10,000	18,300	16,000
--------	--------	--------	--------	--------

OTHER SERVICES AND CHARGES:

100-04135-505 ELECTION EXPENSE	64,776	182,504	161,000	144,000	182,504
100-04200-505 UTILITY	148	750	-	750	750
100-04222-505 PHONE / INTERNET		1,900	1,020		1,900
100-04261-505 TRAVEL(CONF,WORKSHOPS,ETC)	262	500	500	600	500
100-04520-505 REPAIRS & MAINT					
100-04264-505 MILEAGE	4	2,680	2,500	3,000	2,680
100-04525-505 MAINT. CONTRACTS		235	235	235	235
100-04550-505 RENTAL					
100-04551-505 CHAPTER 19 EXPENDITURES	5,836				
100-04810-505 DUES					
100-04970-505 REIMBURSEMENT				3,000	

TOTAL OTHER SERV. AND CHARGES

71,125	188,569	165,255	151,585	188,569
--------	---------	---------	---------	---------

CAPITAL OUTLAY

100-06100-505 MACHINERY & EQUIPMENT 5000+	-	-	-	-	-
100-06101-505 MACHINERY & EQUIPMENT 0-4999.99	-	-	-	-	-

TOTAL CAPITAL OUTLAY

-	-	-	-	-
---	---	---	---	---

TOTAL DEPARTMENT EXPENDITURES

173,991	296,894	273,074	393,980	290,905
---------	---------	---------	---------	---------

**COUNTY OF MAVERICK
ANNUAL BUDGET - GENERAL FUND
2017 - 2018 ADOPTED BUDGET (UNAUDITED)**

15-16 ACTUAL	16-17 BUDGETED	PRO-FORMA ENDING 9.30.17	REQUESTED 17-18	ADOPTED 17-18
-----------------	-------------------	-----------------------------	--------------------	------------------

1 F/T EMPLOYEE

508:COLLECTION DEPARTMENT

PERSONNEL SERVICES:

100-01030-508	HEAD OF DEPARTMENT	13,366	-	-	-	-
100-01040-508	DEPUTIES	19,419	420	-	-	-
100-01130-508	CLERKS	-	28,018	28,018	-	28,662
	OFFICE & LABOR PART TIME				-	-
100-01045-508						
100-02051-508	LONGEVITY	1,025	-	-	-	-
100-02000-508	FRINGE BENEFITS	10,879	13,964	8,364	-	13,649
	TOTAL PERSONNEL SERVICES	44,690	42,402	36,382	-	42,311

SUPPLIES:

100-03100-508	STATION	131	500	250	-	500
100-03110-508	POSTAGE	532	1,000	1,000	-	1,000
100-03120-508	OPERATING SUPPLIES	1,191	6,385	2,000	-	6,385
100-03135-508	PRINTING & BINDERY	-	-	-	-	-
	TOTAL SUPPLIES	1,854	7,885	3,250	-	7,885

OTHER SERVICES AND CHARGES:

100-04200-508	UTILITY	1,689	-	-	-	-
100-04222-508	PHONE / INTERNET	-	1,200	1,200	-	1,200
100-04264-508	MILEAGE	-	-	-	-	-
100-04520-508	REPAIR & MAINTENANCE BLDG.	-	-	-	-	-
100-04525-508	MAINT CONTRACT	-	420	420	-	420
100-04550-508	RENTAL	-	-	-	-	-
100-04580-508	LEASE AGREEMENT	-	-	-	-	-
100-04810-508	DUES	-	-	-	-	-
	TOTAL OTHER SERV. AND CHARGES	1,689	1,620	1,620	-	1,620

CAPITAL OUTLAY

100-06100-508	MACHINERY & EQUIPMENT 5000+	5,650	-	-	-	-
100-06101-508	MACHINERY & EQUIPMENT 0-4999.99	-	-	-	-	-
	TOTAL CAPITAL OUTLAY	5,650	-	-	-	-
	TOTAL DEPARTMENT EXPENDITURES	53,882	51,907	41,252	-	51,816

COUNTY OF MAVERICK
 ANNUAL BUDGET - GENERAL FUND
 2017 - 2018 ADOPTED BUDGET (UNAUDITED)

	15-16 ACTUAL	16-17 BUDGETED	PRO-FORMA ENDING 9.30.17	REQUESTED 17-18	ADOPTED 17-18
510:COURTHOUSE					
PERSONNEL SERVICES:					
100-01140-510 CUSTODIANS	82,711	82,231	82,231	-	86,343
100-01045-510 OVERTIME					
100-02051-510 LONGEVITY	1,370	1,510	1,510		1,825
100-02000-510 FRINGE BENEFITS	44,264	53,088	53,088	-	50,947
TOTAL PERSONNEL SERVICES	128,346	136,829	136,829	-	139,115
SUPPLIES:					
100-03120-510 OPERATING SUPPLIES	40,902	34,000	34,000	-	26,000
TOTAL SUPPLIES	40,902	34,000	34,000	-	26,000
OTHER SERVICES AND CHARGES:					
100-04020-510 UNIFORMS					-
100-04222-510 PHONE	6,451	6,400	6,400	-	6,400
100-04223-510 CEL PHONES		2,000	2,000		2,000
100-04224-510 ELECTRICITY	47,077	31,100	31,100	-	31,100
100-04226-510 WATER	4,190	5,700	5,700	-	5,700
100-04520-510 REPAIR AND MAINTENANCE BLDG.	-	-	-	-	-
100-04410-510 COURTHOUSE VEHICLE REPAIR		3,000	1,500		3,000
100-04424-510 COURTHOUSE					
100-04525-510 MAINTENANCE CONTRACT	23,395	37,401	37,401	-	37,401
100-04580-510 LSE. AGREE.					
100-04410-510 VEHICLE REPAIRS					
100-04550-510 RENTAL					
Historical Jail Renovation					90,000
100-08200-510 PROPERTY INSURANCE					4,000
TOTAL OTHER SERV. AND CHARGES	81,113	85,601	84,101	-	179,601
CAPITAL OUTLAY					
100-06100-510 MACHINERY & EQUIPMENT 5000+	-	-	-	-	-
100-06101-510 MACHINERY & EQUIPMENT 0-4999.99	-	-	-	-	-
BUILDINGS	-	-	-	-	-
100-06102-510 CAPITAL OUTLAY	-	-	-	-	-
TOTAL CAPITAL OUTLAY	-	-	-	-	-
TOTAL DEPARTMENT EXPENDITURES	250,361	256,430	254,930	-	344,716

4 F/T EMPLOYEES

**COUNTY OF MAVERICK
ANNUAL BUDGET - GENERAL FUND
2017 - 2018 ADOPTED BUDGET (UNAUDITED)**

15-16 ACTUAL	16-17 BUDGETED	PRO-FORMA ENDING 9.30.17	REQUESTED 17-18	ADOPTED 17-18
-----------------	-------------------	-----------------------------	--------------------	------------------

46 FT EMPLOYEES
47 VACANCIES

560:COUNTY SHERIFF

PERSONNEL SERVICES:

100-01010-560 ELECTED OFFICIAL	50,000	50,000	50,000	50,000	50,000
100-01130-560 SHERIFF - CLERK	193,019	192,352	192,352	192,746	200,307
100-01040-560 DEPUTIES	926,435	924,367	924,367	875,096	954,960
100-01043-560 PART-TIME	-	-	-	-	-
100-01044-560 RESERVE DEPUTIES	-	-	-	-	-
100-01045-560 HOLIDAY/ OVERTIME	18,900	40,000	40,000	25,000	25,000
100-01047-560 ICE-OVERTIME INTERGOVERNMENT	3,391	5,000	200	5,000	5,000
100-01046-560 P/T DEPUTY	-	-	-	-	-
100-01050-560 SECRETARY	28,945	28,869	28,869	26,958	30,312
100-01060-560 TEM EXTRA HELP	-	-	-	-	-
100-01110-560 ADMISTRATIVE ASSISTANT	28,089	30,003	30,003	28,017	31,203
100-01090-560 INVESTIGATION	174,762	203,041	176,000	198,493	299,725
100-01097-560 TRAFFIC CONTROL	-	-	-	-	-
100-01141-560 ASSISTANCE MECHANIC	-	-	-	-	-
100-01142-560 MECHANIC	30,709	30,380	30,380	30,497	31,595
100-01170-560 DISPATCHERS	119,092	126,988	115,000	105,394	114,923
CHIEF MAINTENANCE	-	-	-	-	30,000
100-02051-560 LONGEVITY	6,685	10,795	10,565	6,685	12,250
100-02000-560 FRINGE BENEFITS	603,494	766,625	766,625	652,649	773,730
TOTAL PERSONNEL SERVICES	2,181,521	2,408,420	2,364,361	2,196,535	2,559,006

SUPPLIES:

100-03100-560 STATION	-	1,600	800	2,500	1,600
100-03110-560 POSTAGE	1,899	1,800	1,800	1,800	1,800
100-03120-560 OPERATING SUPPLIES	20,589	28,770	29,770	45,000	29,770
TOTAL SUPPLIES	22,488	33,170	32,370	49,300	33,170

OTHER SERVICES AND CHARGES:

100-03202-560 UNREIMB GRANT COST	-	-	-	-	-
100-04020-560 UNIFORMS	4,290	-	-	10,000	-
100-04033-560 INMATE TRANSFER	-	-	-	-	-
100-04015-560 TRAINING	-	3,800	3,800	1,000	3,800
100-04222-560 PHONE	53,968	63,000	63,000	45,000	63,000
100-04223-560 CEL PHONES	-	28,000	25,000	-	28,000
100-04264-560 MILEAGE	-	650	-	1,000	650
100-04405-560 VEHICLE PURCH.	-	-	-	60,000	-
100-04420-560 VEHICLE FUEL & OIL	134,516	152,967	167,000	174,400	152,967
100-04430-560 COMM-RADIOS	350	5,265	5,265	-	5,265
100-04522-560 K9- MAINTENANCE	2,033	8,100	8,100	3,500	8,100
100-04525-560 MAINTANCE CONTRACT	5,055	9,335	3,000	10,000	9,335
100-04550-560 RENTAL	-	-	-	2,400	-
100-04580-560 LSE AGREEMENT	-	-	-	-	73,445
100-08200-560 PROPERTY INSURANCE	-	-	-	-	94,000
PRIOR ADM COST	-	-	-	-	-
TOTAL OTHER SERV. AND CHARGES	200,212	271,117	275,165	307,300	438,562

CAPITAL OUTLAY

100-06100-560 MACHINERY & EQUIPMENT 5000+	-	-	-	5,000	-
100-06101-560 MACHINERY & EQUIPMENT 0-4999.99	-	3,035	3,035	-	8,035
100-08250-560 INTEREST	-	-	-	-	-
100-06130-560 BUILDING REPAIRS	-	-	-	-	-
100-06131-560 IMPROVEMENTS	-	-	-	-	-
TOTAL CAPITAL OUTLAY	-	3,035	3,035	5,000	8,035
TOTAL DEPARTMENT EXPENDITURES	2,404,221	2,715,742	2,674,931	2,558,135	3,038,773

**COUNTY OF MAVERICK
ANNUAL BUDGET - GENERAL FUND
2017 - 2018 ADOPTED BUDGET (UNAUDITED)**

	15-16 ACTUAL	16-17 BUDGETED	PRO-FORMA ENDING 9.30.17	REQUESTED 17-18	ADOPTED 17-18
561-COUNTY JAIL					
PERSONNEL SERVICES:					
100-01035-561	161,951	180,423	180,423	152,990	165,862
100-01038-561	-	-	-	-	-
100-01045-561	15,808	25,000	25,000	25,000	25,000
100-01050-561	-	-	-	-	-
100-01070-561	42,625	42,625	42,625	42,625	44,330
100-01075-561	-	-	-	-	-
100-01130-561	72,764	77,832	73,832	72,566	81,425
CLERK-FUL TIME	-	-	-	-	-
100-01131-561	-	-	-	-	-
100-01139-561	21,958	24,998	23,998	23,334	21,209
100-01140-561	18,896	20,199	19,200	18,862	26,248
100-01146-561	58,740	60,300	58,740	78,000	78,000
100-01147-561	35,511	35,511	35,511	35,511	36,931
100-01150-561	-	-	-	-	-
100-01151-561	-	-	-	-	-
100-01157-561	31,668	31,668	31,668	31,668	32,935
100-01158-561	90,170	73,212	63,212	115,482	128,141
100-01160-561	540,381	602,404	602,404	725,932	792,501
100-01161-561	33,762	31,027	31,027	31,027	32,268
100-01162-561	18,221	19,006	15,000	16,700	19,956
100-01180-561	-	-	-	-	-
100-01190-561	-	-	-	-	-
100-01192-561	-	-	-	-	-
100-02051-461	3,910	4,380	3,910	3,910	5,735
100-02000-561	444,751	613,052	613,052	539,452	660,545
TOTAL PERSONNEL SERVICES	1,591,116	1,841,637	1,819,602	1,913,059	2,151,085
SUPPLIES:					
100-03100-561	-	-	-	5,000	-
100-03110-561	2,073	3,200	3,200	1,500	3,200
100-03120-561	32,881	40,000	40,000	30,000	40,000
TOTAL SUPPLIES	34,934	43,200	43,200	36,500	43,200
OTHER SERVICES AND CHARGES:					
100-04020-561	5,783	6,200	6,200	1,800	6,200
100-04026-561	-	-	-	-	-
YEARLY INSPECTIONS TO COMPLY	-	-	-	-	-
100-04030-561	251,652	161,000	145,000	185,628	161,000
100-04033-561	18,257	43,440	33,440	43,440	43,440
100-04126-561	287,975	360,000	360,000	367,920	48,000
100-04128-561	-	-	-	-	432,000
100-04222-561	12,586	8,000	8,000	16,416	8,000
100-04223-561	-	6,500	5,000	-	6,500
100-04224-561	116,745	121,000	121,000	160,000	121,000
100-04226-561	32,931	47,000	50,000	37,000	50,000
100-04227-561	7,114	8,108	6,608	8,108	8,108
100-04264-561	-	-	-	-	-
100-04405-561	-	-	-	-	-
100-04420-561	20,612	27,215	27,215	40,236	27,215
100-04520-561	92,860	88,700	88,700	150,000	88,700
REPAIRS & MAINTENANCE EXTERIOR	-	-	-	-	-
STATE INSPECTION FACILITY REPAIR	-	-	-	-	-
100-04525-561	74,618	73,644	73,644	75,509	73,644
100-04580-561	4,831	4,900	-	4,900	4,900
100-08200-561	-	-	-	-	12,578
SCAAP EXPENSES	-	-	-	-	5,503
100-09510-561	-	-	-	-	-
TOTAL OTHER SERV. AND CHARGES	925,964	955,707	924,807	1,090,957	1,096,788
CAPITAL OUTLAY					
100-06100-561	30,687	200,000	-	8,321	200,000
100-06101-561	-	11,800	11,800	-	11,800
100-06130-561	-	-	-	-	-
100-06131-561	-	-	-	-	-
TOTAL CAPITAL OUTLAY	30,687	211,800	11,800	8,321	211,800
TOTAL DEPARTMENT EXPENDITURES	2,582,701	3,052,344	2,799,409	3,048,837	3,502,873

39 FT EMPLOYEES
2 P/T EMPLOYEE
• JOURNALISTS

**COUNTY OF MAVERICK
ANNUAL BUDGET - GENERAL FUND
2017 - 2018 ADOPTED BUDGET (UNAUDITED)**

15-16 ACTUAL	16-17 BUDGETED	PRO-FORMA ENDING 9.30.17	REQUESTED 17-18	ADOPTED 17-18
-----------------	-------------------	-----------------------------	--------------------	------------------

1 F/T EMPLOYEE
1 P/T EMPLOYEE

881:PCT 1 - ADMIN OFFICE @ LOPETEGUI PARK

PERSONNEL SERVICES:

100-01110-661 ASSISTANT	30,329	30,106	30,106	30,500	31,310
100-01130-661 CLERKS		19,987	9,987		9,282
100-01045-661 OVERTIME					
100-02051-661 LONGEVITY	185	245	245	185	305
100-02000-661 FRINGE BENEFITS	11,844	17,953	16,953	12,833	16,126
TOTAL PERSONNEL SERVICES	42,359	68,291	57,291	43,518	57,023

SUPPLIES:

100-03100-661 STATIONARY	-	-	-	-	-
100-03110-661 POSTAGE	-	-	-	-	-
100-03120-661 OPERATING SUPPLIES	5,163	5,165	5,165	9,000	5,165
100-03130-661 OTHER	-	-	-	-	-
TOTAL SUPPLIES	5,163	5,165	5,165	9,000	5,165

OTHER SERVICES AND CHARGES:

100-04200-661 UTILITY	10,840	-	-	22,000	-
100-04222-661 PHONE	1,958	7,000	7,000	6,700	7,000
100-04223-661 CEL PHONES		1,600	1,300		1,600
100-04224-661 ELECTRICITY		5,000	4,000		5,000
100-04226-661 WATER		1,800	1,400		1,800
100-04264-661 MILEAGE	-	-	-	-	-
100-04261-661 TRAVEL	937	937	937	950	937
100-04450-661 FOOD DISTRIBUTION					
100-04520-661 REPAIRS AND MAINTENANCE	1,231	1,335	1,335	2,000	1,335
100-04525-661 MAINTENANCE CONTRACTS					
100-04550-661 RENTAL					
100-04810-661 DUES					
100-08200-661 PROPERTY INSURANCE					8,000
TOTAL OTHER SERV. AND CHARGES	14,965	17,672	15,972	31,650	25,672

CAPITAL OUTLAY

100-06100-661 MACHINERY & EQUIPMENT 5000+	-	-	-	-	-
100-06101-661 MACHINERY & EQUIPMENT 0-4999.99	-	-	-	4,999	-
100-06130-661 BUILDING					
100-06131-661 IMPROVEMENTS					
TOTAL CAPITAL OUTLAY	-	-	-	4,999	-
TOTAL DEPARTMENT EXPENDITURES	62,486	91,128	78,428	89,167	87,860

**COUNTY OF MAVERICK
ANNUAL BUDGET - GENERAL FUND
2017 - 2018 ADOPTED BUDGET (UNAUDITED)**

15-16 ACTUAL	16-17 BUDGETED	PRO-FORMA ENDING 9.30.17	REQUESTED 17-18	ADOPTED 17-18
-----------------	-------------------	-----------------------------	--------------------	------------------

1 F/T EMPLOYEE

847:PCT 1 ADMIN OFFICE VFW

PERSONNEL SERVICES:

100-01110-647 ASSISTANT		22,294	22,294	23,409
100-01130-647 CLERKS				-
100-01045-647 OVERTIME				-
100-02051-647 LONGEVITY				-
100-02000-647 FRINGE BENEFITS		12,911	12,911	12,632
TOTAL PERSONNEL SERVICES		35,205	35,205	36,041

SUPPLIES:

100-03100-647 STATIONARY	-	-	-	-
100-03110-647 POSTAGE	-	-	-	-
100-03120-647 OPERATING SUPPLIES	-	-	-	-
TOTAL SUPPLIES	-	-	-	-

OTHER SERVICES AND CHARGES:

100-04200-647 UTILITY				
100-04222-647 PHONE		3,500	3,300	3,500
100-04224-647 ELECTRICITY		3,000	2,200	3,000
100-04228-647 WATER		1,800	2,300	2,300
100-04284-647 MILEAGE				
100-04261-647 TRAVEL				
100-04520-647 REPAIRS AND MAINTENANCE				
100-04525-647 MAINTENANCE CONTRACTS		420	420	420
100-04550-647 RENTAL				
100-04810-647 DUES				
TOTAL OTHER SERV. AND CHARGES	-	8,720	8,220	9,220

CAPITAL OUTLAY

100-06100-647 MACHINERY & EQUIPMENT 5000+	-	-	-	-
100-06101-647 MACHINERY & EQUIPMENT 0-4999.99	-	-	-	-
100-06130-647 BUILDING REPAIRS	-	-	-	-
100-06131-647 IMPROVEMENTS	-	-	-	-
TOTAL CAPITAL OUTLAY	-	-	-	-
TOTAL DEPARTMENT EXPENDITURES	-	43,925	43,425	45,261

**COUNTY OF MAVERICK
ANNUAL BUDGET - GENERAL FUND
2017 - 2018 ADOPTED BUDGET (UNAUDITED)**

15-16 ACTUAL	16-17 BUDGETED	PRO-FORMA ENDING 9.30.17	REQUESTED 17-18	ADOPTED 17-18
-----------------	-------------------	-----------------------------	--------------------	------------------

5 F/T EMPLOYEES

520: FOOD PANTRY

PERSONNEL SERVICES:

100-01030-520 SUPERVISOR	40,176	40,176	40,176	-	68,640
100-01130-520 CLERKS	91,490	89,642	89,642	-	75,610
100-01045-520 OVERTIME					
100-02051-520 LONGEVITY	770	1,170	1,170	-	880
100-02000-520 FRINGE BENEFITS	55,784	66,895	66,895	-	68,623

TOTAL PERSONNEL SERVICES 188,220 197,883 197,883 - 213,753

SUPPLIES:

100-03100-520 STATIONARY	-	-	-	-	-
100-03110-520 POSTAGE	-	-	-	-	-
100-03120-520 OPERATING SUPPLIES	4,405	5,376	5,376	-	5,376
OTHER	-	-	-	-	-

TOTAL SUPPLIES 4,405 5,376 5,376 - 5,376

OTHER SERVICES AND CHARGES:

UTILITY	1,477	-	-	-	-
100-04222-520 PHONE	483	3,500	3,500	-	3,500
100-04223-520 CEL PHONES	-	1,000	500	-	1,000
100-04224-520 ELECTRICITY	-	6,200	6,800	-	6,800
100-04226-520 WATER	-	2,900	2,500	-	2,900
100-04264-520 MILEAGE	-	-	-	-	-
100-04450-520 FOOD DISTRIBUTION	36,000	39,600	39,600	-	39,600
100-04520-520 REPAIRS AND MAINTENANCE	-	-	-	-	-
100-04525-520 MAINTENANCE CONTRACTS	-	420	420	-	420
RENTAL	-	-	-	-	-
PROPERTY INSURANCE	-	-	-	-	6,000
100-04810-520 DUES	-	-	-	-	-

TOTAL OTHER SERV. AND CHARGES 37,960 53,620 53,320 - 60,220

CAPITAL OUTLAY

100-06100-520 MACHINERY & EQUIPMENT 5000+	-	-	-	-	-
100-06101-520 MACHINERY & EQUIPMENT 0-4999.99	-	-	-	-	-
100-06130-520 BUILDING REPAIRS	-	-	-	-	-
100-06131-520 IMPROVEMENTS	-	-	-	-	-

TOTAL CAPITAL OUTLAY - - - - -

TOTAL DEPARTMENT EXPENDITURES 230,585 256,879 256,579 - 279,349

**COUNTY OF MAVERICK
ANNUAL BUDGET - GENERAL FUND
2017 - 2018 ADOPTED BUDGET (UNAUDITED)**

15-16 ACTUAL	16-17 BUDGETED	PRO-FORMA ENDING 9.30.17	REQUESTED 17-18	ADOPTED 17-18
-----------------	-------------------	-----------------------------	--------------------	------------------

2 F/T EMPLOYEES
1 F/T VACANCY

**663:COMMUNITY CENTER PCT 3
Commissioner Pedro Venegas**

PERSONNEL SERVICES:

100-01060-663					
100-01110-663 ASSISTANT	30,516	28,878	15,816	-	30,761
100-01140-663 CLERKS	35,295	38,650	36,650	-	42,620
100-01060-663 TEMP	-	-	-	-	-
100-01045-663 OVERTIME	-	-	-	-	-
100-02051-663 LONGEVITY	620	740	740	-	305
100-02000-663 FRINGE BENEFITS	24,878	38,650	33,650	-	38,574
TOTAL PERSONNEL SERVICES	91,309	104,918	86,856	-	112,261

SUPPLIES:

100-03100-663 STATIONARY	343	1,400	1,400	2,000	1,400
100-03110-663 POSTAGE	-	-	-	-	-
100-03120-663 OPERATING SUPPLIES	3,260	4,785	4,785	5,000	4,785
TOTAL SUPPLIES	3,602	6,185	6,185	7,000	6,185

OTHER SERVICES AND CHARGES:

100-04200-663 UTILITY	-	-	-	-	-
100-04222-663 PHONE	4,118	5,100	6,500	5,100	6,500
100-04224-663 ELECTRICITY	629	800	800	7,500	7,500
100-04226-663 WATER	-	-	-	2,400	2,400
100-04261-663 TRAVEL	1,545	2,400	2,400	2,400	2,400
100-04420-663 VEH FUEL AND OIL	427	1,400	700	2,000	1,400
100-04520-663 REP & MAINT. BUILDING	666	1,500	1,500	1,500	1,500
100-04410-663 VEH REPAIR	270	2,200	2,200	2,500	2,200
100-04550-663 RENTAL	-	-	-	-	-
100-04810-663 DUES	-	-	-	-	-
100-08200-663 PROPERTY INSURANCE	-	-	-	-	36,000
TOTAL OTHER SERV. AND CHARGES	7,655	13,400	14,100	23,400	59,900

CAPITAL OUTLAY

100-06100-663 MACHINERY & EQUIPMENT 5000+	3,100	-	-	-	-
100-06101-663 MACHINERY & EQUIPMENT 0-4999.99	-	-	-	-	-
TOTAL CAPITAL OUTLAY	3,100	-	-	-	-
TOTAL DEPARTMENT EXPENDITURES	105,667	124,503	107,141	30,400	178,346

**COUNTY OF MAVERICK
ANNUAL BUDGET - GENERAL FUND
2017 - 2018 ADOPTED BUDGET (UNAUDITED)**

15-16 ACTUAL	16-17 BUDGETED	PRO-FORMA ENDING 8.30.17	REQUESTED 17-18	ADOPTED 17-18
-----------------	-------------------	-----------------------------	--------------------	------------------

1 F/T EMPLOYEE
1 P/T EMPLOYEE

649 : PCT 2 ADMIN OFFICE

Commissioner Rosy Cantu Office

PERSONNEL SERVICES:

100-01110-649 ASSISTANT		24,638	24,638	25,870
100-01060-649 TEMP EXTRA HELP	-	-	-	10,920
100-01045-649 OVERTIME	-	-	-	-
100-02051-649 LONGEVITY	-	-	-	-
100-02000-649 FRINGE BENEFITS	-	13,432	13,432	15,322
TOTAL PERSONNEL SERVICES	-	38,070	38,070	52,112

SUPPLIES:

100-03100-649 OFFICE SUPPLIES	-	-	-	-
100-03110-649 POSTAGE	-	-	-	-
100-03120-649 OPERATING SUPPLIES	-	3,280	1,500	3,280
TOTAL SUPPLIES	-	3,280	1,500	3,280

OTHER SERVICES AND CHARGES:

100-04200-649 UTILITY	-	-	-	-
100-04222-649 PHONE	-	1,500	1,500	1,500
100-04224-649 ELECTRICITY	-	5,800	4,800	5,800
100-04226-649 WATER	-	2,000	1,900	2,000
100-04261-649 TRAVEL	-	2,400	2,400	2,400
100-04264-649 MILEAGE	-	-	-	-
100-04430-649 COMM-RADIOS	-	-	-	-
100-04520-649 REPAIRS AND MAINTENANCE BLDG	-	-	-	-
100-04525-649 MAINTENANCE CONTRACTS	-	655	655	655
100-04550-649 RENTAL	-	-	-	-
100-04810-649 DUES	-	-	-	-
TOTAL OTHER SERV. AND CHARGES	-	12,955	11,255	12,355

CAPITAL OUTLAY

100-06100-649 MACHINERY & EQUIPMENT 5000+	-	-	-	-
100-06101-649 MACHINERY & EQUIPMENT 0-4999.99	-	-	-	-
TOTAL CAPITAL OUTLAY	-	-	-	-
TOTAL DEPARTMENT EXPENDITURES	-	53,705	50,825	67,747

**COUNTY OF MAVERICK
ANNUAL BUDGET - GENERAL FUND
2017 - 2018 ADOPTED BUDGET (UNAUDITED)**

15-16 ACTUAL	16-17 BUDGETED	PRO-FORMA ENDING 9.30.17	REQUESTED 17-18	ADOPTED 17-18
-----------------	-------------------	-----------------------------	--------------------	------------------

2 F/T EMPLOYEES

651:VECTOR CONTROL

PERSONNEL SERVICES:

100-01135-651	VECTOR CONTROL	40,301	40,301	-	41,791
	SECRETARY	-	-	-	-
100-01045-651	OVERTIME	-	-	-	-
100-02051-651	LONGEVITY	-	-	-	-
100-02000-651	FRINGE BENEFITS	27,855	27,855	-	24,291
TOTAL PERSONNEL SERVICES		68,156	68,156	-	66,082

SUPPLIES:

100-03100-651	STATION	-	-	-	-
100-03110-651	POSTAGE	-	-	-	-
	PRINTING & BINDING	-	-	-	-
100-03120-651	OPERATING SUPPLIES	5,000	2,000	-	5,000
	PROF SERVICES	-	-	-	-
	BANK FEES	-	-	-	-
TOTAL SUPPLIES		5,000	2,000	-	5,000

OTHER SERVICES AND CHARGES:

	TRAINING	-	-	-	-
	UNIFORMS	-	-	-	-
	UTILITIES (TELEPHONE)	-	-	-	-
	TRAVEL OUT OF TOWN	-	-	-	-
	MILEAGE	-	-	-	-
	RENTAL	-	-	-	-
	VEHICLE REPAIR	-	-	-	-
	FUEL AND OIL	-	-	-	-
	DUES	-	-	-	-
TOTAL OTHER SERV. AND CHARGES		-	-	-	-

CAPITAL OUTLAY

	MACHINERY & EQUIPMENT 5000+	-	-	-	-
	MACHINERY & EQUIPMENT 0-4999.99	-	-	-	-
	OTHER CONTR. SERV.	-	-	-	-
TOTAL CAPITAL OUTLAY		-	-	-	-

TOTAL DEPARTMENT EXPENDITURES		73,156	70,156	-	71,082
--------------------------------------	--	---------------	---------------	----------	---------------

**COUNTY OF MAVERICK
ANNUAL BUDGET - GENERAL FUND
2017 - 2018 ADOPTED BUDGET (UNAUDITED)**

15-16 ACTUAL	16-17 BUDGETED	PRO-FORMA ENDING 9.30.17	REQUESTED 17-18	ADOPTED 17-18
-----------------	-------------------	-----------------------------	--------------------	------------------

2 F/T EMPLOYEES

652: CODE ENFORCEMENT

PERSONNEL SERVICES:

100-01152-652 SUPERVISOR		58,208	52,208	-	60,796
SECRETARY	-		-	-	
100-01045-652 OVERTIME					
100-02051-652 LONGEVITY		205	205	-	-
100-02000-652 FRINGE BENEFITS		32,515	32,515	-	31,745
TOTAL PERSONNEL SERVICES		90,928	84,928	-	92,541

SUPPLIES:

STATION			-	-	-
POSTAGE	-		-	-	-
PRINTING & BINDING			-	-	-
OPERATING SUPPLIES			-	-	-
PROF SERVICES	-		-	-	-
BANK FEES	-		-	-	-
TOTAL SUPPLIES			-	-	-

OTHER SERVICES AND CHARGES:

TRAINING			-	-	-
UNIFORMS			-	-	-
UTILITIES (TELEPHONE)	-		-	-	-
TRAVEL OUT OF TOWN			-	-	-
MILEAGE			-	-	-
RENTAL			-	-	-
VEHICLE REPAIR			-	-	-
FUEL AND OIL			-	-	-
DUES			-	-	-
TOTAL OTHER SERV. AND CHARGES			-	-	-

CAPITAL OUTLAY

MACHINERY & EQUIPMENT 5000+			-	-	-
MACHINERY & EQUIPMENT 0-4999.99			-	-	-
OTHER CONTR. SERV.			-	-	-
TOTAL CAPITAL OUTLAY			-	-	-

TOTAL DEPARTMENT EXPENDITURES		90,928	84,928	-	92,541
--------------------------------------	--	---------------	---------------	----------	---------------

**COUNTY OF MAVERICK
ANNUAL BUDGET - GENERAL FUND
2017 - 2018 ADOPTED BUDGET (UNAUDITED)**

	15-16 ACTUAL	16-17 BUDGETED	PRO-FORMA ENDING 9.30.17	REQUESTED 17-18	ADOPTED 17-18
<u>648: PARKS AND RECREATION</u>					
<u>PERSONNEL SERVICES:</u>					
SUPERVISOR			-	-	-
SECRETARY			-	-	-
FRINGE BENEFITS			-	-	-
TOTAL PERSONNEL SERVICES			-	-	-
<u>SUPPLIES:</u>					
STATION			-	-	-
POSTAGE			-	-	-
100-04226-648 WATER		35,000	35,000		35,000
100-04224-648 ELECTRICITY		48,000	45,000		48,000
PHONE / INTERNET					
CEL PHONES					
PRINTING & BINDING					
100-03120-648 OPERATING SUPPLIES					
100-31201-648 OPERATING SUPPLIES PCT 1		9,400	9,400		5,000
100-31202-648 OPERATING SUPPLIES PCT 2		10,000	5,000		5,000
100-31203-648 OPERATING SUPPLIES PCT 3		8,850	5,000		5,000
100-31204-648 OPERATING SUPPLIES PCT 4		10,000	10,000		5,000
PROF SERVICES					
BANK FEES					
TOTAL SUPPLIES		121,250	109,400		103,000
<u>OTHER SERVICES AND CHARGES:</u>					
TRAINING					
UNIFORMS					
UTILITIES (TELEPHONE)					
TRAVEL OUT OF TOWN					
MILEAGE					
RENTAL					
VEHICLE REPAIR					
100-04420-648 FUEL AND OIL					
100-04530-648 TIRE REMOVAL		57,389	57,389		100,000
DUES					
TOTAL OTHER SERV. AND CHARGES		57,389	57,389		100,000
<u>CAPITAL OUTLAY</u>					
MACHINERY & EQUIPMENT 5000+					
MACHINERY & EQUIPMENT 0-4999.99					
100-61001-648 PCT 1 MACHINERY & EQUIPMENT 5000+					
100-61011-648 PCT 1 MACHINERY & EQUIPMENT 0-4999.99		600	560		
100-61002-648 PCT 2 MACHINERY & EQUIPMENT 5000+					
100-61012-648 PCT 2 MACHINERY & EQUIPMENT 0-4999.99					
100-61003-648 PCT 3 MACHINERY & EQUIPMENT 5000+					
100-061013-648 PCT 3 MACHINERY & EQUIPMENT 0-4999.99					
100-61004-648 PCT 4 MACHINERY & EQUIPMENT 5000+					
100-061014-648 PCT 4 MACHINERY & EQUIPMENT 0-4999.99					
TOTAL CAPITAL OUTLAY		600	560		
TOTAL DEPARTMENT EXPENDITURES		179,239	167,349		203,000

**COUNTY OF MAVERICK
ANNUAL BUDGET - GENERAL FUND
2017 - 2018 ADOPTED BUDGET (UNAUDITED)**

15-16 ACTUAL	16-17 BUDGETED	PRO-FORMA ENDING 9.30.17	REQUESTED 17-18	ADOPTED 17-18
-----------------	-------------------	-----------------------------	--------------------	------------------

1 F/T EMPLOYEE

668: Boulder Ridge Pct 4 Community Center

Commissioner Roberto Ruiz Office

PERSONNEL SERVICES:

100-01050-668	SECRETARY	21,962	23,040	23,040	23,040	22,722
100-01045-668	OVERTIME					
100-02051-668	LONGEVITY		200	200		-
100-02000-668	FRINGE BENEFITS	10,459	13,321	13,321	13,321	12,499

TOTAL PERSONNEL SERVICES

32,421	36,561	36,561	36,361	35,221
---------------	---------------	---------------	---------------	---------------

SUPPLIES:

100-03100-668	OFFICE SUPPLIES					-
100-03110-668	POSTAGE					-
100-03110-668	OPERATING SUPPLIES	1,598	1,550	1,000	1,550	1,550

TOTAL SUPPLIES

1,598	1,550	1,000	1,550	1,550
--------------	--------------	--------------	--------------	--------------

OTHER SERVICES AND CHARGES:

100-04200-668	UTILITIES (ELECTRICITY/TELEPHONE)	1,024	-	-		-
100-04222-668	PHONE		2,500	2,500	2,500	2,500
100-04224-668	ELECTRICITY		3,500	2,500		3,500
100-04226-668	WATER		410	410		410
	PRINTING & BINDING					
	ADVERTISING					
	MILEAGE					-
100-04261-668	TRAVEL	2,190	2,400	2,400	2,400	2,400
	VEHICLE REPAIR					-
	FUEL AND OIL					-
100-04520-668	REPAIRS AND MAINTENANCE BLDG	448	100		100	100
	TRAVEL					
100-04525-668	MAINTENANCE CONTRACTS		420	420		420
100-04560-668	LEASE AGREEMENTS					
	RENTAL					-
	DUES					-

TOTAL OTHER SERV. AND CHARGES

3,663	9,330	8,230	5,000	9,330
--------------	--------------	--------------	--------------	--------------

CAPITAL OUTLAY

100-06130-668	BUILDING REPAIRS					-
100-06131-668	IMPROVEMENT					-
100-06100-668	MACHINERY & EQUIPMENT 5000+	-	-	-	-	-
100-06101-668	MACHINERY & EQUIPMENT 0-4999.99	-	-	-	-	-

TOTAL CAPITAL OUTLAY

-	-	-	-	-
----------	----------	----------	----------	----------

TOTAL DEPARTMENT EXPENDITURES

37,682	47,441	45,791	42,911	46,101
---------------	---------------	---------------	---------------	---------------

**COUNTY OF MAVERICK
ANNUAL BUDGET - GENERAL FUND
2017 - 2018 ADOPTED BUDGET (UNAUDITED)**

	15-16 ACTUAL	16-17 BUDGETED	PRO-FORMA ENDING 9.30.17	REQUESTED 17-18	ADOPTED 17-18
685: AGRICULTURE					
PERSONNEL SERVICES:					
100-01070-685 APPOINTED OFFICIAL	12,594	12,594	12,594	12,594	13,224
100-01130-685 CLERKS	7,304	11,050	11,050	11,050	11,603
100-01045-685 OVERTIME					
100-02080-685 CAR ALLOWANCE	5,500	5,500	5,500	5,500	5,500
100-02051-685 LONGEVITY		305	305		365
100-02000-685 FRINGE BENEFITS	2,937	4,652	4,652	4,652	6,035
TOTAL PERSONNEL SERVICES	28,335	34,101	34,101	33,796	36,726
SUPPLIES:					
100-03100-685 STATION	-	1,000	-	1,000	1,000
100-03110-685 POSTAGE	-	100	-	100	100
100-03120-685 OPERATING SUPPLY	581	2,290	2,000	2,290	2,290
TOTAL SUPPLIES	581	3,390	2,000	3,390	3,390
OTHER SERVICES AND CHARGES:					
100-04222-685 PHONE	1,050	1,800	1,600	1,800	1,800
100-04224-685 ELECTRICITY	8,594	10,000	9,000	10,000	10,000
100-04226-685 WATER	2,046	3,300	3,100	3,300	3,300
100-04264-685 MILEAGE	5,571	5,500	5,000	5,500	5,500
100-04410-685 VEHICLE REPAIR	-	-	-	-	-
100-04550-685 RENTAL	-	-	-	-	-
100-04580-685 LEASE PAYMENTS	-	-	-	-	-
100-04810-685 DUES	260	360	360	360	360
TOTAL OTHER SERV. AND CHARGES	17,522	20,960	19,060	20,960	20,960
CAPITAL OUTLAY					
100-06130-685 BUILDING REPAIRS					
100-06131-685 IMPORVEMENT					
100-06100-685 MACHINERY & EQUIPMENT 5000+					
100-06101-685 MACHINERY & EQUIPMENT 0-4999.99					
TOTAL CAPITAL OUTLAY	-	-	-	-	-
TOTAL DEPARTMENT EXPENDITURES	46,438	58,451	55,161	58,146	61,076

1 F/T EMPLOYEE
1 P/T EMPLOYEE

**COUNTY OF MAVERICK
ANNUAL BUDGET - GENERAL FUND
2017 - 2018 ADOPTED BUDGET (UNAUDITED)**

15-16 ACTUAL	16-17 BUDGETED	PRO-FORMA ENDING 9.30.17	REQUESTED 17-18	ADOPTED 17-18
-----------------	-------------------	-----------------------------	--------------------	------------------

4 F/T EMPLOYEES

589: CEMETARY

PERSONNEL SERVICES:

DIRECTOR	-	-	-	-
100-01110-589 ASSISTANTS	-	81,891	81,891	85,985
100-01045-589 OVERTIME	-	-	-	-
100-02051-589 LONGEVITY	-	995	995	1,175
100-02000-589 FRINGE BENEFITS	-	58,188	58,188	54,721
TOTAL PERSONNEL SERVICES	-	141,074	141,074	- 141,881

SUPPLIES:

100-03100-589 STATION	-	-	-	-
100-03110-589 POSTAGE	-	-	-	-
100-03120-589 OPERATING SUPPLY	4,613	7,000	3,000	7,000
TOTAL SUPPLIES	4,613	7,000	3,000	- 7,000

OTHER SERVICES AND CHARGES:

100-04224-589 ELECTRICITY	-	450	450	450
100-04226-589 WATER	-	6,800	6,800	6,800
TOTAL OTHER SERV. AND CHARGES	-	7,250	7,250	- 7,250

CAPITAL OUTLAY

100-06130-589 BUILDING REPAIRS	-	-	-	-
100-06130-589 IMPORVEMENTS	-	-	-	85,000
100-06100-589 MACHINERY & EQUIPMENT 5000+	-	-	-	-
100-06101-589 MACHINERY & EQUIPMENT 0-4999.99	-	-	-	-
TOTAL CAPITAL OUTLAY	-	-	-	85,000
TOTAL DEPARTMENT EXPENDITURES	-	148,324	148,324	- 241,131

**COUNTY OF MAVERICK
ANNUAL BUDGET - GENERAL FUND
2017 - 2018 ADOPTED BUDGET (UNAUDITED)**

15-16 ACTUAL	16-17 BUDGETED	PRO-FORMA ENDING 9.30.17	REQUESTED 17-18	ADOPTED 17-18
-----------------	-------------------	-----------------------------	--------------------	------------------

1 F/T EMPLOYEE

820:PLANNER DEPARTMENT

PERSONNEL

100-01060-820	TEMPORARY OR EXTRA HELP	-	-	-	-
100-01030-820	DEPT HEAD	40,954	41,084	41,084	42,727
100-01130-820	PLANNER CLERKS	-	-	-	-
100-04100-820	SEPTIC INSPECTOR	-	-	-	-
100-04120-820	HEALTH INSPECTOR	-	-	-	-
100-01045-820	OVERTIME	-	-	-	-
100-02051-820	LONGEVITY	295	355	355	415
100-02000-820	FRINGE BENEFITS	13,637	17,872	17,872	16,464
TOTAL PERSONNEL SERVICES		54,886	59,311	59,311	59,607

SUPPLIES

100-03100-820	STATION	10	500	250	500
100-03110-820	POSTAGE	1	100	100	100
100-03120-820	OPERATING SUPPLIES	780	1,190	1,000	1,190
TOTAL SUPPLIES		791	1,790	1,350	1,790

OTHER SERVICES AND CHARGES

100-04120-820	PROFESSIONAL SERVICES	-	2,350	-	2,350
100-04200-820	UTILITY	88	160	-	160
100-04210-820	EMS PHONE	-	-	-	-
100-04222-820	PHONE / INTERNET	1,527	1,800	1,500	1,800
100-04223-820	CEL PHONE	-	600	600	600
100-04284-820	MILEAGE	-	-	-	-
100-04420-820	VEHICLE FUEL & OIL	-	-	-	-
100-04550-820	RENTAL	-	-	-	-
100-04560-820	FLOOD DRAIN IMPR.	-	-	-	-
100-04587-820	CONSTRUCTION	-	-	-	-
100-04580-820	LEASE AGREEMENT	-	-	-	-
100-08200-820	PROPERTY INSURANCE	-	-	-	-
TOTAL OTHER SER. AND CHARGES		1,615	4,910	2,100	4,910

CAPITAL OUTLAY

100-06130-820	BUILDING REPAIRS	-	-	-	-
100-06131-820	IMPORVEMENT	-	-	-	-
100-06100-820	MACHINERY & EQUIPMENT 5000+	-	-	-	-
100-06101-820	MACHINERY & EQUIPMENT 0-4999.99	-	-	-	-
	BUILDING	-	-	-	-
TOTAL CAPITAL OUTLAY		-	-	-	-
TOTAL GENERAL FUND EXPENDITURES		57,292	66,011	62,761	66,307

**COUNTY OF MAVERICK
ANNUAL BUDGET - GENERAL FUND
2017 - 2018 ADOPTED BUDGET (UNAUDITED)**

15-16 ACTUAL	16-17 BUDGETED	PRO-FORMA ENDING 9.30.17	REQUESTED 17-18	ADOPTED 17-18
-----------------	-------------------	-----------------------------	--------------------	------------------

690:INTERGV. AGRE. CONTR. SERVICE

OTHER SERVICES AND CHARGES:

100-01095-690 SECURITY	13,881		-	-	-
100-01045-690 OVERTIME					
100-02051-690 LONGEVITY					-
100-02051-690 FRINGE BENEFITS	2,482		-	-	-
TOTAL PERSONNEL SERVICES	16,363		-	-	-
100-07050-690 FIRE PROTECTION EMS - City of EP	438,562	446,984	446,984	-	455,232
100-07070-690 QUEMADO LIBRARY	25,491	25,189	25,189	-	27,189
100-07075-690 MAVERICK COUNTY HEALTH - Camino Real	64,931	65,125	65,125	-	-
100-07080-690 EAGLE PASS LIBRARY	15,000	15,000	15,000	-	15,000
100-07085-690 UTILITY VAR. UNITS	13,962	10,550	10,550	-	10,550
100-07087-690 M.R.G.D.C.	-	-	-	-	-
100-07088-690 CEMETARIES	-	-	-	-	-
100-07090-690 VALLEY CEMETARY	4,772	5,207	5,207	-	5,206
100-07094-690 LAKE	29,760	28,800	41,000	-	26,800
100-07091-690 WATER PLANT	165,974	183,465	183,465	-	263,142
100-07095-690 CO. WIDE FIRE HYDR.	24,377	30,000	30,000	-	30,000
TOTAL OTHER SERV. AND CHARGES	782,830	808,320	822,520	-	833,119
TOTAL DEPARTMENT EXPENDITURES	799,193	808,320	822,520	-	833,119

**COUNTY OF MAVERICK
ANNUAL BUDGET - GENERAL FUND
2017 - 2018 ADOPTED BUDGET (UNAUDITED)**

15-16 ACTUAL	16-17 BUDGETED	PRO-FORMA ENDING 9.30.17	REQUESTED 17-18	ADOPTED 17-18
-----------------	-------------------	-----------------------------	--------------------	------------------

691:EXP. CONTR. SERVICE

OTHER SERVICES AND CHARGES:

100-01095-691 SECURITY	11,320	-	-	-	-
100-02000-691 FRN. BEN	2,069	-	-	-	-
100-01045-691 OVERTIME	-	-	-	-	-
100-02051-691 LONGEVITY	-	-	-	-	-
100-04120-691 PROFESSIONAL SERVICES EMERGENCIES	328,976	225,507	170,000	-	225,507
100-04810-691 DUES	-	-	-	-	-
100-04950-691 PROPERTY PAYMENTS - AIRPORT	72,855	81,044	81,044	-	82,215
TOTAL OTHER SERV. AND CHARGES	415,020	306,551	251,044	-	307,722

OTHER EXPENDITURES

100-08150-691 APPRAISAL DISTRICT	304,486	319,711	290,921	-	300,961
100-08200-691 PROPERTY, AUTO, & EQUIPMENT INSURAN WORKERS COMP EXCESS LAW ENFORCEMENT, PUBLIC OFFICIALS A	540,207	345,997	308,318	-	7,643
100-08220-691 PAUPER BURIALS	886	7,000	7,000	-	7,000
100-08215-691 FUND DEFICIT REDUCTION ROLLBACK JUDGEMENTS TO PAY	(120,125)	-	-	-	1,885,908
TOTAL OTHER EXPENDITURES	725,454	939,708	779,468	-	2,588,637
TOTAL OTHER EXPENSES	1,140,474	1,246,259	1,030,512	-	2,896,359

**COUNTY OF MAVERICK
ANNUAL BUDGET - GENERAL FUND
2017 - 2018 ADOPTED BUDGET (UNAUDITED)**

15-16 ACTUAL	16-17 BUDGETED	PRO-FORMA ENDING 9.30.17	REQUESTED 17-18	ADOPTED 17-18
-----------------	-------------------	-----------------------------	--------------------	------------------

700: MATCHING FUNDS

OTHER SERVICES AND CHARGES:

100-08270-700	TRANSFER OUT - RECORDS MGMT F269	34,729	18,353	18,353	-	-
100-09100-700	CSA MATCHING FUNDS	-	-	-	-	-
	VIOLENT CRIMES AGAINST WOMEN MATCH					17,657
	VIOLENT CRIMES AGAINST WOMEN					8,198
100-08279-700	MAV CO. BODY WORN CAMERA MATCH		4,411	4,411		
100-08281-700	TRANS OUT MAV CO. BODY WORN CAMERA		14,308	14,289		
100-08282-700	SOLID SASTE LITTER&ILLEGAL DUMP		5,000	5,000		
100-09120-700	PLANNING GRANT					
	INTERFUND TRANSFER OUT					
100-08271-700	TRANSFER OUT - CERTZ F404					
100-08273-700	TRANSFER OUT - Pre Disaster Grant	73,300				
100-08274-700	TRANSFER OUT PAYROLL	773,307				
100-08272-700	TRANSFER OUT STONE GARDEN	13,898	23,000	23,000		5,000
100-08276-700	TRANSFER OUT - BORDER STAR LBSP		10,116	10,116		7,630
100-08277-700	TRANSFER OUT - BORDER STAR MATCH LBSP		4,536	4,536		
100-08278-700	TRANSFER OUT - BORDER STAR JAG		10,749			11,429
	TRANSFER OUT - BLOCK GRANT					90,000
	COLONIAL GRANT 1					100,000
	COLONIAL GRANT 2					100,000
100-09130-700	NUTRITION MATCHING FUND	113,357	210,431	210,431		282,523
	G#3287101 Conversion to National Incident Based Reporting System					103,108
	Bullet Proof Vest Grant					20,862
	TRANSFER IN/OUT FY2017 OPSG - STONE GARDEN					175,000
	TRANSFER IN/OUT OCDEF-Organized Crime Drug Enforcement Tas					18,000
	TRANSFER OUT - GRANT SEED MONEY					
	TRANSFER OUT - Water Plant Expansion					
	TRANSFER OUT - Road and Bridge					2,155,620
100-10000-700	TRANSFER IN/OUT					
100-08275-700	TRANSFER OUT - I&S	28,476	1,363,194	1,363,194		
100-09271-700	EOC		6,900	6,875		6,900
	TOTAL OTHER SERV. AND CHARGES	1,037,067	1,670,998	1,660,205	-	3,101,926
	TOTAL DEPARTMENT EXPENDITURES	1,037,067	1,670,998	1,660,205	-	3,101,926

**COUNTY OF MAVERICK
ANNUAL BUDGET - GENERAL FUND
2017 - 2018 ADOPTED BUDGET (UNAUDITED)**

15-16 ACTUAL	16-17 BUDGETED	PRO-FORMA ENDING 9.30.17	REQUESTED 17-18	ADOPTED 17-18
-----------------	-------------------	-----------------------------	--------------------	------------------

1 F/T EMPLOYEE

621: HIDTA - CITY OF RP REIMBURSEMENT

PERSONNEL SERVICES:

DIRECTOR			-		
100-01130-621 CLERK	48,124	32,534	32,534	-	33,835
100-01045-621 OVERTIME	744	14,925	14,925	-	5,115
100-02051-621 LONGEVITY		190	190	-	245
100-02000-621 FRINGE BENEFITS	16,428	20,049	20,049	-	16,438
TOTAL PERSONNEL SERVICES	65,297	67,698	67,698	-	55,633

OTHER SERVICES AND CHARGES:

100-03120-621 OPERATING SUPPLIES					
100-03202-621 UNREIMBURSABLE GRANT COST			-		-
TOTAL OTHER SERV. AND CHARGES	0	0	0	0	0

CAPITAL OUTLAY

100-06100-621 MACHINERY & EQUIPMENT 5000+	-	-	-	-	-
100-06101-621 MACHINERY & EQUIPMENT 0-4999.99	-	-	-	-	-
BUILDING	-	-	-	-	-
TOTAL CAPITAL OUTLAY	-	-	-	-	-
TOTAL DEPARTMENT EXPENDITURES	65,297	67,698	67,698	0	55,633

**COUNTY OF MAVERICK
ANNUAL BUDGET - GENERAL FUND
2017 - 2018 ADOPTED BUDGET (UNAUDITED)**

15-16 ACTUAL	16-17 BUDGETED	PRO-FORMA ENDING 9.30.17	REQUESTED 17-18	ADOPTED 17-18
-----------------	-------------------	-----------------------------	--------------------	------------------

653: MavCo Body Worn Camera G#3193801

CAPITAL OUTLAY

100-06101-621 MACHINERY & EQUIPMENT 5000+	-	13,231	13,231	-	-
100-06101-653 MACHINERY & EQUIPMENT 0-4999.99	-	-	-	-	-

TOTAL CAPITAL OUTLAY	0	13,231	13,231	0	0
-----------------------------	----------	---------------	---------------	----------	----------

TOTAL DEPARTMENT EXPENDITURES	-	13,231	13,231.00	-	-
--------------------------------------	----------	---------------	------------------	----------	----------

664: EL INDIO COMMUNITY CENTER	34,574				
100-04975-411 ISSUE COST / FEES - TAX NOTES 2015	79,400				
100-04155-410 BANK FEES	36,740	41,000	36,000		41,000

TOTAL GENERAL FUND	14,229,088	16,886,684	15,963,915	9,333,047	21,380,526
---------------------------	-------------------	-------------------	-------------------	------------------	-------------------

COUNTY OF MAVERICK
ROAD AND BRIDGE FUND (112)
ROAD AND BRIDGE REVENUES
2017 - 2018 ADOPTED BUDGET (UNAUDITED)

15-16 ACTUAL	16-17 BUDGETED	PRO-FORMA ENDING 9.30.17	REQUESTED 17-18	ADOPTED 17-18
-----------------	-------------------	-----------------------------	--------------------	------------------

112:ROAD AND BRIDGE

REVENUES
AD VALOREM TAXES

112-01000-300 BUDGET AMENDMENT REVENUE			-	-
112-01100-300 CURRENT TAXES ***	2,280,516	1,431,541	1,431,541	-
112-01200-300 DELINQUENT M&O	112,928	129,397	57,000	-
112-01300-300 CURRENT YR PENALTY & INTEREST	30,055	32,665	16,812	-
112-01301-300 DELINQUENT PENALTY & INTEREST	45,884	50,767	23,581	-
112-01350-300 DISCOUNT	(40,148)	(42,672)	(24,604)	-
112-01351-300 DELINQUENT DISCOUNTS	-	2	(0)	-
TOTAL TAXES	2,428,735	1,601,690	1,504,330	-

INTERGOVERNMENTAL REVENUES

112-02005-300 TITLE APPLICATION FEES	49,809	45,000	30,666	45,000
112-02040-300 MOTOR VEHICLES REGISTRATION FEE	486,576	345,000	495,000	345,000
112-02090-300 ROAD AND BRIDGE FEES	242,904	400,000	242,750	400,000
112-03161-300 OTHER	139	-	473	-
112-03040-300 MOTOR VEHICLES COMMISSIONS	88,209	80,000	27,162	80,000
TOTAL COMM. GOVERNMENTAL OTHER REVI	867,537	870,000	796,251	870,000

INTERGOVERNMENTAL REVENUES

112-04015-300 LATERAL ROAD FUND	14,104	15,064	14,103	15,064
112-06020-300 INTEREST	-	-	-	-
TOTAL GOVERNMENTAL REVENUES	14,104	15,064	14,103	15,064

MISCELLANEOUS REVENUES

112-01000-300 BUDGET AMENDMENT REVENUE		23,000		23,000
112-03159-300 EQUIPMENT RENTAL REVENUE	91,958	-	-	-
112-05050-300 STREET REPAIRS/DRAINAGE	31,100	20,000	26,600	20,000
112-05051-300 USED OIL	25	50	-	50
112-05054-300 CLEAN LOT	2,640	1,100	800	1,100
112-05080-300 ANIMAL SANITATION	120	550	850	550
112-05081-300 CAGE RENTALS	-	-	-	-
112-05090-300 LIGHT PERMIT	6,150	3,700	5,000	3,700
112-03160-310 TX DOT- FEMA	-	-	-	-
112-03210-310 MISC.	-	7,298	-	7,298
112-03310-310 TX DEPT OF HOUSING	-	-	-	-
112-03312-310 MISCELLANEOUS REVENUE	425	1,100	600	1,100
112-03325-310 AIRPORT	-	-	-	-
112-08271-300 TRANSFER IN-INTERFUND	17,526	-	-	-
112-08275-300 TRANSFER IN	-	-	-	-
112-08100-310 TRANSFER FROM GEN FUND	-	-	-	2,155,620
112-08180-310 TRANSFERS LANDFILL	-	-	-	-
SURPLUS DOLLARS FY17 TREASURER'S ESTIMATE	-	-	-	796,442
112-08275-310 TRANS IN	(135)	-	-	-
TOTAL DEPARTMENT REVENUES	149,809	56,798	33,750	3,008,880
TOTAL RD & BRIDGE REVENUES	3,480,183	2,543,552	2,349,434	3,893,924

*** Total Revenues of 3,893,924 Includes \$ 796,442 of Treasurer's Estimated Cash Surplus for FY2017***

COUNTY OF MAVERICK
ROAD AND BRIDGE FUND (112)
2017 - 2018 ADOPTED BUDGET (UNAUDITED)

32 FT EMPLOYEES
9 FT VACANCIES

	15-16 ACTUAL	16-17 BUDGETED	PRO-FORMA ENDING 9.30.17	REQUESTED 17-18	ADOPTED 17-18
112:ROAD AND BRIDGE					
PERSONNEL SERVICES:					
112-01031-611 FOREMAN	46,751	44,357	44,357	-	58,000
112-01030-611 DEPT HEADS	138,657	117,531	112,036	-	122,232
ASSISTANT SUPERINTENDENT					41,600
112-01033-611 OFFICE MANAGER	33,569	32,470	32,470	-	33,769
112-01130-611 CLERKS	17,975	17,680	17,680	-	27,016
112-01034-611 LABOR-ASSIST.	253,182	261,951	229,150	-	281,468
112-01050-611 SECRETARY					-
112-01060-611 TEMP ASSISTANCE	42,597	-	-	-	-
112-01110-611 ASSISTANTS/LABORER	-	-	-	-	-
112-01136-611 CEMETARY LABORER	65,303	-	-	-	-
112-01137-611 CDL DRIVER	129,541	115,091	97,841	-	120,564
112-01139-611 HEAVY EQUIPMENT OPERATORS	78,931	198,430	163,000	-	199,840
112-01146-611 GRAPHIC ENGINEER	30,512	30,000	30,000	-	31,200
112-01152-611 CODE ENFORCEMENT	51,926	-	-	-	-
112-01143-611 CONCRETE AND SKILLED LABORER	38,590	39,320	39,320	-	41,286
112-01153-611 PARKS AND RECREATION LABORER	-	23,772	23,772	-	24,961
112-01135-611 VECTOR CONTROL	36,726	-	-	-	-
112-01141-611 MECHANIC ASSIST.	76,885	84,110	68,748	-	85,641
112-01142-611 MECHANIC & PT MECHANIC					-
112-02065-611 CELL PHONE ALLOWANCE					-
112-01045-611 OVERTIME					79,637
112-02051-611 LONGEVITY	5,455	6,750	6,555	-	8,605
112-02000-611 FRINGE BENEFITS	512,633	619,363	515,735	-	624,123
TOTAL PERSONNEL SERVICES	1,559,134	1,580,825	1,380,662	-	1,779,961
SUPPLIES:					
112-03100-611 STATIONARY	76	500	500	-	500
112-03110-611 POSTAGE	1,045	815	400	-	815
112-03120-611 OPERATING SUPPLIES	154,716	137,277	137,277	-	500,473
112-31201-611 OPERATING SUPPLIES/ ROAD MATERIALS	137,009	33,000	8,000	-	185,000
112-31202-611 OPERATING SUPPLIES/ ROAD MATERIALS	111,385	33,000	8,000	-	235,000
112-31203-611 OPERATING SUPPLIES/ ROAD MATERIALS	54,801	33,000	33,000	-	215,000
112-31204-611 OPERATING SUPPLIES/ ROAD MATERIALS	77,789	33,000	33,000	-	215,000
TOTAL SUPPLIES	536,831	270,592	218,177	-	1,351,788
OTHER SERVICES AND CHARGES:					
112-04155-625 BANK FEES					-
112-04222-611 TELEPHONE	10,706	6,225	6,225	-	6,225
112-04223-611 CEL PHONES		9,600	10,000	-	10,000
112-04224-611 ELECTRICITY R&B OFFICE ONLY	329,343	8,700	8,000	-	8,000
112-04578-611 STREET LIGHTS		297,000	297,000	-	297,000
112-04228-611 WATER	51,869	20,000	19,000	-	20,000
112-04284-611 MILEAGE	1,232	2,500	500	-	2,500
112-04525-611 MAINT.CONTR.	72,960	74,235	2,500	-	-
112-04410-611 VEHICLE REPAIR	48,746	69,895	69,895	-	69,895
112-04420-611 FUEL & OIL					-
112-04550-611 MTCE AGREEMENT	-	-	-	-	-
112-04569-611 IMPROVEMENTS-ENGINEER STUDIES W/CIT	34,213	45,000	45,000	-	45,000
112-08270-611 TRANSFER OUT	501,005	2,577	-	-	2,577
112-04580-611 LEASE AGREEMENT	-	-	-	-	55,578
112-00000-611 CONTINGENCIES					-
112-10000-611 TRANSFER IN/OUT	4,150	3,400	-	-	3,400
112-04569-611 BRIDGE STUDY		25,000	-	-	100,000
112-04810-611 DUES					-
112-08200-611 PROPERTY INSURANCE					122,000
TOTAL OTHER SERV. AND CHARGES	1,054,224	584,132	478,120	-	762,175
CAPITAL OUTLAY:					
112-61001-611 MACH & EQUIP. PCT 1 5000+					-
112-61002-611 MACH & EQUIP. PCT 2 5000+					-
112-61003-611 MACH & EQUIP. PCT 3 5000+	78,818	98,000	98,000	-	-
112-61004-611 MACH & EQUIP. PCT 4 5000+	41,263	-	-	-	-
112-61001-611 MACH & EQUIP. PCT 1 0 - 4999					-
112-61002-611 MACH & EQUIP. PCT 2 0 - 4999					-
112-61003-611 MACH & EQUIP. PCT 3 0 - 4999					-
112-61004-611 MACH & EQUIP. PCT 4 0 - 4999					-
112-06190-611 PCT#4					-
112-06130-611 BUILDING REPAIRS					-
112-06131-611 IMPROVEMENTS					-
112-06100-611 MACHINERY & EQUIPMENT 5000+	104,259	-	-	-	-
112-06101-611 MACHINERY & EQUIPMENT 0-4999.99					-
112-04155-625 BANK FEES	84	-	200	-	-
TOTAL CAPITAL OUTLAY	224,423	98,000	98,200	-	-
TOTAL ROAD & BRIDGE EXPENDITURES	3,374,612	2,543,549	2,175,159	-	3,893,924

**COUNTY OF MAVERICK
NUTRITION FUND (110)
2017 - 2018 ADOPTED BUDGET (UNAUDITED)**

	15-16 ACTUAL	16-17 BUDGETED	PRO-FORMA ENDING 9.30.17	REQUESTED 17-18	ADOPTED 17-18
110:NUTRITION					
REVENUES					
110-03000-300 TOTAL TITLE III	-	-	-	-	-
110-03001-300 STATE GRANT C I	116,756	-	-	-	-
110-03100-300 STATE GRANT C II	78,942	-	-	-	-
110-03160-300 OTHER	-	2,100	-	-	-
110-04000-300 STATE GRANT III B	10,810	205,711	89,000	-	185,612
110-04100-300 MAVERICK COUNTY GENERAL FUND	113,357	180,431	180,431	-	282,523
110-04200-300 TITLE XX MEALS ON WHEELS	128,234	113,850	108,000	-	113,850
110-04250-300 TDA GRANT	7,888	7,883	7,883	-	7,883
110-04500-300 PROGRAM INCOME	9,909	24,000	12,790	-	12,790
110-04530-300 USDA NSIP	-	-	-	-	-
CITY OF EAGLE PASS CONTRIBUTION	5,000	5,000	5,000	-	5,000
110-04550-300 TITLE XIX	-	-	-	-	-
TOTAL DEPARTMENT REVENUES	468,695	538,975	403,104	-	607,658
EXPENDITURES					
110-01070-696 HEAD OF DEPARTMENT	35,525	35,525	35,525	-	38,946
110-01060-696 TEMPORARY OR EXTRA HELP	-	-	-	-	-
110-01130-696 CLERKS	23,140	22,970	22,970	-	24,118
110-01110-696 ASSISTANTS	-	17,680	-	-	18,564
110-01190-696 COOK	93,033	79,822	97,485	-	83,813
COOKAID / DRIVERS	-	-	-	-	-
110-01200-696 DRIVER / MAINTENANCE	27,189	37,294	19,615	-	39,159
110-01045-696 OVERTIME	-	-	-	-	-
110-02051-696 LONGEVITY	3,555	3,915	3,915	-	4,275
110-02000-696 FRINGE BENEFITS	85,583	122,969	109,821	-	114,383
TOTAL PERSONNEL SERVICES	268,024	320,175	289,331	-	321,258
SUPPLIES					
110-03100-696 STATIONARY	1,415	2,000	1,500	-	2,000
110-03110-696 POSTAGE	48	535	50	-	535
110-03120-696 OPERATING SUPPLY	-	-	-	-	-
110-03135-696 PRINTING & BINDING	-	-	-	-	-
110-03310-696 COMMODITIES	-	-	-	-	-
110-03340-696 RAW FOOD	152,893	144,817	144,817	-	144,817
110-03350-696 CONSUMABLE C-I	3,028	5,000	5,000	-	5,000
110-03360-696 CONSUMABLE C-II	10,000	10,000	10,000	-	10,000
110-03400-696 FOOD RELATED C-I	5,500	5,000	3,000	-	5,000
110-03450-696 FOOD RELATED C-II	3,000	1,000	1,000	-	1,000
TOTAL SUPPLIES	175,850	168,352	165,367	-	168,352
OTHER SERVICES AND CHARGES					
110-04120-696 PROFESSIONAL SERVICES	-	2,400	2,400	-	-
110-04222-696 TELEPHONE	1,901	2,900	2,400	-	2,900
110-04224-696 ELECTRICITY	11,203	10,500	10,500	-	10,500
110-04226-696 WATER	3,865	4,300	4,300	-	4,300
110-04227-696 CABLE	1,224	1,500	1,500	-	1,500
110-04228-696 GAS-NATURAL	2,918	3,500	3,500	-	3,500
110-04260-696 TRAVEL	-	-	-	-	-
110-04262-696 CONFERENCE & SEMINARS	-	500	475	-	500
110-04263-696 MEALS/LODGING	-	-	-	-	-
110-04264-696 MILEAGE	-	500	250	-	500
110-04405-696 VEHICLE LEASE PAYMENTS	-	-	-	-	-
110-04410-696 VEHICLE REPAIR	1,264	3,000	3,000	-	3,000
110-04420-696 VEHICLE FUEL & OIL	6,369	6,465	6,465	-	6,465
DUES	-	-	-	-	-
110-04520-696 REPAIR & MAINT. BUILDING	1,945	4,000	2,000	-	4,000
110-04525-696 MAINTENANCE CONTRACT	-	-	-	-	-
110-04580-696 LEASE AGREEMENT	-	-	-	-	-
110-08200-696 PROPERTY INSURANCE	-	-	-	-	10,000
110-10000-696 TRANSFER IN/OUT	-	-	-	-	-
TOTAL OTHER SER. AND CHARGES	30,689	39,565	36,790	-	47,165
CAPITAL OUTLAY					
110-06100-696 MACHINERY & EQUIPMENT 5000+	988	-	-	-	60,000
110-06101-696 MACHINERY & EQUIPMENT 0-4999.99	-	-	-	-	-
110-06105-696 LEASE PYMTS./MACHINERY EQUIPMENT	1,418	3,000	1,500	-	3,000
110-06130-696 BUILDING REPAIRS	1,343	-	-	-	-
110-06131-696 IMPROVEMENTS	-	-	-	-	-
110-03120-697 TDA-OPERATING SUPPLIES	7,688	7,883	7,883	-	7,883
110-03100-697 STATIONARY	-	-	-	-	-
110-03340-697 RAW FOOD	-	-	-	-	-
110-08200-696 W.C. INS.LIAB.&OTH	-	-	-	-	-
TOTAL	-	-	-	-	-
TOTAL CAPITAL OUTLAY	11,436	10,883	9,383	-	70,883
TOTAL FUND EXPENDITURES	486,000	538,975	500,871	-	607,658

8 F/T EMPLOYEES
1 F/T VACANCY

**COUNTY OF MAVERICK
HEALTH DEPARTMENT (240)
2017 - 2018 ADOPTED BUDGET (UNAUDITED)**

	15-16 ACTUAL	16-17 BUDGETED	PRO-FORMA ENDING 9.30.17	REQUESTED 17-18	ADOPTED 17-18
<u>240:HEALTH DEPARTMENT</u>					
BANK BALANCE AS OF 04.30.17					
<u>REVENUES</u>					
TEXAS DEPARTMENT OF HEALTH					
240-04100-300 MAVERICK COUNTY GENERAL FUND	64,931	65,125	65,125	-	-
240-07120-300 CITY OF EAGLE PASS	-	-	-	-	-
TOTAL DEPARTMENT REVENUES	64,931	65,125	65,125	-	-
<u>EXPENDITURES</u>					
<u>PERSONNEL SERVICES</u>					
240-01030-830 HEAD OF DEPARTMENT	-	-	-	-	-
240-01040-830 DEPUTIES AND ASSISTANTS	-	-	-	-	-
240-01045-830 OVERTIME	-	-	-	-	-
240-02000-830 FRINGE BENEFITS	-	-	-	-	-
TOTAL PERSONNEL SERVICES	-	-	-	-	-
<u>SUPPLIES</u>					
240-03100-830 OFFICE SUPPLIES	-	-	-	-	-
240-03110-830 POSTAGE	-	-	-	-	-
240-03120-830 OPERATING SUPPLIES	-	-	-	-	-
TOTAL SUPPLIES	-	-	-	-	-
<u>OTHER SERVICES AND CHARGES</u>					
240-04015-830 TRAINING	-	-	-	-	-
240-04200-830 UTILITIES (TELEPHONE AND ELECTRICITY)	-	-	-	-	-
240-04222-830 TELEPHONE	-	-	-	-	-
240-04224-830 ELECTRICITY	-	-	-	-	-
240-04228-830 WATER	-	-	-	-	-
240-04520-830 REPAIRS AND MAINTENANCE	-	-	-	-	-
240-04550-830 OTHER-RENTAL	64,947	65,125	65,125	-	-
240-01000-830 TRANSFER IN/OUT	-	-	-	-	-
TOTAL OTHER SER. AND CHARGES	64,947	65,125	65,125	-	-
<u>CAPITAL OUTLAY</u>					
240-06100-830 MACHINERY & EQUIPMENT 5000+	-	-	-	-	-
240-06101-830 MACHINERY & EQUIPMENT 0-4999.99	-	-	-	-	-
240-06130-830 BUILDING	-	-	-	-	-
TOTAL CAPITAL OUTLAY	-	-	-	-	-
TOTAL FUND EXPENDITURES	64,947	65,125	65,125	-	-

0

COUNTY OF MAVERICK
 AIRPORT FUND (200)
 2017 - 2018 ADOPTED BUDGET (UNAUDITED)

15-16 ACTUAL	16-17 BUDGETED	PRO-FORMA ENDING 9.30.17	REQUESTED 17-18	ADOPTED 17-18
-----------------	-------------------	-----------------------------	--------------------	------------------

2 F/T EMPLOYEES

200: AIRPORT FUND

REVENUES

200-01000-300 BUDGET AMENDMENT REVENUE	-	-	-	-	-
200-03100-300 SALE OF ASSETS	-	-	-	-	-
200-03120-300 PRINCIPAL PAYMENT	-	-	-	-	-
200-03061-300 HANGER FEES REVENUE	3,100	4,000	2,300	-	4,000
200-03110-300 MAV. CO. ALLOCATION	72,655	81,544	81,544	-	82,215
200-08271-300 TRANSFER IN-INTERFUND	3,400	-	-	-	-
200-08020-300 INTEREST EARNED	-	-	-	-	-
TOTAL AIRPORT REVENUS	79,155	85,544	83,844	-	86,215

EXPENDITURES

PERSONNEL SERVICES

200-01140-870 CUSTODIANS	38,420	44,372	44,372	-	46,591
200-01045-870 OVERTIME	-	-	-	-	-
200-02051-870 LONGEVITY	1,050	1,170	1,170	-	1,290
200-02000-870 FRINGE BENEFITS	22,762	28,562	28,562	-	26,695
TOTAL PERSONNEL SERVICES	62,232	74,104	74,104	-	74,575

SUPPLIES

200-03100-870 OFFICE SUPPLIES	-	-	-	-	-
200-03110-870 POSTAGE	-	-	-	-	-
200-03120-870 OPERATING SUPPLIES	4,766	4,110	4,110	-	4,110
TOTAL SUPPLIES	4,766	4,110	4,110	-	4,110

OTHER SERVICES AND CHARGES

200-04120-870 PROFESSIONAL SERVICES	-	-	-	-	-
200-04200-870 UTILITIES (TELEPHONE)	-	-	-	-	-
200-04222-870 TELEPHONE	485	-	-	-	-
200-04223-870 CEL PHONES	-	700	700	-	700
200-04224-870 UTILITIES (ELECTRICTY)	-	-	-	-	-
200-04226-870 WATER	955	1,300	1,500	-	1,500
200-04264-870 MILEAGE	-	-	-	-	-
200-04350-870 LIABILITY INSURANCE	1,267	1,800	1,800	-	1,800
200-04405-870 VEHICLE LEASE PAYMENTS	-	-	-	-	-
200-04410-870 VEHICLE REPAIRS	-	-	-	-	-
200-04420-870 VEHICLE FUEL AND OIL	3,529	3,530	4,500	-	3,530
200-04520-870 REPAIRS AND MAINT	-	-	-	-	-
200-08200-870 PROPERTY INSURANCE	-	-	-	-	-
200-10000-870 TRANSFERS IN / OUT	-	-	-	-	-
TOTAL OTHER SER. AND CHARGES	6,235	7,330	8,500	-	7,530

CAPITAL OUTLAY

200-06100-870 MACHINERY & EQUIPMENT 5000+	-	-	-	-	-
200-06101-870 MACHINERY & EQUIPMENT 0-4999.99	-	-	-	-	-
200-06130-870 BUILDING REPAIRS	-	-	-	-	-
200-06131-870 IMPROVEMENTS	-	-	-	-	-
200-08250-870 INTEREST	-	-	-	-	-
200-09400-890 DEPRECIATION	3,333	-	-	-	-
TOTAL CAPITAL OUTLAY	3,333	-	-	-	-
TOTAL AIRPORT EXPENSES	76,566	85,544	86,714	-	86,215

**COUNTY OF MAVERICK
UTILITY WATER PLANT FUND 180
2017 - 2018 ADOPTED BUDGET (UNAUDITED)**

	15-16 ACTUAL	16-17 BUDGETED	PRO-FORMA ENDING 9.30.17	REQUESTED 17-18	ADOPTED 17-18
180:UTILITY WATER PLANT FUND					
REVENUES					
180-04100-300 MAVERICK COUNTY	185,974	183,465	183,485	-	283,142
180-05015-300 WATER SALES	194,314	240,000	150,000	-	170,000
180-05030-300 GARBAGE	-	-	-	-	-
180-05050-300 SEWAGE FEE	-	-	-	-	-
180-05060-300 WATER CONNECT	4,788	2,000	1,200	-	2,000
180-05070-300 PLATS	-	-	-	-	-
180-05080-300 SERVICE EXTENSION REQUEST FEE	1,400	-	-	-	-
180-05090-300 LIGHT PERMITS	-	-	-	-	-
180-03180-310 OTHER	680	-	350	-	-
180-05100-300 MAV. CO.	-	-	-	-	-
180-03180-310 OVER/SHORTAGE	-	-	0	-	-
TOTAL UTILITIES REVENUES	387,156	425,465	335,015	-	435,142
EXPENDITURES					
PERSONNEL SERVICES					
180-01030-835 DEPT. HEAD	14,994	38,480	38,480	-	40,019
180-01040-835 ASSISTANT SUPERVISOR	70,412	69,100	69,100	-	71,864
180-01110-835 SEWER ASSISTANT	27,221	35,679	18,000	-	37,296
180-01043-835 CLERK/PART TIME ATTENDATS	8,895	29,747	8,900	-	31,064
180-01050-835 SECRETARY	-	-	-	-	-
180-01045-835 OVERTIME	-	-	350	-	-
180-02051-835 LONGEVITY	1,600	1,780	1,780	-	2,195
180-02000-835 FRINGE BENEFITS	57,765	88,479	65,600	-	80,608
TOTAL PERSONNEL SERVICES	180,887	281,285	202,110	-	283,045
SUPPLIES					
180-03100-835 STATION	-	-	-	-	-
180-03102-835 BAD DEBT EXP.	-	-	-	-	-
180-03110-835 POSTAGE	2,064	1,700	1,700	-	1,700
180-03120-835 OPERATING SUPPLIES	76,530	77,280	92,886	-	77,700
TOTAL SUPPLIES	78,594	78,980	94,586	-	79,400
OTHER SERVICES AND CHARGES					
180-00000-835 CONTINGENCIES	-	-	-	-	-
180-04082-835 SAMPLING & LAB FEES	-	-	-	-	-
180-04120-835 PROFESSIONAL SERVICES	-	7,500	-	-	7,500
180-04150-835 CONTRACT LABOR (EPWWB,C, LICENSE)	-	-	-	-	-
180-04155-835 BANK FEES	-	-	-	-	-
180-04222-835 TELEPHONE	3,795	3,700	5,400	-	5,400
180-04223-835 CEL PHONES	-	1,600	600	-	1,600
180-04224-835 ELECTRICITY	39,166	40,000	38,000	-	40,000
180-04226-835 WATER-MCID#1	16,182	21,000	21,000	-	21,000
180-04264-835 MILEAGE	1,154	2,500	-	-	2,500
180-04410-835 VEHICLE REPAIR	1,230	1,500	500	-	1,500
180-04420-835 VEHICLE FUEL EXPENSE	3,201	7,000	5,000	-	7,000
180-08270-835 TRANSFER OUT-INTERFUND	-	-	-	-	-
180-04520-835 REPAIRS MAINTENANCE BLDG	-	-	-	-	-
180-04525-835 MAINTENANCE	-	420	420	-	420
180-04580-835 DEPRECIATION EXPENSE	124,951	-	-	-	-
180-04590-835 AMORTIZATION EXPENSE	19,035	-	-	-	-
180-08200-835 PROPERTY INSURANCE	-	-	-	-	5,777
180-10000-835 TRANSFERS IN / OUT	-	-	-	-	-
TOTAL OTHER SER. AND CHARGES	208,714	85,220	70,920	-	92,697
CAPITAL OUTLAY					
180-06100-835 MACHINERY & EQUIPMENT 5000+	-	-	-	-	-
180-06101-835 MACHINERY & EQUIPMENT 0-4999.99	-	-	-	-	-
180-06130-835 BUILDING	-	-	-	-	-
180-06131-835 IMPROVEMENTS	-	-	-	-	-
TOTAL CAPITAL OUTLAY	-	-	-	-	-
TOTAL UTILITY DEPT	488,195	425,485	387,616	-	435,142

5 F/T EMPLOYEES
2 P/T EMPLOYEES

**COUNTY OF MAVERICK
INTEREST AND SINKING FUND (293)
2017 - 2018 ADOPTED BUDGET (UNAUDITED)**

	15-16 ACTUAL	16-17 BUDGETED	PRO-FORMA ENDING 9.30.17	REQUESTED 17-18	ADOPTED 17-18
293:INTEREST AND SINKING					
REVENUES					
293-01100-300 CURRENT TAXES	5,214,880	1,972,821	2,361,592	-	2,379,030
293-01119-300 ISSUANCE OF BONDS	5,558	-	-	-	-
293-01200-300 DELINQUENT	-	-	-	-	-
293-01300-300 PENALTY & INTEREST	-	-	-	-	-
293-01305-300 OTHER	0	-	-	-	-
293-01310-300 PRIOR BAL	-	733,811	820,456	-	475,616
293-01350-300 DISCOUNT	-	-	-	-	-
293-08275-310 TRANSFER IN GENERAL FUND	-	1,363,194	1,363,194	-	-
293-01320-300 TRANS. IN LANDFILL	-	-	-	-	-
293-03160-300 TIPPING FEES LANDFILL AUTHORITY	-	-	-	-	-
293-08020-300 INTEREST	4,101	-	-	-	-
293-08275-300 TRANSFER-IN ADD SALES TAX	-	-	-	-	-
FUND BALANCE PREVIOUS YEARS	-	-	-	-	-
TOTAL DEPARTMENT REVENUES	5,224,540	4,069,626	4,645,242	-	2,854,646
EXPENDITURES					
CAPITAL OUTLAY					
293-03120-920 OPERATING	97	-	-	-	-
293-08250-920 INTEREST	1,754,543	1,633,944	1,633,944	-	1,497,800
293-09168-920 NEW TAN	-	-	-	-	-
293-09170-920 PRINCIPAL	2,160,000	2,435,000	2,435,000	-	1,165,000
293-09175-920 FEES	2,300	681	681	-	-
293-10000-920 TRANSFERS IN / OUT	828,476	-	-	-	-
TOTAL FUND EXPENDITURES	4,745,415	4,069,625	4,069,625	-	2,662,800
			475,616.58		
			Budget Reserved per Commissioner's Court on 8.28.17		191,846

**COUNTY OF MAVERICK
 COURTHOUSE SECURITY FUND (271)
 2017 - 2018 ADOPTED BUDGET (UNAUDITED)**

	15-16 ACTUAL	16-17 BUDGETED	PRO-FORMA ENDING 9.30.17	REQUESTED 17-18	ADOPTED 17-18
<u>271: COURTHOUSE SECURITY FUND</u>					
BANK BALANCE AS OF 04.30.17					150,223
<u>REVENUES</u>					
271-03100-300 COURTHOUSE SEC.REV	21,590	-	5,500	-	-
271-03160-300 JUSTICE COURT BUILDING SECURITY	33,228	60,000	30,000	-	60,000
TOTAL FEES	54,818	60,000	35,500	-	60,000
<u>APPROPRIATIONS</u>					
271-04155-270 BANK FEES	148	-	300	-	-
271-01085-270 SECURITY-COURTROOM BAILIFF	-	-	-	-	-
271-02000-270 FRN BEN.	-	-	-	-	-
271-04825-270 MAINTENANCE CONTRACT	-	-	-	-	-
271-03120-270 OPERATING	244	60,000	-	-	210,223
271-10000-270 TRANSFERS IN / OUT	-	-	-	-	-
271-06100-270 MACHINERY & EQUIPMENT 5000+	6,500	-	-	-	-
271-06101-270 MACHINERY & EQUIPMENT 0-4999.99	-	-	-	-	-
TOTAL FUND EXPENDITURES	6,890	60,000	300	-	210,223
TOTAL FUND EXPENDITURES	6,890	60,000	300	-	210,223

0

**COUNTY OF MAVERICK
COUNTY RECORDS MANAGEMENT AND PRESERVATION FUND (F269)
2017 - 2018 ADOPTED BUDGET (UNAUDITED)**

	15-16 ACTUAL	16-17 BUDGETED	PRO-FORMA ENDING 9.30.17	REQUESTED 17-18	ADOPTED 17-18
269:RECORDS MANAGEMENT					
BANK BALANCE AS OF 04.30.17					114,005
REVENUES					
269-01310-300 FUND BALANCE	142,392	100,000		-	
269-03180-300 FEES	142,392	70,000	110,000	-	70,000
269-03190-300 TRANSFER IN - GENERAL FUND	34,729	18,353	18,353	-	
269-08275-300 TRANSFER IN -	-			-	
269-03170-300 COUNTY REC MGMT & PRESERVATION	9,288	4,000	9,000	-	4,000
TOTAL FEES	328,801	192,353	137,353	-	74,000
PERSONAL SERVICES					
269-01110-265 ASSISTANTS	89,330	91,476	91,476	-	95,721
269-01045-265 OVERTIME					
269-02051-265 LONGEVITY	2,190	2,310	2,310		2,425
269-02000-265 FRINGE BENEFITS	40,396	55,467	55,467		51,471
TOTAL PERSONAL SERVICES	131,917	149,253	149,253	-	149,617
SUPPLIES					
269-03120-265 OPERATING SUPPLY	1,387	1,500	750		36,788
TOTAL SUPPLIES	1,387	1,500	750	-	36,788
OTHER SERVICES & CHARGES					
269-04264-265 MILEAGE	1,489	1,600	800		1,600
269-04261-265 TRAVEL					
269-04262-265 CONFERENCES					
269-04155-265 BANK FEES	162				
269-04520-265 REPAIRS & MAINTANCE					
269-04525-265 MAINTENANCE CONTRACT					
269-04550-265 RENTAL					
269-10000-265 TRANSFERS IN /OUT					
269-04580-265 LEASE AGREEMENT		40,000			
TOTAL OTHER SERVICES & CHARGES	1,651	41,600	800	-	1,600
CAPITAL OUTLAY					
269-06100-265 MACHINERY & EQUIPMENT 5000+					
269-06101-265 MACHINERY & EQUIPMENT 0-4999.99					
TOTAL CAPITAL OUTLAY	-	-	-	-	-
TOTAL FUND EXPENDITURES	134,955	192,353	150,803	-	188,005

4 F/T EMPLOYEES

County Records Management and Preservation Fund

Statutes: Local Gov't Code §§ 118.052(3)(G), 118.0546, 118.0645; Gov't Code §§ 51.317(b)(4) and (c) (1); Code Crim. Proc. Art. 102.005(f)(1); see also Local Gov't Code §203.003(6)

Ancillary funding statutes: Gov't Code §101.0611(7) (District Court); Gov't Code §101.0914(4)(G) (Statutory County Court); Gov't Code §101.1013(4)(G) (Probate Court); Gov't Code §101.1214(4)(G)(County Court)

Source: Fee for filing civil case - \$5;
Fee imposed on defendant convicted of an offense in county court, county court at law, or a district court - \$22.50

Controlled by: Commissioners Court

Purposes: Records management preservation or automation purposes in the county.

Limitations: Expenditures from the fund require prior approval of the commissioner court.

**COUNTY OF MAVERICK
TECHNOLOGY FUND (267)
2017 - 2018 ADOPTED BUDGET (UNAUDITED)**

15-16 ACTUAL	16-17 BUDGETED	PRO-FORMA ENDING 9.30.17	REQUESTED 17-18	ADOPTED 17-18
-----------------	-------------------	-----------------------------	--------------------	------------------

267:TECHNOLOGY FEES

BANK BALANCE AS OF 04.30.17 51,914

REVENUES

267-01000-300 BUDGET AMENDMENT					
267-03161-300 JUSTICE OF THE PEACE PRCT 1	834	3,500	1,700	-	3,500
267-03162-300 JUSTICE OF THE PEACE PRCT 2	4,369	3,500	5,000	-	3,500
267-03163-300 JUSTICE OF THE PEACE PRCT 3, PL1	1,717	3,500	1,750	-	3,500
267-03164-300 JUSTICE OF THE PEACE PRCT 3, PL2	833	3,500	1,000	-	3,500
267-03165-300 JUSTICE OF THE PEACE PRCT 4	3,498	3,500	4,000	-	3,500
267-03166-300 COLLECTION DEPT - TECH FEE	2,784	3,500	2,700	-	3,500
267-03167-300 COUNTY CLERK - TECH FEE	120	-	-	-	-
267-03168-300 DISTRICT CLERK- TECH FEE	1,516	-	-	-	-
TOTAL FEES	15,669	21,000	16,150	-	21,000

APPROPRIATIONS

267-03165-260 JUSTICE TECH FUND			-	-	-
267-06160-260 JP 1-CAPITAL EXPENDITURES-TRAVEL-EQUII	3,235	3,500	1,200	-	3,500
267-06170-260 JP 2-CAPITAL EXPENDITURES-TRAVEL-EQUII	718	3,500	1,500	-	3,500
267-06180-260 JP 3, PL 1-CAPITAL EXPENDITURES-TRAVEL-	1,212	3,500	2,000	-	3,500
267-06185-260 JP 3, PL 2-CAPITAL EXPENDITURES-TRAVEL-	828	3,500	1,500	-	3,500
267-06190-260 JP 4-CAPITAL EXPENDITURES-TRAVEL-EQUII	2,295	3,500	2,200	-	3,500
267-06191-260 COLLECTION DEPT - TECH FEE		3,500	-	-	3,500
267-06192-260 DISTRICT CLERK					-
267-10000-260 TRANSFERS IN / OUT					-
267-04155-260 BANK FEES	146		-	-	-
267-00000-260 CONTINGENCIES					51,914
TOTAL FUND EXPENDITURES	8,433	21,000	8,400	-	72,914

(0)

**COUNTY OF MAVERICK
MAVERICK COUNTY DETENTION CENTER
2017 - 2018 ADOPTED BUDGET (UNAUDITED)**

15-16 ACTUAL	16-17 BUDGETED	PRO-FORMA ENDING 9.30.17	REQUESTED 17-18	ADOPTED 17-18
-----------------	-------------------	-----------------------------	--------------------	------------------

410: MAVERICK COUNTY DETENTION CENTER

REVENUES

MCDC SETTLEMENT		500,000		
TRANSFER IN	147,339	-		
	<u>147,339</u>	<u>-</u>	<u>500,000</u>	<u>-</u>

EXPENDITURES

INSURANCE	-	-	-	-
410-04120-522 PROFESSIONAL SERVICES		20,000		
410-04125-522 PRISONER OPERATING	67,649	42,000		
410-04155-522 BANK FEES	15	20		
UTILITIES		-		
410-08200-522 PROPERTY INSURANCE		-		
		<u>-</u>	<u>-</u>	<u>-</u>
TOTAL FUND EXPENDITURES	<u>67,664</u>	<u>62,020</u>	<u>-</u>	<u>-</u>

**COUNTY OF MAVERICK
LAW LIBRARY
ANNUAL BUDGET
2017 - 2018 ADOPTED BUDGET (UNAUDITED)**

	15-16 ACTUAL	16-17 BUDGETED	PRO-FORMA ENDING 9.30.17	REQUESTED 17-18	ADOPTED 17-18
117: LAW LIBRARY					
BANK BALANCE AS OF 04.30.17					70,776
REVENUES					
117-04124-300 LAW LIBRARY FEES	40,907	12,500	32,000	-	12,500
117-08020-300 INTEREST	47		160		
TOTAL REVENUE FEES	40,954	12,500	32,160	-	12,500
EXPENDITURES					
117-03100-840 STATIONARY					
117-03120-840 OPERATING SUPPLY	97	12,500			83,276
117-04155-840 BANK FEES					
TOTAL EXPENDITURES	97	12,500	-	-	83,276

(0)

COUNTY OF MAVERICK
 TRUANCY FUND
 ANNUAL BUDGET
 2017 - 2018 ADOPTED BUDGET (UNAUDITED)

15-16 ACTUAL	16-17 BUDGETED	PRO-FORMA ENDING 9.30.17	REQUESTED 15-16	ADOPTED 17-18
-----------------	-------------------	-----------------------------	--------------------	------------------

411:TRUANCY FUND

REVENUES
 FEES

TOTAL REVENUE FEES


--	--	--	--	--

EXPENDITURES

STATIONARY
 OPERATING SUPPLY

TOTAL EXPENDITURES

--	--	--	--	--



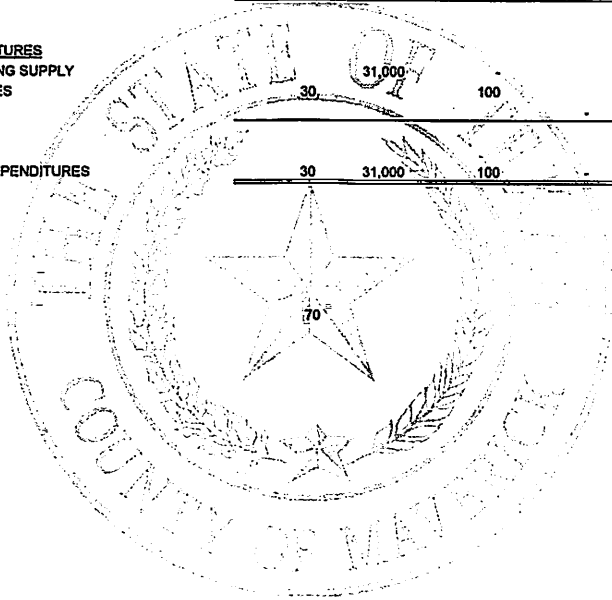
**COUNTY OF MAVERICK
 TOBACCO GRANT - CONSTABLE 4
 ANNUAL BUDGET
 2017 - 2018 ADOPTED BUDGET (UNAUDITED)**

503:TOBACCO GRANT

	15-16 ACTUAL	16-17 BUDGETED	PRO-FORMA ENDING 9.30.17	REQUESTED 15-16	ADOPTED 17-18
REVENUES					
503-08272-300 TRANSFER IN	-	-	-	-	-
503-04051-300 GRANT REVENUE 2015	-	-	-	-	-
503-04052-300 GRANT REVENUE 2016	3,750	4,125	-	-	-
503-04053-300 GRANT REVENUE 2017	-	-	-	-	-
503-04054-300 GRANT REVENUE 2018	-	-	1,500	-	-
TOTAL REVENUE FEES	3,750	4,125	1,500	-	-
EXPENDITURES					
503-03120-622 OPERATING SUPPLY - TOBACCO FY2015	-	-	-	-	-
503-03120-632 OPERATING SUPPLY - TOBACCO FY2016	3,750	4,125	-	-	-
503-03120-672 OPERATING SUPPLY - TOBACCO FY2017	-	-	-	-	-
503-03120- OPERATING SUPPLY - TOBACCO FY2018	-	-	1,500	-	-
TOTAL EXPENDITURES	3,750	4,125	1,500	-	-

**COUNTY OF MAVERICK
TORDILLO TOWER
ANNUAL BUDGET
2017 - 2018 ADOPTED BUDGET (UNAUDITED)**

	15-16 ACTUAL	16-17 BUDGETED	PRO-FORMA ENDING 9.30.17	REQUESTED 15-16	ADOPTED 17-18
F449 TORDILLO TOWER					
BANK BALANCE AS OF 04.30.17					31,167
REVENUES					
449-05030-300 TOWER LEASE REVENUE	9,600	31,000	-	-	9,600
TOTAL REVENUE FEES	9,600	31,000	-	-	9,600
EXPENDITURES					
449-03120-514 OPERATING SUPPLY		31,000			40,767
449-04155-514 BANK FEES	30		100		
TOTAL EXPENDITURES	30	31,000	100	-	40,767
					(0)



**COUNTY OF MAVERICK
E-FILE - DISTRICT CLERK
ANNUAL BUDGET
2017 - 2018 ADOPTED BUDGET (UNAUDITED)**

	15-16 ACTUAL	16-17 BUDGETED	PRO-FORMA ENDING 9.30.17	REQUESTED 15-16	ADOPTED 17-18
F132: E-FILE - DISTRICT CLERK					
BANK BALANCE AS OF 04.30.17					17,112
REVENUES					
132-03170-300 E-FILE RECOVERY DISTRICT CLERK \$2.00 FE	9,946	7,378	7,200		7,378
TOTAL REVENUE FEES	9,946	7,378	7,200	-	7,378
EXPENDITURES					
132-03120-642 OPERATING SUPPLY		1,300			18,412
132-04155-642 BANK FEES	0	78			78
	0	1,378	-	-	18,490
CAPITAL OUTLAY					
132-06100-642 MACHINERY & EQUIPMENT 5000+	-	-	-	-	-
132-06101-642 MACHINERY & EQUIPMENT 0-4999.99		6,000			6,000
TOTAL CAPITAL OUTLAY	-	6,000	-	-	6,000
TOTAL FUND EXPENDITURES	0	7,378	-	-	24,490

**COUNTY OF MAVERICK
COUNTY RECORDS PRESERVATION (F120)
ANNUAL BUDGET
2017 - 2018 ADOPTED BUDGET (UNAUDITED)**

15-16 ACTUAL	16-17 BUDGETED	PRO-FORMA ENDING 9.30.17	REQUESTED 15-16	ADOPTED 17-18
-----------------	-------------------	-----------------------------	--------------------	------------------

120:COUNTY RECORDS PRESERVATION

BANK BALANCE AS OF 04.30.17				16,639
REVENUES				
120-03170-300 COUNTY COURT RECORDS PRESERVATION ACCOUNT	10,690	9,000	9,000	9,000
TOTAL FEES	10,690	9,000	9,000	9,000
SUPPLIES				
120-03120-654 OPERATING SUPPLY		9,000		25,639
120-04155-654 BANK CHARGES	49	-	100	-
TOTAL SUPPLIES	49	9,000	100	25,639
CAPITAL OUTLAY				
MACHINERY & EQUIPMENT 5000+				
MACHINERY & EQUIPMENT 0-4999.99				
TOTAL CAPITAL OUTLAY				
TOTAL FUND EXPENDITURES	49	9,000	100	25,639

0

County Records Preservation Account

Statutes: Gov1 Code §51.708

Ancillary funding statutes: Gov1 code §101.0611(3)(D) (District Court); Gov1 Code §101.0811(7)(D) (Statutory County Court); Gov1 Code §101.1212(4) (County Court)

Source: Filing fee in civil cases filed in county court, statutory county court, and district court, not to exceed \$10.

Controlled by: Commissioners Court

Purposes: Digitize court records and preserve the records from natural disasters.

**COUNTY OF MAVERICK
CHILD ABUSE PREVENTION FUND (F122)
ANNUAL BUDGET
2017 - 2018 ADOPTED BUDGET (UNAUDITED)**

15-16 ACTUAL	16-17 BUDGETED	PRO-FORMA ENDING 9.30.17	REQUESTED 15-16	ADOPTED 17-18
-----------------	-------------------	-----------------------------	--------------------	------------------

122:CHILD ABUSE PREVENTION FUND

<u>REVENUES</u>					
122-03170-300	CHILD ABUSE PREVENTION REVENUE	0	-	-	-
TOTAL FEES		0	-	-	-
<u>SUPPLIES</u>					
122-04155-657	BANK CHARGES	0	-	-	-
TOTAL SUPPLIES		0	-	-	-
<u>CAPITAL OUTLAY</u>					
	MACHINERY & EQUIPMENT 5000+	-	-	-	-
	MACHINERY & EQUIPMENT 0-4999.99	-	-	-	-
TOTAL CAPITAL OUTLAY		-	-	-	-
TOTAL FUND EXPENDITURES		0	-	-	-

0

**COUNTY OF MAVERICK
 JUVENILE DELINQUENCY PREVENION (F123)
 ANNUAL BUDGET
 2017 - 2018 ADOPTED BUDGET (UNAUDITED)**

15-16 ACTUAL	16-17 BUDGETED	PRO-FORMA ENDING 9.30.17	REQUESTED 15-18	ADOPTED 17-18
-----------------	-------------------	-----------------------------	--------------------	------------------

123: JUVENILE DELINQUENCY PREVENTION

BANK BALANCE AS OF 04.30.17				14
REVENUES				
123-03170-300 JUVENILE DELINQUENCY PREVENTION REVENUE	10	-	4	-
TOTAL FEES	10	-	4	-
SUPPLIES				
OPERATING SUPPLY				14
BANK CHARGES	0	-	-	-
TOTAL SUPPLIES	0	-	-	14
CAPITAL OUTLAY				
MACHINERY & EQUIPMENT 5000+	-	-	-	-
MACHINERY & EQUIPMENT 0-4999.99	-	-	-	-
TOTAL CAPITAL OUTLAY	-	-	-	-
TOTAL FUND EXPENDITURES	0	-	-	14

0

**COUNTY OF MAVERICK
COUNTY FAMILY PROTECTION ACCT
ANNUAL BUDGET
2017 - 2018 ADOPTED BUDGET (UNAUDITED)**

15-16 ACTUAL	16-17 BUDGETED	PRO-FORMA ENDING 9.30.17	REQUESTED 15-16	ADOPTED 17-18
-----------------	-------------------	-----------------------------	--------------------	------------------

124: COUNTY FAMILY PROTECTION ACCT

BANK BALANCE AS OF 04.30.17				3,333
<u>REVENUES</u>				
124-03170-300 COUNTY FAMILY PROTECTION REVENUE	1,905	-	2,100	-
TOTAL FEES	1,905	-	2,100	-
<u>SUPPLIES</u>				
OPERATING SUPPLY				3,333
124-04155-645 BANK CHARGES	42	-	-	-
TOTAL SUPPLIES	42	-	-	3,333
<u>CAPITAL OUTLAY</u>				
MACHINERY & EQUIPMENT 5000+	-	-	-	-
MACHINERY & EQUIPMENT 0-4999.99	-	-	-	-
TOTAL CAPITAL OUTLAY	-	-	-	-
TOTAL FUND EXPENDITURES	42	-	-	3,333

0

**COUNTY OF MAVERICK
 JUDICIAL EFFICIENCY OF COURTS (F125)
 ANNUAL BUDGET
 2017 - 2018 ADOPTED BUDGET (UNAUDITED)**

15-16 ACTUAL	16-17 BUDGETED	PRO-FORMA ENDING 9.30.17	REQUESTED 15-16	ADOPTED 17-18
-----------------	-------------------	-----------------------------	--------------------	------------------

125: JUDICIAL EFFICIENCY OF COURTS

BANK BALANCE AS OF 04.30.17 325

REVENUES

125-03166-300 COUNTY JUDGE-JUDICIAL EFFICIENCY	68	-	210	
125-03167-300 365TH DIST JUDGE-JUDICIAL EFFICIENCY	27	-	25	
125-03168-300 293RD DIST JUDGE JUDICIAL EFFICIENCY	15	-	30	
	-	-	-	-

TOTAL FEES 110 265

SUPPLIES

OPERATING SUPPLY 325
 BANK CHARGES -

TOTAL SUPPLIES - 325

CAPITAL OUTLAY

MACHINERY & EQUIPMENT 5000+ -
 MACHINERY & EQUIPMENT 0-4999.99 -

TOTAL CAPITAL OUTLAY - -

TOTAL FUND EXPENDITURES - 325

0

**COUNTY OF MAVERICK
COUNTY CLERK RECORDS MANAGEMENT AND PRESERVATION (F128)
ANNUAL BUDGET
2017 - 2018 ADOPTED BUDGET (UNAUDITED)**

15-16 ACTUAL	16-17 BUDGETED	PRO-FORMA ENDING 9.30.17	REQUESTED 15-16	ADOPTED 17-18
-----------------	-------------------	-----------------------------	--------------------	------------------

128: COUNTY CLERK RECORDS MANAGEMENT AND PRESERVATION FUND

BANK BALANCE AS OF 04.30.17				522		
REVENUES						
126-03170-300	COUNTY CLERK REC MGMT & PRESERVATION REVENUE	265	200	320	-	200
TOTAL FEES		<u>265</u>	<u>200</u>	<u>320</u>	<u>-</u>	<u>200</u>
SUPPLIES						
	OPERATING SUPPLY	-	200	-	-	722
TOTAL SUPPLIES		<u>-</u>	<u>200</u>	<u>-</u>	<u>-</u>	<u>722</u>
CAPITAL OUTLAY						
	MACHINERY & EQUIPMENT 5000+	-	-	-	-	-
	MACHINERY & EQUIPMENT 0-4999.99	-	-	-	-	-
TOTAL CAPITAL OUTLAY		<u>-</u>	<u>-</u>	<u>-</u>	<u>-</u>	<u>-</u>
TOTAL FUND EXPENDITURES		<u>-</u>	<u>200</u>	<u>-</u>	<u>-</u>	<u>722</u>

0

County Clerk Records Management and Preservation Fund

Statutes: Local Gov't Code §§ 118.011(b)(2), 118.0218; Code Crim. Proc. Art. 102.005(f)(2); see also Local Gov't §203.003

Source: Fees for filing or recording services for non-court-related documents-not to exceed \$10 (optional, set by the county clerk)

Fee imposed on defendants convicted of offense in county court or county court at law - \$2.50 (mandatory).

Note: Effective September 1, 2019, the filing/recording maximum fee for non-court related documents will decrease from \$10 to \$5

Controlled by: County Clerk and Commissioners Court, by agreement, subject to subject to commissioners court budgetary authorization.

Purposes: Used for specific records management and preservation, including for automation purposes

**COUNTY OF MAVERICK
CONTINUING EDUCATION JUDGE & STAFF (F127)
ANNUAL BUDGET
2017 - 2018 ADOPTED BUDGET (UNAUDITED)**

15-16 ACTUAL	16-17 BUDGETED	PRO-FORMA ENDING 9.30.17	REQUESTED 15-16	ADOPTED 17-18
-----------------	-------------------	-----------------------------	--------------------	------------------

127: CONTINUING EDUCATION JUDGE & STAFF

BANK BALANCE AS OF 04.30.17				533
REVENUES				
127-03170-300 CONTINUING EDUCATION JUDGE & STAFF	295	-	465	-
TOTAL FEES	295	-	465	-
SUPPLIES				
127-03120-673 OPERATING SUPPLY				533
127-04155-673 BANK FEES	-	-	100	-
TOTAL SUPPLIES	-	-	100	533
CAPITAL OUTLAY				
MACHINERY & EQUIPMENT 5000+	-	-	-	-
MACHINERY & EQUIPMENT 0-4999.99	-	-	-	-
TOTAL CAPITAL OUTLAY	-	-	-	-
TOTAL FUND EXPENDITURES	-	-	100	533

0

**COUNTY OF MAVERICK
 FAMILY PROTECTION (F128)
 ANNUAL BUDGET
 2017 - 2018 ADOPTED BUDGET (UNAUDITED)**

15-16 ACTUAL	16-17 BUDGETED	PRO-FORMA ENDING 9.30.17	REQUESTED 15-16	ADOPTED 17-18
-----------------	-------------------	-----------------------------	--------------------	------------------

128:FAMILY PROTECTION

REVENUES

128-03170-300 FAMILY PROTECTION FEE	0	-	-	-	-
TOTAL FEES	0	-	-	-	-

SUPPLIES

OPERATING SUPPLY					
BANK FEES	0	-	-	-	-
TOTAL SUPPLIES	0	-	-	-	-

CAPITAL OUTLAY

MACHINERY & EQUIPMENT 5000+	-	-	-	-	-
MACHINERY & EQUIPMENT 0-4999.99					
TOTAL CAPITAL OUTLAY	-	-	-	-	-
TOTAL FUND EXPENDITURES	0	-	-	-	-

0

**COUNTY OF MAVERICK
 COURT INITIATED GUARDIANSHIP (F130)
 ANNUAL BUDGET
 2017 - 2018 ADOPTED BUDGET (UNAUDITED)**

15-16 ACTUAL	16-17 BUDGETED	PRO-FORMA ENDING 9.30.17	REQUESTED 15-16	ADOPTED 17-18
-----------------	-------------------	-----------------------------	--------------------	------------------

130: COURT INITIATED GUARDIANSHIP

BANK BALANCE AS OF 04.30.17				980
REVENUES				
130-03170-300 COURT INITIATED GUARDIANSHIP	400	-	840	-
TOTAL FEES	400	-	840	-
SUPPLIES				
OPERATING SUPPLY				980
BANK CHARGES	0	-	-	-
TOTAL SUPPLIES	0	-	-	980
CAPITAL OUTLAY				
MACHINERY & EQUIPMENT 5000+	-	-	-	-
MACHINERY & EQUIPMENT 0-4999.99	-	-	-	-
TOTAL CAPITAL OUTLAY	-	-	-	-
TOTAL FUND EXPENDITURES	0	-	-	980

0

**COUNTY OF MAVERICK
VITAL STATISTICS (F131)
ANNUAL BUDGET
2017 - 2018 ADOPTED BUDGET (UNAUDITED)**

15-16 ACTUAL	16-17 BUDGETED	PRO-FORMA ENDING 9.30.17	REQUESTED 15-16	ADOPTED 17-18
-----------------	-------------------	-----------------------------	--------------------	------------------

131:VITAL STATISTICS

REVENUES

131-03170-300 VITAL STATISTICS 0 - - - -

TOTAL FEES 0 - - - -

SUPPLIES

OPERATING SUPPLY 0 - - - -

BANK CHARGES 0 - - - -

TOTAL SUPPLIES 0 - - - -

CAPITAL OUTLAY

MACHINERY & EQUIPMENT 5000+ - - - -

MACHINERY & EQUIPMENT 0-4999.99 - - - -

TOTAL CAPITAL OUTLAY - - - -

TOTAL FUND EXPENDITURES 0 - - - -

0

**COUNTY OF MAVERICK
DISTRICT CLERK RECORDS MANAGEMENT AND PRESERVATION FUND (F288)
ANNUAL BUDGET
2017 - 2018 ADOPTED BUDGET (UNAUDITED)**

15-16 ACTUAL	16-17 BUDGETED	PRO-FORMA ENDING 9.30.17	REQUESTED 15-16	ADOPTED 17-18
-----------------	-------------------	-----------------------------	--------------------	------------------

F288: DISTRICT CLERK RECORDS MANAGEMENT AND PRESERVATION FUND

BANK BALANCE AS OF 04.30.17				8,699
REVENUES				
268-03170-300 DISTRICT CLERK RECORDS MANAGEMENT AND PRESERVATION REVENUE	5,583	4,700	4,900	4,700
TOTAL FEES	5,583	4,700	4,900	4,700
SUPPLIES				
268-03120-646 OPERATING SUPPLY		4,700		13,399
268-04155-646 BANK FEES	53	-	200	-
TOTAL SUPPLIES	53	4,700	200	13,399
CAPITAL OUTLAY				
MACHINERY & EQUIPMENT 5000+	-	-	-	-
MACHINERY & EQUIPMENT 0-4999.99	-	-	-	-
TOTAL CAPITAL OUTLAY	-	-	-	-
TOTAL FUND EXPENDITURES	53	4,700	200	13,399

0

**Chapter 203 Fee
District Clerk Records Management and Preservation Fund**

Statutes: Gov't Code §51.317(b)(4) and (5); Code Crim. Proc. art. 102.005(f)(2)

Ancillary funding statutes: Gov't code §101.0611(7) and (7-a)

Source: Filing fee in civil cases - varying amounts: Gov't Code §51.317(b)(4) (\$10) and (b)(5) (not to exceed \$10)

Fee imposed on defendant convicted of an offense in district court - \$2.50.

Note: Effective September 1, 2019, the archiving fee is reduced from \$10 to \$5.

Controlled by: Commissioners Court

Purposes: To pay for specific records management and preservation, including for automation purposes, on approval by the commissioners court of a budget

**COUNTY OF MAVERICK
COUNTY AND DISTRICT CLERK TECHNOLOGY FUND (F270)
ANNUAL BUDGET
2017 - 2018 ADOPTED BUDGET (UNAUDITED)**

15-16 ACTUAL	16-17 BUDGETED	PRO-FORMA ENDING 9.30.17	REQUESTED 15-16	ADOPTED 17-18
-----------------	-------------------	-----------------------------	--------------------	------------------

F270: COUNTY AND DISTRICT CLERK TECHNOLOGY FUND

BANK BALANCE AS OF 04.30.17				860
REVENUES				
270-03167-300 TECHNOLOGY REVENUE - COUNTY	0	150		150
270-03168-300 TECHNOLOGY REVENUE - DISTRICT	466	150	600	150
TOTAL FEES	466	300	600	300
SUPPLIES				
BANK FEES			100	
OPERATING SUPPLY	-	300	-	1,160
TOTAL SUPPLIES	-	300	100	1,160
CAPITAL OUTLAY				
MACHINERY & EQUIPMENT 5000+	-	-	-	-
MACHINERY & EQUIPMENT 0-4999.99	-	-	-	-
TOTAL CAPITAL OUTLAY	-	-	-	-
TOTAL FUND EXPENDITURES	-	300	100	1,160

0

COUNTY AND DISTRICT CLERK TECHNOLOGY FUND

Statutes: Code crim. Proc. art. 102.0169

Ancillary funding statutes: Gov't Code §102.041(4) (District Court); Gov't Code §102.061(4) (Statutory County Court); Gov't Code §102.081(4) (County Court)

Source: Fee assessed against those convicted of a criminal offense in a county court, statutory county court, or district court - \$4.

Controlled by: Commissioners Court

Purposes: To pay the cost of continuing education and training for county court, statutory county court, or district court judges and clerks regarding technological enhancements; purchase and maintenance of technological enhancements including: computer systems, networks, hardware and software; imaging systems; electronic kiosks; and docket management systems.

**COUNTY OF MAVERICK
 COURT RECORDS ARCHIVE FEE - DISTRICT CLERK
 ANNUAL BUDGET
 2017 - 2018 ADOPTED BUDGET (UNAUDITED)**

15-16 ACTUAL	16-17 BUDGETED	PRO-FORMA ENDING 9.30.17	REQUESTED 15-16	ADOPTED 17-16
-----------------	-------------------	-----------------------------	--------------------	------------------

F172 COURT RECORDS ARCHIVE FEE - DISTRICT CLERK

REVENUES

COURT RECORDS ARCHIVE FEE - DISTRICT CLERK

-	-	-	-	-
---	---	---	---	---

TOTAL FEES

-	-	-	-	-
---	---	---	---	---

SUPPLIES

OPERATING SUPPLY

-	-	-	-	-
---	---	---	---	---

TOTAL SUPPLIES

-	-	-	-	-
---	---	---	---	---

CAPITAL OUTLAY

MACHINERY & EQUIPMENT 5000+

MACHINERY & EQUIPMENT 0-4999.99

-	-	-	-	-
---	---	---	---	---

TOTAL CAPITAL OUTLAY

-	-	-	-	-
---	---	---	---	---

TOTAL FUND EXPENDITURES

-	-	-	-	-
---	---	---	---	---

0

COURT RECORDS ARCHIVE FEE

Statutes: Gov't Code §51.317(b)(4) and (5); Code Crim. Proc. art. 102.005 (f)(2)

Ancillary funding statutes: Gov't Code §§101.0611(7) and (7-a)

Source: Filing fees in civil - varying amounts: Gov't Code §51.317(b)(4) (\$10) and (b)(5) (not to exceed \$10)

Fee imposed on defendant convicted of an offense in district court - \$2.50.

Note: Effective September 1, 2019, the archiving fee is reduced from \$10 to \$5.

Controlled by: Commissioners Court

Purposes: To pay for specific records management and preservation, including, for automation purposes, on approval by the commissioners court of a budget.

Interpretation: GA-1063 (2014): The fee imposed under Code Crim. Proc. Art. 102.005 applies to a defendant convicted of an offense in a county-level court.

See Attachment A (Pg 111)

**COUNTY OF MAVERICK
COUNTY CLERK RECORDS ARCHIVE ACCOUNT
ANNUAL BUDGET
2017 - 2018 ADOPTED BUDGET (UNAUDITED)**

15-16 ACTUAL	16-17 BUDGETED	PRO-FORMA ENDING 9.30.17	REQUESTED 15-16	ADOPTED 17-18
-----------------	-------------------	-----------------------------	--------------------	------------------

F173 COUNTY CLERK RECORDS ARCHIVE ACCOUNT

REVENUES

CO CLERK RECORDS ARCHIVE ACCOUNT
REVENUE

-	-	-	-	-
---	---	---	---	---

TOTAL FEES

-	-	-	-	-
---	---	---	---	---

SUPPLIES

OPERATING SUPPLY

-	-	-	-	-
---	---	---	---	---

TOTAL SUPPLIES

-	-	-	-	-
---	---	---	---	---

CAPITAL OUTLAY

MACHINERY & EQUIPMENT 5000+

-	-	-	-	-
---	---	---	---	---

MACHINERY & EQUIPMENT 0-4999.99

-	-	-	-	-
---	---	---	---	---

TOTAL CAPITAL OUTLAY

-	-	-	-	-
---	---	---	---	---

TOTAL FUND EXPENDITURES

-	-	-	-	-
---	---	---	---	---

0

COUNTY CLERK RECORDS ARCHIVE ACCOUNT

Statutes: Local Gov't Code §§118.011(f), 118.025

Source: Fees paid for recording or filing services, set by the commissioners court, not to exceed \$10. Optional, set by the commissioners court. Accrued interest remains with this account.

Note: Effective September 1, 2019, the filing/recording maximum fee will decrease from \$10 to \$5.

Controlled by: County Clerk and Commissioners Court, by agreement, subject to annual public hearing and commissioners court budgetary authorization.

Purposes: Monies may be expended only for the preservation and restoration service performed by the county clerk in connection with maintaining a county clerk's records archive on public documents designated by the county clerk as part of the records archive. The monies may not be used to purchase, lease, or develop computer software to geographically index public records, excluding indexing public records by lot and block description.

Additional Requirements: Fee set by commissioners court as part of budget process. County clerk designates public documents that are part of records archive and prepares plan to pay for preservation and restoration of records archive, subject to approval by the commissioners court. Public hearing required.

See Attachment B (Pg 113)

COUNTY OF MAVERICK

ANNUAL BUDGET
2017 - 2018 ADOPTED BUDGET (UNAUDITED)

15-16 ACTUAL	16-17 BUDGETED	PRO-FORMA ENDING 9.30.17	REQUESTED 15-16	ADOPTED 17-18
-----------------	-------------------	-----------------------------	--------------------	------------------

272 CONSTRUCTION IN PROGRESS - WATER PLANT

REVENUES

INTEREST RECEIVABLE - INVESTMENTS
INTEREST
APPROPRIATIONS-CAPITAL OUTLAY
OTHER FINANCING SOURCES - BOND
PROCEEDS
OTHER FINANCING SOURCES - BOND
PROCEEDS
TRANSFER IN
OTHER

-	-	-	-	-
-	-	-	-	-

TOTAL FEES

OTHER SERVICES AND CHARGES;

MOBILIZATION AND BONDS
WATER TREATMENT PLANT IMPROVEMENTS
CLEANUP, RESTORATION AND RETAINAGE
RESIDENT INSPECTION
CONSTRUCTION STAKING
GEOTECHNICAL MATERIAL TESTING
POST-CONSTRUCTION SERVICES
O&M MANUALS
SPECIAL ASSESMENT DEBT
TRANSFERS OUT
APPROPRIATIONS TRANSFERS OUT
OPERATING

-	-	-	-	-
-	-	-	-	-

TOTAL SUPPLIES

CAPITAL OUTLAY

MACHINERY & EQUIPMENT 5000+
MACHINERY & EQUIPMENT 0-4999.99

-	-	-	-	-
-	-	-	-	-

TOTAL CAPITAL OUTLAY

TOTAL FUND EXPENDITURES

-	-	-	-	-
-	-	-	-	-

0

**COUNTY OF MAVERICK
 ABANDONED VEHICLES
 ANNUAL BUDGET
 2017 - 2018 ADOPTED BUDGET (UNAUDITED)**

15-16 ACTUAL	16-17 BUDGETED	PRO-FORMA ENDING 9.30.17	REQUESTED 15-16	ADOPTED 17-16
-----------------	-------------------	-----------------------------	--------------------	------------------

F164 ABANDONED VEHICLES

REVENUES

ABANDONED VEHICLES REVENUE	-	-	-	-
TOTAL FEES	-	-	-	-

SUPPLIES

OPERATING SUPPLY	-	-	-	-
TOTAL SUPPLIES	-	-	-	-

CAPITAL OUTLAY

MACHINERY & EQUIPMENT 5000+	-	-	-	-
MACHINERY & EQUIPMENT 0-4999.99	-	-	-	-
TOTAL CAPITAL OUTLAY	-	-	-	-
TOTAL FUND EXPENDITURES	-	-	-	-

0

COUNTY OF MAVERICK
 PROPOSED SALARIES
 2017 - 2018 ADOPTED BUDGET (UNAUDITED)

DEPARTMENT	APPROVED SALARIES 17-18	FICA 7.65%	RETIREMENT 9.57%	WC 8.35% 3.79% 4.62%	HOSPITAL 666.67	TEC 100	PLUS FRINGE BENEFITS	TOTAL PERSONNEL COSTS
<u>400: COUNTY JUDGE & COMMISSIONERS</u>								
COUNTY JUDGE	50,000	3,825	4,785	1,070	8,000	100	17,780	67,780
ADDITIONAL STATE FUND	25,200	1,928	2,412	539	0	0	4,879	30,079
SECRETARY	28,446	2,176	2,722	609	8,000	100	13,607	42,053
ADMINISTRATIVE ASSISTANT	35,360	2,705	3,384	757	8,000	100	14,946	50,306
COMMISSIONER PRECT 1	25,012	1,913	2,394	535	8,000	100	12,942	37,954
COMMISSIONER PRECT 2	25,012	1,913	2,394	535	8,000	100	12,942	37,954
COMMISSIONER PRECT 3	25,012	1,913	2,394	535	78	100	5,020	30,032
COMMISSIONER PRECT 4	25,012	1,913	2,394	535	8,000	100	12,942	37,954
Part Time	15,600	1,193	1,493	334		100	3,120	18,720
CAR ALLOWANCE	33,156	2,536	3,173	710	0	0	6,419	39,575
CELL ALLOWANCE	6,000	459	574	128	0	0	1,162	7,162
TEMPORARY EXTRA HELP	0	0	0	0	0	0	0	0
	293,810	22,476	28,118	6,288	48,078	800	105,760	399,570
<u>401: IT-MEDIA TECH</u>								
IT-MEDIA TECH	26,033	1,992	2,491	557	8,000	100	13,140	39,173
	26,033	1,992	2,491	557	8,000	100	13,140	39,173
<u>402: HUMAN RESOURCES</u>								
DIRECTOR	49,008	3,749	4,690	1,049	78	100	9,666	58,674
ASSISTANT	23,412	1,791	2,241	501	8,000	100	12,633	36,045
	72,420	5,540	6,931	1,550	8,078	200	22,299	94,719
<u>403: COUNTY CLERK</u>								
COUNTY CLERK	50,000	3,825	4,785	1,070	8,000	100	17,780	67,780
CLERK	25,640	1,961	2,454	549	8,000	100	13,064	38,704
CLERK	18,564	1,420	1,777	397	8,000	100	11,694	30,258
CLERK	21,534	1,647	2,061	461	8,000	100	12,269	33,803
CLERK	18,564	1,420	1,777	397	8,000	100	11,694	30,258
	134,302	10,274	12,853	2,874	40,000	500	66,501	200,803
<u>405: VETERANS</u>								
VETERANS SERVICE OFFICER	31,595	2,417	3,024	676	8,000	100	14,217	45,812
	31,595	2,417	3,024	676	8,000	100	14,217	45,812
<u>406: DISTRICT JUDGE</u>								
293 DISTRICT JUDGE	9,300	711	890	199		100	1,900	11,200
CAR ALLOWANCE	6,000	459	574	128			1,162	7,162
	93,880	7,182	8,984	2,009	8,000	100	26,275	120,155
	99,987	7,649	9,569	2,140	8,000	100	27,457	127,444
	56,948	4,357	5,450	1,219	8,000	100	19,125	76,074
	39,083	2,990	3,740	836	8,000	100	15,687	54,750
	29,307	2,242	2,805	627	8,000	100	13,774	43,081
	34,840	2,665	3,334	746	8,000	100	14,845	49,685
	369,345	28,255	35,346	7,904	48,000	700	120,205	489,551
<u>434: DISTRICT JUDGE</u>								
365 DISTRICT JUDGE	9,300	711	890	199		100	1,900	11,200
CAR ALLOWANCE	6,000	459	574	128		0	1,162	7,162
	46,675	3,571	4,467	999	8,000	100	17,136	63,812
	53,600	4,100	5,130	1,147	8,000	100	18,477	72,077
	44,000	3,366	4,211	942	8,000	100	16,618	60,618
	23,462	1,795	2,245	502	78	100	4,720	28,183
	32,000	2,448	3,062	685	8,000	100	14,295	46,295
	97,000	7,420	9,283	2,076	8,000	100	26,879	123,879
	48,000	3,672	4,594	1,027	8,000	100	17,393	65,393
	360,038	27,543	34,456	7,705	48,078	800	118,581	478,619

COUNTY OF MAVERICK
 PROPOSED SALARIES
 2017 - 2018 ADOPTED BUDGET (UNAUDITED)

DEPARTMENT	APPROVED SALARIES 17-18	FICA 7.65%	RETIREMENT 9.57%	WC 2.14%	HOSPITAL	TEC 100	PLUS FRINGE BENEFITS	TOTAL PERSONNEL COSTS
450- DIST. CLERK								
DISTRICT CLERK	48,000	3,672	4,594	1,027	8,000	100	17,393	65,393
CLERK	28,875	2,194	2,744	614	8,000	100	13,652	42,327
CLERK	22,888	1,751	2,190	490	8,000	100	12,531	35,419
CLERK	19,787	1,514	1,894	423	8,000	100	11,931	31,718
CLERK	22,899	1,752	2,191	490	8,000	100	12,533	35,432
CLERK	20,195	1,545	1,933	432	8,000	100	12,010	32,204
CLERK	19,787	1,514	1,894	423	8,000	100	11,931	31,718
CLERK	18,584	1,420	1,777	397	8,000	100	11,694	30,258
CLERK	18,584	1,420	1,777	397	8,000	100	11,694	30,258
	219,359	16,781	20,993	4,694	72,000	900	115,368	334,727
456- J.P. #1								
JUSTICE OF THE PEACE	28,000	2,142	2,680	599	8,000	100	13,521	41,521
CLERK	24,584	1,881	2,353	526	8,000	100	12,859	37,443
CAR ALLOWANCE	4,800	367	459	103	0	0	929	5,729
CELL PHONE ALLOWANCE	1,200	92	115	26	0	0	232	1,432
	58,584	4,482	5,606	1,254	16,000	200	27,542	86,126
457- J.P. #2								
JUSTICE OF THE PEACE	28,000	2,142	2,680	599	8,000	100	13,521	41,521
FULL-TIME CLERK	24,584	1,881	2,353	526	8,000	100	12,859	37,443
CAR ALLOWANCE	4,800	367	459	103	0	0	929	5,729
CELL PHONE ALLOWANCE	1,200	92	115	26	0	0	232	1,432
	58,584	4,482	5,606	1,254	16,000	200	27,542	86,126
459- J.P.#3-PL-1								
JUSTICE OF THE PEACE	28,000	2,142	2,680	599	78	100	5,599	33,599
FULL-TIME SECRETARY	24,584	1,881	2,353	526	8,000	100	12,859	37,443
CAR ALLOWANCE	4,800	367	459	103	0	0	929	5,729
CELL PHONE ALLOWANCE	1,200	92	115	26	0	0	232	1,432
	58,584	4,482	5,606	1,254	8,078	200	19,620	78,204

**COUNTY OF MAVERICK
PROPOSED SALARIES
2017 - 2018 ADOPTED BUDGET (UNAUDITED)**

DEPARTMENT	APPROVED SALARIES	FICA	RETIREMENT	WC 3.79% 4.02%	HOSPITAL	TEC	PLUS FRINGE BENEFITS	TOTAL PERSONNEL COSTS
17-18		7.65%	9.57%	2.14%	668.67	100		
460: J.P. #1-2								
JUSTICE OF THE PEACE	28,000	2,142	2,680	599	8,000	100	13,521	41,521
CLERK	19,308	1,477	1,848	413	8,000	100	11,838	31,146
CAR ALLOWANCE	4,800	367	459	103	0	0	929	5,729
CELL PHONE ALLOWANCE	1,200	92	115	26	0	0	232	1,432
	<u>53,308</u>	<u>4,078</u>	<u>5,102</u>	<u>1,141</u>	<u>18,000</u>	<u>200</u>	<u>28,520</u>	<u>79,828</u>
461: J.P. #4								
JUSTICE OF THE PEACE	28,000	2,142	2,680	599	8,000	100	13,521	41,521
SECRETARY	24,584	1,881	2,353	526	8,000	100	12,859	37,443
CAR ALLOWANCE	4,800	367	459	103	0	0	929	5,729
CELL PHONE ALLOWANCE	1,200	92	115	26	0	0	232	1,432
	<u>58,584</u>	<u>4,482</u>	<u>5,606</u>	<u>1,254</u>	<u>18,000</u>	<u>200</u>	<u>27,542</u>	<u>86,126</u>
482: CONSTABLE PRCT 1								
CONSTABLE PRECINCT 1	18,000	1,377	1,723	682	8,000	100	11,882	29,882
PART-TIME	0	0	0	0	0	0	0	0
CAR ALLOWANCE	3,600	275	345	136	0	0	756	4,356
CELL PHONE ALLOWANCE	1,200	92	115	45	0	0	252	1,452
	<u>22,800</u>	<u>1,744</u>	<u>2,182</u>	<u>864</u>	<u>8,000</u>	<u>100</u>	<u>12,890</u>	<u>35,690</u>
483: CONSTABLE PRCT 2								
CONSTABLE PRECINCT 2	18,000	1,377	1,723	682	78	100	3,960	21,960
PART TIME	0	0	0	0	0	0	0	0
CAR ALLOWANCE	3,600	275	345	136	0	0	756	4,356
CELL PHONE ALLOWANCE	1,200	92	115	45	0	0	252	1,452
	<u>22,800</u>	<u>1,744</u>	<u>2,182</u>	<u>864</u>	<u>78</u>	<u>100</u>	<u>4,968</u>	<u>27,768</u>
484: CONSTABLE PRCT 3-1								
CONSTABLE PRECINCT 3-1	18,000	1,377	1,723	682	8,000	100	11,882	29,882
DEPUTY	28,972	2,063	2,581	1,022	8,000	100	13,787	40,739
DEPUTY	28,978	2,064	2,582	1,022	8,000	100	13,788	40,746
DEPUTY	28,972	2,063	2,581	1,022	8,000	100	13,787	40,739
CAR ALLOWANCE	3,600	275	345	136	0	0	756	4,356
CELL PHONE ALLOWANCE	1,200	92	115	45	0	0	252	1,452
	<u>103,722</u>	<u>7,935</u>	<u>9,928</u>	<u>3,931</u>	<u>32,000</u>	<u>400</u>	<u>54,192</u>	<u>157,915</u>
488: CONSTABLE PRCT 3-2								
CONSTABLE PRECINCT 3-2	18,000	1,377	1,723	682	8,000	100	11,882	29,882
CELL PHONE ALLOWANCE	1,200	92	115	45	0	0	252	1,452
	<u>19,200</u>	<u>1,469</u>	<u>1,837</u>	<u>728</u>	<u>8,000</u>	<u>100</u>	<u>12,134</u>	<u>31,334</u>
488: CONSTABLE PRCT 4								
CONSTABLE PRECINCT 4	18,000	1,377	1,723	682	8,000	100	11,882	29,882
DEPUTY - PART TIME 20 HRS	11,838	890	1,114	441	0	100	2,545	14,183
CAR ALLOWANCE	3,600	275	345	136	0	0	756	4,356
CELL PHONE ALLOWANCE	1,200	92	115	45	0	0	252	1,452
	<u>34,438</u>	<u>2,835</u>	<u>3,299</u>	<u>1,305</u>	<u>8,000</u>	<u>200</u>	<u>15,435</u>	<u>49,873</u>
475: CO. ATTORNEY								
COUNTY ATTORNEY	40,132	3,070	3,841	859	8,000	100	15,870	58,002
STATE SUPPLEMENT	20,205	1,546	1,934	432	0	0	3,912	24,117
SECRETARY	26,186	2,003	2,506	560	8,000	100	13,170	39,356
SECRETARY	19,438	1,487	1,860	416	8,000	100	11,883	31,301
SECRETARY	24,002	1,836	2,297	514	8,000	100	12,747	36,749
INVESTIGATOR	38,514	2,793	3,494	1,384	8,000	100	15,772	52,285
	<u>186,477</u>	<u>12,735</u>	<u>15,932</u>	<u>4,165</u>	<u>40,000</u>	<u>500</u>	<u>73,332</u>	<u>239,809</u>
495: CO. AUDITOR								
COUNTY AUDITOR	70,019	5,356	6,701	1,498	8,000	100	21,656	91,675
Cell Allowance	1,200	92	115	26	0	0	232	1,432
ASSISTANT	58,243	4,456	5,574	1,246	8,000	100	19,376	77,619
ASSISTANT	42,939	3,285	4,109	919	8,000	100	16,413	59,352
ASSISTANT	53,041	4,058	5,076	1,135	8,000	100	18,369	71,410
ASSISTANT	40,000	3,060	3,828	856	8,000	100	15,844	55,844
ASSISTANT	35,859	2,743	3,432	767	8,000	100	15,042	50,901
ASSISTANT	52,321	4,003	5,007	1,120	8,000	100	18,229	70,550
ASSISTANT	39,242	2,920	3,660	818	8,000	100	15,504	53,746
	<u>391,864</u>	<u>29,978</u>	<u>37,501</u>	<u>8,368</u>	<u>64,000</u>	<u>800</u>	<u>140,665</u>	<u>532,529</u>
497: CO. TREASURER								
COUNTY TREASURER	48,000	3,672	4,594	1,027	8,000	100	17,393	65,393
CLERK	28,042	2,145	2,684	600	8,000	100	13,529	41,571
CLERK	35,130	2,687	3,362	752	8,000	100	14,901	50,032
CLERK	29,553	2,261	2,828	632	8,000	100	13,822	43,375
CLERK	22,456	1,718	2,149	481	8,000	100	12,447	34,903
CLERK	18,584	1,420	1,777	397	8,000	100	11,694	30,258
CLERK	22,452	1,718	2,149	480	8,000	100	12,447	34,898
	<u>204,197</u>	<u>0</u>	<u>15,821</u>	<u>19,542</u>	<u>4,370</u>	<u>56,000</u>	<u>700</u>	<u>300,430</u>

COUNTY OF MAVERICK
 PROPOSED SALARIES
 2017 - 2018 ADOPTED BUDGET (UNAUDITED)

DEPARTMENT	APPROVED SALARIES 17-18	FICA 7.65%	RETIREMENT 9.57%	WC 2.14%	HOSPITAL 000.07	TEC 100	PLUS FRINGE BENEFITS	TOTAL PERSONNEL COSTS
<u>499- TAX COLLECTOR</u>								
TAX COLLECTOR	48,000	3,672	4,594	1,027	8,000	100	17,393	85,393
ADMINISTRATIVE ASSISTANT	29,120	2,228	2,787	623	8,000	100	13,738	42,858
CLERK	20,202	1,545	1,933	432	8,000	100	12,011	32,213
CLERK	20,202	1,545	1,933	432	8,000	100	12,011	32,213
CLERK	39,024	2,985	3,735	835	8,000	100	15,655	54,679
CLERK	20,202	1,545	1,933	432	8,000	100	12,011	32,213
CLERK	20,202	1,545	1,933	432	8,000	100	12,011	32,213
FULL TIME	18,720	1,432	1,792	401	8,000	100	11,724	30,444
PART TIME	5,985	458	573	128	0	100	1,259	7,244
PART TIME	5,985	458	573	128	0	100	1,259	7,244
PART TIME	5,985	458	573	128	0	100	1,259	7,244
	233,827	17,872	22,358	5,000	64,000	1,100	110,330	343,957
<u>501-INFO. DEPARTMENT</u>								
DEPARTMENT HEAD	42,190	3,228	4,038	903	8,000	100	16,268	58,458
	0	0	0	0	0	0	0	0
	42,190	3,228	4,038	903	8,000	100	16,268	58,458
<u>503-COLLECTION DEPARTMENT</u>								
DEPARTMENT HEAD	0	0	0	0	0	0	0	0
ASSISTANT CLERK	28,662	2,193	2,743	613	8,000	100	13,649	42,311
	28,662	2,193	2,743	613	8,000	100	13,649	42,311
<u>505- VOTER ADMINISTRATION</u>								
ASSISTANT	33,023	2,626	3,160	707	8,000	100	14,493	47,516
OVERTIME	8,000	459	574	128	0	0	1,162	7,162
ASSISTANT	18,564	1,420	1,777	397	8,000	100	11,694	30,258
	57,587	4,405	5,511	1,232	16,000	200	27,349	84,935
<u>510-COURTHOUSE</u>								
CUSTODIAN	25,870	1,979	2,478	980	8,000	100	13,535	39,405
CUSTODIAN	21,547	1,648	2,062	817	8,000	100	12,627	34,174
CUSTODIAN	19,483	1,489	1,863	738	8,000	100	12,189	31,652
CUSTODIAN	19,483	1,489	1,863	738	8,000	100	12,189	31,652
	88,343	6,605	8,263	3,272	32,000	400	50,541	138,883

**COUNTY OF MAVERICK
PROPOSED SALARIES
2017 - 2018 ADOPTED BUDGET (UNAUDITED)**

88 hrs per wk / 10 working days = 8.8 per day (260 days)

DEPARTMENT	APPROVED	FICA	RETIREMENT	WC	HOSPITAL	TEC	PLUS	TOTAL
	SALARIES 17-18	7.65%	9.57%	3.79% 4.62% 2.14%			FRINGE BENEFITS	PERSONNEL COSTS
560: SHERIFF								
SHERIFF	50,000	3,825	4,785	1,895	8,000	100	18,605	68,805
SECRETARY	30,312	2,319	2,901	649	8,000	100	13,968	44,280
ADMINISTRATIVE ASSISTANT	31,203	2,387	2,986	688	8,000	100	14,141	45,344
CHIEF DEPUTY	48,617	3,568	4,481	1,787	8,000	100	17,894	64,511
Lieutenant	40,031	3,062	3,831	1,517	8,000	100	16,511	58,542
Lieutenant	37,895	2,884	3,607	1,429	8,000	100	16,020	53,715
Lieutenant	40,031	3,062	3,831	1,517	8,000	100	16,511	58,542
Sergeant	38,025	2,909	3,639	1,441	8,000	100	16,089	54,114
Sergeant	38,025	2,909	3,639	1,441	8,000	100	16,089	54,114
Sergeant	38,025	2,909	3,639	1,441	8,000	100	16,089	54,114
Sergeant	38,025	2,909	3,639	1,441	8,000	100	16,089	54,114
Staff	38,025	2,909	3,639	1,441	8,000	100	16,089	54,114
Civil Process	33,658	2,576	3,221	1,276	8,000	100	15,172	48,830
DEPUTY (Corporal)	35,835	2,741	3,429	1,358	8,000	100	15,629	51,484
DEPUTY (Corporal)	35,835	2,741	3,429	1,358	8,000	100	15,629	51,484
DEPUTY (Corporal)	36,373	2,783	3,481	1,379	8,000	100	15,742	52,114
DEPUTY (Corporal)	36,373	2,783	3,481	1,379	8,000	100	15,742	52,114
DEPUTY	36,019	2,755	3,447	1,385	8,000	100	15,667	51,886
DEPUTY	32,687	2,499	3,126	1,238	8,000	100	14,963	47,630
DEPUTY	36,019	2,755	3,447	1,385	8,000	100	15,667	51,886
DEPUTY	31,859	2,437	3,049	1,207	8,000	100	14,793	48,652
DEPUTY	31,864	2,438	3,049	1,208	8,000	100	14,795	48,659
DEPUTY	31,859	2,437	3,049	1,207	8,000	100	14,793	48,652
DEPUTY	31,864	2,438	3,049	1,208	8,000	100	14,795	48,659
DEPUTY	31,864	2,438	3,049	1,208	8,000	100	14,795	48,659
DEPUTY	31,859	2,437	3,049	1,207	8,000	100	14,793	48,652
DEPUTY	31,393	2,402	3,004	1,190	8,000	100	14,696	48,089
DEPUTY	31,864	2,438	3,049	1,208	8,000	100	14,795	48,659
DEPUTY	31,393	2,402	3,004	1,190	8,000	100	14,696	48,089
DEPUTY	31,864	2,438	3,049	1,208	8,000	100	14,795	48,659
Investigator	37,556	2,873	3,594	1,423	8,000	100	15,990	53,548
Investigator	38,025	2,909	3,639	1,441	8,000	100	16,089	54,114
Investigator	38,025	2,909	3,639	1,441	8,000	100	16,089	54,114
Investigator	38,025	2,909	3,639	1,441	8,000	100	16,089	54,114
Investigator	38,025	2,909	3,639	1,441	8,000	100	16,089	54,114
Investigator	38,025	2,909	3,639	1,441	8,000	100	16,089	54,114
Investigator	35,486	2,715	3,396	1,345	8,000	100	15,556	51,042
Investigator (Violence Against Women Grant)	38,559	2,797	3,499	1,386	8,000	100	15,781	52,340
MECHANIC	31,595	2,417	3,024	1,197	8,000	100	14,738	46,334
Budget Director	48,812	3,581	4,480	1,002	8,000	100	17,183	63,974
Grant Director	48,812	3,581	4,480	1,002	8,000	100	17,183	63,974
Bookkeeper	42,354	3,240	4,053	906	8,000	100	16,300	58,654
IT Technician	38,953	2,827	3,536	791	8,000	100	15,254	52,207
IT Support Technician	27,377	2,094	2,820	586	8,000	100	13,400	40,777
DISPATCHER	22,468	1,719	2,150	481	8,000	100	12,450	34,918
DISPATCHER	22,472	1,719	2,151	481	8,000	100	12,451	34,922
DISPATCHER	22,468	1,719	2,150	481	8,000	100	12,450	34,918
DISPATCHER	25,046	1,918	2,397	536	8,000	100	12,949	37,894
DISPATCHER	22,468	1,719	2,150	481	8,000	100	12,450	34,918
CHIEF MAINTENANCE	30,000	2,295	2,871	642	8,000	100	13,908	43,808
ICE OVERTIME	5,000	383	479	190	0	0	1,051	8,051
OVERTIME / HOLIDAY	25,000	1,913	2,393	948	0	0	5,253	30,253
	1,773,025	135,636	169,679	60,486	400,000	5,000	770,801	2,543,827

**COUNTY OF MAVERICK
PROPOSED SALARIES
2017 - 2018 ADOPTED BUDGET (UNAUDITED)**

88 hrs per wk / 10 working days = 8.8 per day (260 days)

DEPARTMENT	APPROVED SALARIES 17-18	FICA 7.55%	RETIREMENT 9.57%	WC 3.79% 4.02%	HOSPITAL 666.87	TEC 100	PLUS FRINGE BENEFITS	TOTAL PERSONNEL COSTS
581: JAIL								
JAIL ADMINISTRATOR	44,330	3,391	4,242	1,680	8,000	100	17,414	81,744
	0	0	0	0		0	0	0
ADMINISTRATIVE ASSISTANT	32,268	2,468	3,088	691	8,000	100	14,347	46,815
RECORDS MANAGER	31,156	2,383	2,982	687	8,000	100	14,132	45,288
Records Manager Assistant	30,312	2,319	2,901	649	8,000	100	13,968	44,280
Clerk	19,956	1,527	1,910	427	8,000	100	11,984	31,920
Chief Jail Lieutenant	32,935	2,520	3,152	1,248	8,000	100	15,020	47,954
Jail Sergeant	32,030	2,450	3,065	1,214	8,000	100	14,829	46,859
Jail Sergeant	32,030	2,450	3,065	1,214	8,000	100	14,829	46,859
Jail Sergeant	31,556	2,414	3,020	1,198	8,000	100	14,730	46,286
Jail Sergeant	32,525	2,488	3,113	1,233	8,000	100	14,934	47,459
JAILER	28,291	2,164	2,707	1,072	8,000	100	14,044	42,335
JAILER	28,291	2,164	2,707	1,072	8,000	100	14,044	42,335
	0	0	0	0		0	0	0
JAILER	28,291	2,164	2,707	1,072	8,000	100	14,044	42,335
JAILER	28,291	2,164	2,707	1,072	8,000	100	14,044	42,335
JAILER	28,291	2,164	2,707	1,072	8,000	100	14,044	42,335
JAILER	25,028	1,915	2,395	949	78	100	5,436	30,464
JAILER	25,028	1,915	2,395	949	8,000	100	13,358	38,386
JAILER	25,028	1,915	2,395	949	8,000	100	13,358	38,386
JAILER	25,028	1,915	2,395	949	8,000	100	13,358	38,386
JAILER	28,291	2,164	2,707	1,072	8,000	100	14,044	42,335
JAILER	28,291	2,164	2,707	1,072	8,000	100	14,044	42,335
JAILER	28,291	2,164	2,707	1,072	8,000	100	14,044	42,335
JAILER	28,291	2,164	2,707	1,072	8,000	100	14,044	42,335
JAILER	28,291	2,164	2,707	1,072	8,000	100	14,044	42,335
JAILER	25,022	1,914	2,395	948	8,000	100	13,357	38,379
JAILER	25,028	1,915	2,395	949	8,000	100	13,358	38,386
JAILER	25,028	1,915	2,395	949	8,000	100	13,358	38,386
JAILER	25,028	1,915	2,395	949	8,000	100	13,358	38,386
JAILER	25,028	1,915	2,395	949	8,000	100	13,358	38,386
JAILER	28,291	2,164	2,707	1,072	8,000	100	14,044	42,335
JAILER	28,291	2,164	2,707	1,072	8,000	100	14,044	42,335
JAILER	28,291	2,164	2,707	1,072	8,000	100	14,044	42,335
JAILER	25,022	1,914	2,395	948	8,000	100	13,357	38,379
JAILER	28,291	2,164	2,707	1,072	8,000	100	14,044	42,335
JAILER	25,028	1,915	2,395	949	8,000	100	13,358	38,386
JAILER	25,028	1,915	2,395	949	8,000	100	13,358	38,386
JAILER	25,028	1,915	2,395	949	8,000	100	13,358	38,386
JAILERS 23 Jailers 1.39+	74,344	5,687	7,115	2,818		100	15,720	90,064
Part Time Jailer	9,978	763	955	378	8,000	100	10,196	20,175
Part Time Jailer	9,978	763	955	378	0	100	2,166	12,175
	0	0	0	0		0	0	0
Transport Officer Lieutenant	35,372	2,708	3,385	1,341	8,000	100	15,532	50,903
Transport Officer	34,555	2,643	3,307	1,310	8,000	100	15,360	49,915
Transport Officer	34,555	2,643	3,307	1,310	8,000	100	15,360	49,915
Transport Officer	30,684	2,347	2,938	1,163	8,000	100	14,547	45,231
Transport Officer	30,696	2,348	2,938	1,163	8,000	100	14,549	45,245
HEAD COOK	0	0	0	0		0	0	0
COOK	0	0	0	0		0	0	0
COOK	0	0	0	0		0	0	0
Cook	0	0	0	0		0	0	0
NURSE	38,931	2,825	3,534	1,400	8,000	100	15,859	52,780
CUSTODIAN ASSISTANCE	21,209	1,622	2,030	980	8,000	100	12,732	33,941
Maintenance Facility	26,248	2,008	2,512	1,213	8,000	100	13,833	40,081
HOLIDAY PAY	25,000	1,913	2,393	1,155		0	5,460	30,460
	1,408,806	107,821	134,831	52,043	380,078	4,800	659,173	2,085,079

doctor 78,000

COUNTY OF MAVERICK
 PROPOSED SALARIES
 2017 - 2018 ADOPTED BUDGET (UNAUDITED)

DEPARTMENT	APPROVED SALARIES	FICA	RETIREMENT	WC	HOSPITAL	TEC	PLUS FRINGE BENEFITS	TOTAL PERSONNEL COSTS
17-18		7.65%	9.57%	2.14%	666.67	100		
647: PCT 1 ADMIN OFFICE VFW								
SECURITY	23,409	1,791	2,240	501	8,000	100	12,632	36,041
	<u>23,409</u>	<u>1,791</u>	<u>2,240</u>	<u>501</u>	<u>8,000</u>	<u>100</u>	<u>12,632</u>	<u>36,041</u>
661: PCT 1 - ADMIN OFFICE @ LOPETEGUI PARK								
ASSISTANT 1	31,310	2,395	2,996	670	8,000	100	14,162	45,472
PART TIME CLERK 20 hrs pr wk	9,282	710	888	199		100	1,897	11,179
	<u>40,592</u>	<u>3,105</u>	<u>3,885</u>	<u>869</u>	<u>8,000</u>	<u>200</u>	<u>16,059</u>	<u>56,651</u>
649 : PCT 2 ADMIN OFFICE								
SECRETARY								
ASSISTANT	25,870	1,979	2,476	554	8,000	100	13,108	38,978
PART TIME CLERK	10,920	835	1,045	234		100	2,214	13,134
	<u>36,790</u>	<u>2,814</u>	<u>3,521</u>	<u>787</u>	<u>8,000</u>	<u>200</u>	<u>15,322</u>	<u>52,112</u>
663: COMMUNITY CENTERS								
SECO MINES COMM. DIRECTOR	30,761	2,353	2,944	658	8,000	100	14,055	44,816
SECRETARY PCT 3	22,714	1,738	2,174	486	8,000	100	12,497	35,211
SECRETARY	19,907	1,523	1,905	426	8,000	100	11,954	31,860
	<u>73,381</u>	<u>5,614</u>	<u>7,023</u>	<u>1,570</u>	<u>24,000</u>	<u>300</u>	<u>38,507</u>	<u>111,888</u>
520: FOOD PANTRY								
Co-Director	34,320	2,625	3,284	734	8,000	100	14,744	49,064
Co-Director	34,320	2,625	3,284	734	8,000	100	14,744	49,064
Assistant 1	26,252	2,008	2,512	562	8,000	100	13,182	39,434
Assistant 2	26,252	2,008	2,512	562	8,000	100	13,182	39,434
Assistant 3	23,107	1,768	2,211	494	8,000	100	12,573	35,680
	<u>144,250</u>	<u>11,035</u>	<u>13,805</u>	<u>3,087</u>	<u>40,000</u>	<u>500</u>	<u>68,427</u>	<u>212,677</u>
661: VECTOR CONTROL								
VECTOR CONTROL	21,840	1,671	2,090	467	8,000	100	12,328	34,168
VECTOR CONTROL	19,951	1,526	1,909	427	8,000	100	11,962	31,913
	<u>41,791</u>	<u>3,197</u>	<u>3,999</u>	<u>894</u>	<u>16,000</u>	<u>200</u>	<u>24,291</u>	<u>66,082</u>
668: BOULDER RICH PCT 4								
ASSISTANT - SECRETARY	22,722	1,738	2,174	486	8,000	100	12,499	35,221
	<u>22,722</u>	<u>1,738</u>	<u>2,174</u>	<u>486</u>	<u>8,000</u>	<u>100</u>	<u>12,499</u>	<u>35,221</u>
HIDTA - CITY OF EP								
ASSISTANT	33,835	2,588	3,238	1,282	8,000	100	15,209	49,044
OVERTIME	5,115	391	490	194		100	1,175	6,290
	<u>38,950</u>	<u>2,980</u>	<u>3,728</u>	<u>1,476</u>	<u>8,000</u>	<u>200</u>	<u>16,383</u>	<u>55,333</u>
665: AGRICULTURE								
EXTENSION AGENT	13,224	1,012	1,266	283		100	2,660	15,884
Car Allowance	5,500	421	526			0	947	6,447
SECRETARY-PART TIME 25 hrs per wk	11,603	888	1,110	248		100	2,346	13,949
	<u>30,327</u>	<u>2,320</u>	<u>2,902</u>	<u>531</u>	<u>0</u>	<u>200</u>	<u>5,954</u>	<u>36,280</u>
652 CODE ENFORCEMENT								
CODE ENFORCER/SUPERVISOR	33,530	2,565	3,209	2,800	8,000	100	16,674	50,203
CODE ENFORCER	27,266	2,086	2,609	2,277	8,000	100	15,072	42,338
	<u>60,796</u>	<u>4,651</u>	<u>5,818</u>	<u>5,076</u>	<u>16,000</u>	<u>200</u>	<u>31,745</u>	<u>92,541</u>
589: CEMETARY								
CEMETARY MAINTENANCE LABORER	27,266	2,086	2,609	2,277	8,000	100	15,072	42,338
CEMETARY MAINTENANCE LABORER	18,564	1,420	1,777	1,550	8,000	100	12,847	31,411
CEMETARY MAINTENANCE LABORER	21,591	1,652	2,066	1,803	8,000	100	13,621	35,212
CEMETARY MAINTENANCE LABORER	18,564	1,420	1,777	1,550	8,000	100	12,847	31,411
	<u>85,985</u>	<u>6,578</u>	<u>8,229</u>	<u>7,180</u>	<u>32,000</u>	<u>400</u>	<u>54,386</u>	<u>140,372</u>
820: CO. PLANNER								
DEPARTMENT HEAD	42,727	3,269	4,089	914	8,000	100	16,372	59,099
	<u>42,727</u>	<u>3,269</u>	<u>4,089</u>	<u>914</u>	<u>8,000</u>	<u>100</u>	<u>16,372</u>	<u>59,099</u>
TOTAL GENERAL FUND	7,030,004	537,795	672,771	209,940	1,632,468	22,400	3,075,374	10,105,378

COUNTY OF MAVERICK
 PROPOSED SALARIES
 2017 - 2018 ADOPTED BUDGET (UNAUDITED)

DEPARTMENT	APPROVED SALARIES 17-18	FICA 7.05%	RETIREMENT 9.57%	WC 8.35% 3.79% 4.62%	HOSPITAL 695.67	TEC 100	PLUS FRINGE BENEFITS	TOTAL PERSONNEL COSTS
998: NUTRITION								
DEPARTMENT HEAD	36,946	2,826	3,536	791	8,000	100	15,253	52,199
CLERICAL	24,118	1,845	2,308	516	8,000	100	12,769	36,888
DRIVER / MAINTENANCE	20,595	1,576	1,971	1,720	8,000	100	13,366	33,961
DRIVER / MAINTENANCE	18,564	1,420	1,777	397	8,000	100	11,694	30,258
HEAD COOK	24,584	1,881	2,353	526	8,000	100	12,859	37,443
COOKAID / DRIVER	22,101	1,691	2,115	473	8,000	100	12,379	34,460
COOKAID / DRIVER	18,564	1,420	1,777	397	8,000	100	11,694	30,258
COOKAID / DRIVER	18,564	1,420	1,777	397	8,000	100	11,694	30,258
COOKAID / DRIVER	18,564	1,420	1,777	397	8,000	100	11,694	30,258
	202,601	15,489	19,389	5,615	72,000	900	113,402	316,003
???????								
Any Dept	-	-	-	-	-	-	-	-
	-	-	-	-	-	-	-	-
	-	-	-	-	-	-	-	-
200: AIRPORT								
ATTENDANTS	22,567	1,726	2,160	1,043	8,000	100	13,029	35,595
CUSTODIAN	24,024	1,838	2,299	1,110	8,000	100	13,347	37,371
	46,591	3,564	4,459	2,152	16,000	200	26,375	72,966
180: UTILITY-WATER PLANT								
ASSISTANT SUPERVISOR	37,084	2,837	3,548	1,713	8,000	100	16,199	53,284
ASSISTANT SUPERVISOR	34,779	2,661	3,328	1,607	8,000	100	15,696	50,475
PART TIME ATTENDANTS	17,741	1,357	1,698	820		100	3,975	21,715
PART TIME ATTENDANTS	13,323	1,019	1,275	616		100	3,010	16,332
ATTENDANTS / SEWER ASSISTANT	18,732	1,433	1,793	865	8,000	100	12,191	30,923
ATTENDANTS / SEWER ASSISTANT	18,564	1,420	1,777	858	8,000	100	12,154	30,718
DEPT HEAD	40,019	3,061	3,830	1,849	8,000	100	18,840	56,859
	180,242	13,769	17,249	8,327	40,000	700	80,065	260,307
269: RECORDS MANAGEMENT								
SUPERVISORS	34,208	2,617	3,274	732	8,000	100	14,723	48,931
SUPERVISORS	24,384	1,865	2,334	522	8,000	100	12,821	37,205
SUPERVISORS	18,564	1,420	1,777	397	8,000	100	11,694	30,258
CLERK	18,564	1,420	1,777	397	8,000	100	11,694	30,258
	95,721	7,323	9,160	2,048	32,000	400	50,831	146,652

Only 720 hrs for
the yr
Only 720 hrs for
the yr

COUNTY OF MAVERICK
 PROPOSED LONGEVITY
 2017 - 2018 ADOPTED BUDGET (UNAUDITED)

LONGEVITY

DEPARTMENT	APPROVED SALARIES 17-18	FICA 7.65%	RETIREMENT 9.57%	WC 3.79% 3.58% 2.14%	TEC 2.90%	PLUS FRINGE BENEFITS	TOTAL PERSONNEL COSTS
<u>400: COUNTY JUDGE & COMMISSIONERS</u>							
ADMINISTRATIVE ASSISTANT	935	72	89	20	27	208	1,143
	<u>935</u>	<u>72</u>	<u>89</u>	<u>20</u>	<u>27</u>	<u>208</u>	<u>1,143</u>
<u>402: HUMAN RESOURCES</u>							
DIRECTOR	235	18	22	5	7	52	287
	<u>235</u>	<u>18</u>	<u>22</u>	<u>5</u>	<u>7</u>	<u>52</u>	<u>287</u>
<u>403: COUNTY CLERK</u>							
CLERK	965	74	92	21	28	215	1,180
	0	0	0	0	0	0	0
CLERK	360	28	34	8	10	80	440
	<u>1,325</u>	<u>101</u>	<u>127</u>	<u>28</u>	<u>38</u>	<u>295</u>	<u>1,620</u>
<u>405: VETERANS</u>							
VETERANS SERVICE OFFICER	445	34	43	10	13	99	544
	<u>445</u>	<u>34</u>	<u>43</u>	<u>10</u>	<u>13</u>	<u>99</u>	<u>544</u>
<u>408: DISTRICT JUDGE</u>							
	1,130	86	108	24	33	252	1,382
	1,100	84	105	24	32	245	1,345
	1,030	79	99	22	30	229	1,259
	305	23	29	7	9	68	373
	375	29	36	8	11	83	458
	185	14	18	4	5	41	226
	<u>4,125</u>	<u>316</u>	<u>395</u>	<u>88</u>	<u>120</u>	<u>918</u>	<u>5,043</u>
<u>434: DISTRICT JUDGE</u>							
	625	48	60	13	18	139	764
	845	65	81	18	25	188	1,033
	580	44	56	12	17	129	709
	185	14	18	4	5	41	226
	310	24	30	7	9	69	379
	<u>2,545</u>	<u>195</u>	<u>244</u>	<u>54</u>	<u>74</u>	<u>567</u>	<u>3,112</u>

COUNTY OF MAVERICK
 PROPOSED LONGEVITY
 2017 - 2018 ADOPTED BUDGET (UNAUDITED)

DEPARTMENT	APPROVED SALARIES 17-18	FICA 7.65%	RETIREMENT 9.57%	WC 3.79% 3.58% 2.14%	TEC 2.90%	PLUS FRINGE BENEFITS	TOTAL PERSONNEL COSTS
<u>450: DIST. CLERK</u>							
CLERK	325	25	31	7	9	72	397
CLERK	0	0	0	0	0	0	0
CLERK	305	23	29	7	9	68	373
CLERK	0	0	0	0	0	0	0
CLERK	420	32	40	9	12	93	513
	<u>1,050</u>	<u>80</u>	<u>100</u>	<u>22</u>	<u>30</u>	<u>234</u>	<u>1,284</u>
<u>438: District Attorney</u>							
	315	24	30	12	9	75	390
	380	29	36	8	11	85	465
	1,185	91	113	45	34	283	1,468
	245	19	23	9	7	59	304
	1,500	115	144	57	44	359	1,859
	495	38	47	19	14	118	613
	265	20	25	6	8	59	324
	215	16	21	5	6	48	263
	410	31	39	9	12	91	501
	<u>5,010</u>	<u>383</u>	<u>479</u>	<u>169</u>	<u>0</u>	<u>1,177</u>	<u>6,187</u>
<u>455: J.P. #1</u>							
	220	17	21	5	6	49	269
	<u>220</u>	<u>17</u>	<u>21</u>	<u>5</u>	<u>0</u>	<u>49</u>	<u>269</u>
<u>457: J.P. #2</u>							
	290	22	28	6	8	65	355
	<u>290</u>	<u>22</u>	<u>28</u>	<u>6</u>	<u>0</u>	<u>65</u>	<u>355</u>
<u>459: J.P.#3-PL.1</u> FULL-TIME SECRETARY							
	180	14	17	4	5	40	220
	<u>180</u>	<u>14</u>	<u>17</u>	<u>4</u>	<u>5</u>	<u>40</u>	<u>220</u>

COUNTY OF MAVERICK
 PROPOSED LONGEVITY
 2017 - 2018 ADOPTED BUDGET (UNAUDITED)

DEPARTMENT	APPROVED SALARIES 17-18	FICA 7.65%	RETIREMENT 9.57%	WC 3.79% 2.14%	TEC 2.90%	PLUS FRINGE BENEFITS	TOTAL PERSONNEL COSTS
<u>460: J.P.#3-PL.2</u>	0	0	0	0	0	0	0
	<u>0</u>	<u>0</u>	<u>0</u>	<u>0</u>	<u>0</u>	<u>0</u>	<u>0</u>
<u>461: J.P. #4</u>							
SECRETARY	315	24	30	7	9	70	385
	<u>315</u>	<u>24</u>	<u>30</u>	<u>7</u>	<u>9</u>	<u>70</u>	<u>385</u>
<u>462: CONSTABLE PRCT1</u>							
	<u>0</u>	<u>0</u>	<u>0</u>	<u>0</u>	<u>0</u>	<u>0</u>	<u>0</u>
<u>463: CONSTABLE PRCT 2</u>							
	<u>0</u>	<u>0</u>	<u>0</u>	<u>0</u>	<u>0</u>	<u>0</u>	<u>0</u>
<u>464: CONSTABLE PRCT 3-1</u>							
DEPUTY	0	0	0	0	0	0	0
	<u>0</u>	<u>0</u>	<u>0</u>	<u>0</u>	<u>0</u>	<u>0</u>	<u>0</u>
<u>465: CONSTABLE PRCT 3-2</u>							
	0	0	0	0	0	0	0
	<u>0</u>	<u>0</u>	<u>0</u>	<u>0</u>	<u>0</u>	<u>0</u>	<u>0</u>
<u>466: CONSTABLE PRCT 4</u>							
	<u>0</u>	<u>0</u>	<u>0</u>	<u>0</u>	<u>0</u>	<u>0</u>	<u>0</u>
<u>475: CO. ATTORNEY</u>							
SECRETARY	770	59	74	16	22	171	941
	<u>0</u>	<u>0</u>	<u>0</u>	<u>0</u>	<u>0</u>	<u>0</u>	<u>0</u>
	<u>770</u>	<u>59</u>	<u>74</u>	<u>16</u>	<u>22</u>	<u>171</u>	<u>941</u>
<u>495: CO. AUDITOR</u>							
ASSISTANT	420	32	40	9	12	93	513
ASSISTANT	360	28	34	8	10	80	440
ASSISTANT	345	26	33	7	10	77	422
	240	18	23	5	7	53	293
	255	20	24	5	7	57	312
	280	21	27	6	8	62	342
ASSISTANT	0	0	0	0	0	0	0
	<u>1,900</u>	<u>145</u>	<u>182</u>	<u>41</u>	<u>55</u>	<u>423</u>	<u>2,323</u>
<u>497: CO. TREASURER</u>							
CLERK	725	55	69	16	21	161	886
CLERK	1,500	115	144	32	44	334	1,834
	1,325	101	127	28	38	295	1,620
CLERK	245	19	23	5	7	55	300
	<u>3,795</u>	<u>290</u>	<u>363</u>	<u>81</u>	<u>110</u>	<u>845</u>	<u>4,640</u>

**COUNTY OF MAVERICK
PROPOSED LONGEVITY
2017 - 2018 ADOPTED BUDGET (UNAUDITED)**

DEPARTMENT	APPROVED SALARIES 17-18	FICA 7.65%	RETIREMENT 9.57%	WC	TEC 2.90%	PLUS FRINGE BENEFITS	TOTAL PERSONNEL COSTS
<u>499: TAX COLLECTOR</u>							
ADMINISTRATIVE ASSISTANT	1,275	98	122	27	37	284	1,559
CLERK	1,185	91	113	25	34	264	1,449
	750	57	72	16	22	167	917
CLERK	245	19	23	5	7	55	300
	<u>3,455</u>	<u>264</u>	<u>331</u>	<u>74</u>	<u>100</u>	<u>769</u>	<u>4,224</u>
<u>501:INFO. DEPARTMENT</u>							
DEPARTMENT HEAD	290	22	28	6	8	65	355
	<u>290</u>	<u>22</u>	<u>28</u>	<u>6</u>	<u>8</u>	<u>65</u>	<u>355</u>
<u>508:COLLECTION DEPARTMENT</u>							
DEPARTMENT HEAD	0	0	0	0	0	0	0
	<u>0</u>	<u>0</u>	<u>0</u>	<u>0</u>	<u>0</u>	<u>0</u>	<u>0</u>
<u>505: VOTER ADMINISTRATION</u>							
ASSISTANT	840	64	80	18	24	187	1,027
ASSISTANT	305	23	29	7	9	68	373
	<u>1,145</u>	<u>88</u>	<u>110</u>	<u>25</u>	<u>33</u>	<u>255</u>	<u>1,400</u>
<u>510:COURTHOUSE</u>							
CUSTODIAN	765	59	73	16	22	170	935
	195	15	19	4	6	43	238
CUSTODIAN	865	66	83	19	25	193	1,058
	<u>1,825</u>	<u>140</u>	<u>175</u>	<u>39</u>	<u>53</u>	<u>406</u>	<u>2,231</u>

**COUNTY OF MAVERICK
 PROPOSED LONGEVITY
 2017 - 2018 ADOPTED BUDGET (UNAUDITED)**

DEPARTMENT	APPROVED SALARIES 17-18	FICA 7.65%	RETIREMENT 9.57%	WC 3.79% 2.14%	TEC 2.90%	PLUS FRINGE BENEFITS	TOTAL PERSONNEL COSTS
	350	27	33	13	10	84	434
	290	22	28	11	8	69	359
	285	22	27	11	8	68	353
	450	34	43	17	13	108	558
	760	58	73	29	22	182	942
	640	49	61	24	19	153	793
	345	26	33	13	10	82	427
	245	19	23	9	7	59	304
	745	57	71	28	22	178	923
	270	21	26	10	8	65	335
	290	22	28	11	8	69	359
	470	36	45	18	14	112	582
	770	59	74	29	22	184	954
	290	22	28	11	8	69	359
	430	33	41	16	12	103	533
	290	22	28	11	8	69	359
	245	19	23	9	7	59	304
	290	22	28	11	8	69	359
	245	19	23	9	7	59	304
	1,065	81	102	40	31	255	1,320
	290	22	28	11	8	69	359
	290	22	28	11	8	69	359
	290	22	28	11	8	69	359
	600	46	57	23	17	143	743
	235	18	22	9	7	56	291
	235	18	22	9	7	56	291
	185	14	18	7	5	44	229
	195	15	19	7	6	47	242
	290	22	28	11	8	69	359
	875	67	84	33	25	209	1,084
	<u>12,250</u>	<u>937</u>	<u>1,172</u>	<u>464</u>	<u>355</u>	<u>2,929</u>	<u>15,179</u>

**COUNTY OF MAVERICK
 PROPOSED LONGEVITY
 2017 - 2018 ADOPTED BUDGET (UNAUDITED)**

DEPARTMENT	APPROVED SALARIES 17-18	FICA 7.65%	RETIREMENT 9.57%	WC 3.79% 2.14%	TEC 2.90%	PLUS FRINGE BENEFITS	TOTAL PERSONNEL COSTS
<u>581: JAIL</u>							
ADMINISTRATIVE ASSISTANT	1,265	97	121	48	37	302	1,567
RECORDS MANAGER	575	44	55	22	17	137	712
Records Manager Assistant	665	51	64	25	19	159	824
Clerk	485	37	46	18	14	116	601
	220	17	21	8	6	53	273
	210	16	20	8	6	50	260
Transport Officer	770	59	74	29	22	184	954
NURSE	340	26	33	13	10	81	421
	240	18	23	9	7	57	297
	290	22	28	11	8	69	359
	200	15	19	8	6	48	248
	185	14	18	7	5	44	229
	290	22	28	11	8	69	359
	<u>5,735</u>	<u>439</u>	<u>549</u>	<u>217</u>	<u>166</u>	<u>1,371</u>	<u>7,106</u>

COUNTY OF MAVERICK
 PROPOSED LONGEVITY
 2017 - 2018 ADOPTED BUDGET (UNAUDITED)

DEPARTMENT	APPROVED SALARIES 17-18	FICA 7.65%	RETIREMENT 9.57%	WC 8.35% 2.14%		TEC 2.90%	PLUS FRINGE BENEFITS	TOTAL PERSONNEL COSTS
647: PCT 1 ADMIN OFFICE VFW								
SECURITY	0	0	0	0		0	0	0
	0	0	0	0		0	0	0
690: LAKE								
PART TIME	0	0	0	0		0	0	0
	0	0	0	0	0	0	0	0
649 : PCT 2 ADMIN OFFICE								
SECRETARY	0	0	0	0		0	0	0
	0	0	0	0	0	0	0	0
663: COMMUNITY CENTERS								
SECRETARY	305	23	29	7		9	68	373
	305	23	29	7		9	68	373
621 : HIDTA								
	245	19	23	5		7	55	300
	245	19	23	5	0	7	55	300
520: FOOD PANTRY								
	215	16	21	5		6	48	263
	390	30	37	8		11	87	477
Assistant 2	275	21	26	6		8	61	336
	880	67	84	19		26	196	1,076
661: COMMUNITY CENTERS								
PRINCT.1 COMMUNITY CENTER	305	23	29	7		9	68	373
	305	23	29	7		9	68	373
668: BOULDER RICH PCT 4								
ASSISTANT - SECRETARY	0	0	0	0		0	0	0
	0	0	0	0	0	0	0	0
652 CODE ENFORCEMENT								
	0	0	0	0		0	0	0
	0	0	0	0		0	0	0
665: AGRICULTURE								
EXTENSION AGENT	365	28	35	8		11	81	446
	365	28	35	8		11	81	446
589: CEMETARY								
CEMETARY MAINTENANCE LABORER	625	48	60	52		18	178	803
CEMETARY MAINTENANCE LABORER	245	19	23	20		7	70	315
CEMETARY MAINTENANCE LABORER	305	23	29	25		9	87	392
	1,175	90	112	98	0	34	335	1,510
820: CO. PLANNER								
DEPARTMENT HEAD	415	32	40	9		12	92	507
	415	32	40	9		12	92	507
TOTAL GENERAL FUND	51,530	3,942	4,931	1,534	0	1,494	11,902	63,432

**COUNTY OF MAVERICK
 PROPOSED LONGEVITY
 2017 - 2018 ADOPTED BUDGET (UNAUDITED)**

DEPARTMENT	APPROVED SALARIES 17-18	FICA 7.65%	RETIREMENT 9.57%	WC 8.35%	TEC 2.90%	PLUS FRINGE BENEFITS	TOTAL PERSONNEL COSTS
<u>ROAD AND BRIDGE</u>							
		0	0	0	0	0	0
MECHANIC SHOP SUPERVISOR	725	55	69	61	21	206	931
CDL DRIVER	785	60	75	66	23	223	1,008
CDL DRIVER	315	24	30	26	9	90	405
CDL DRIVER	725	55	69	61	21	206	931
HEAVY EQUIPMENT OPERATOR	345	26	33	29	10	98	443
HEAVY EQUIPMENT OPERATOR	905	69	87	76	26	258	1,163
LABORER	300	23	29	25	9	85	385
PARKS AND RECREATION LABORER	395	30	38	33	11	112	507
	280	21	27	23	8	80	360
	290	22	28	24	8	83	373
	280	21	27	23	8	80	360
	245	19	23	20	7	70	315
	265	20	25	22	8	75	340
	245	19	23	20	7	70	315
	230	18	22	19	7	65	295
	275	21	26	23	8	78	353
	290	22	28	24	8	83	373
	275	21	26	23	8	78	353
	240	18	23	20	7	68	308
	185	14	18	15	5	53	238
	185	14	18	15	5	53	238
	230	18	22	19	7	65	295
	380	29	36	32	11	108	488
	215	16	21	18	6	61	276
	<u>8,605</u>	<u>658</u>	<u>823</u>	<u>719</u>	<u>250</u>	<u>2,450</u>	<u>11,055</u>

COUNTY OF MAVERICK
 PROPOSED LONGEVITY
 2017 - 2018 ADOPTED BUDGET (UNAUDITED)

DEPARTMENT	APPROVED SALARIES 17-18	FICA 7.65%	RETIREMENT 9.57%	WC 8.35% 4.62% 2.14%	TEC 2.90%	PLUS FRINGE BENEFITS	TOTAL PERSONNEL COSTS
<u>698: NUTRITION</u>							
DEPARTMENT HEAD	385	29	37	8	11	86	471
CLERICAL	1,145	88	110	25	33	255	1,400
DRIVER / MAINTENANCE	460	35	44	38	13	131	591
HEAD COOK	1,035	79	99	22	30	230	1,265
COOKAID / DRIVER	770	59	74	16	22	171	941
COOKAID / DRIVER	480	37	46	10	14	107	587
	<u>4,275</u>	<u>327</u>	<u>409</u>	<u>120</u>	<u>124</u>	<u>980</u>	<u>5,255</u>
<u>200: AIRPORT-</u>							
ATTENDANTS	360	28	34	17	10	89	449
CUSTODIAN	930	71	89	43	27	230	1,160
	<u>1,290</u>	<u>99</u>	<u>123</u>	<u>60</u>	<u>37</u>	<u>319</u>	<u>1,609</u>
<u>180: UTILITY-WATER PLANT</u>							
ASSISTANT SUPERVISOR	1,080	83	103	50	31	267	1,347
ASSISTANT SUPERVISOR	570	44	55	28	17	141	711
	235	18	22	11	7	58	293
DEPT HEAD	310	24	30	14	9	77	387
	<u>2,195</u>	<u>168</u>	<u>210</u>	<u>101</u>	<u>64</u>	<u>543</u>	<u>2,738</u>
<u>269: RECORDS MANAGEMENT</u>							
	0						
SUPERVISORS	1,500	115	144	32	44	334	1,834
SUPERVISORS	925	71	89	20	27	206	1,131
	<u>2,425</u>	<u>186</u>	<u>232</u>	<u>52</u>	<u>70</u>	<u>540</u>	<u>2,965</u>

MAVERICK COUNTY TREASURER'S

JULY

2017

GENERAL FUND (UNRESTRICTED FUNDS)

Name	BALANCE JUN. 17	RECEIPTS	INTERES EARNED	TOTAL	DISB	ANALYSIS CHARGE	BALANCE JUL. 17
1 CO. TREAS. GERNERAL FUND	\$ 3,164,418.61	\$ 618,199.90	\$ -	\$ 3,782,618.51	\$ 1,198,808.79	\$ -	\$ 2,583,809.72
36 CO TREAS. ROAD & BRIDGE FUND	\$ 1,306,182.55	\$ 72,422.60	\$ -	\$ 1,378,605.15	\$ 243,779.53	\$ -	\$ 1,134,825.62
TOTAL GENERAL FUND	\$ 4,470,601.16	\$ 690,622.50	\$ -	\$ 5,161,223.66	\$ 1,442,588.32	\$ -	\$ 3,718,635.34

INTEREST / SINKING & OTHER SPECIAL FUNDS (RESTRICTED ACCOUNTS)

Name	BALANCE JUN. 17	RECEIPTS	INTERES EARNED	TOTAL	DISB	ANALYSIS CHARGE	BALANCE JUL. 17
26 CO. TREAS. PAYROLL FUND	\$ 308,346.23	\$ 750,353.82	\$ -	\$ 1,058,700.05	\$ 749,798.03	\$ -	\$ 308,902.02
50 C/T PAYROLL FRINGE BENEFITS MMK	\$ 333,759.29	\$ 334,666.67	\$ -	\$ 668,425.96	\$ 333,319.38	\$ -	\$ 335,106.58
50 C/T MOTOR VEHICLE REGISTRATION MMK	\$ 2,863.72	\$ 0.49	\$ -	\$ 2,864.21	\$ -	\$ -	\$ 2,864.21
51 C/T CASH BOND MONEY MARKET	\$ 54,684.65	\$ 9.29	\$ -	\$ 54,693.94	\$ -	\$ -	\$ 54,694.14
49 C/T EMPLOYEE X-MAS SAVINGS MMK	\$ 127,599.97	\$ 14,681.04	\$ -	\$ 142,281.01	\$ -	\$ -	\$ 142,281.01
5 C/T CONTRACTUAL OBLIGATION SERIES '94 1 & 8	\$ 2,190,761.61	\$ 173,543.06	\$ -	\$ 2,364,304.67	\$ -	\$ -	\$ 2,364,304.67
18 C/T COURTS ADM OFFICE FEES (J.P. FEES.)	\$ 519,913.34	\$ 69,578.51	\$ -	\$ 589,491.85	\$ 76,818.80	\$ -	\$ 512,673.05
20 C/T LANDFILL & CRIMINAL DET. CENTER	\$ 6,186.85	\$ 183,383.69	\$ -	\$ 191,560.54	\$ 185,369.59	\$ -	\$ 6,190.95
3 C/T AIRPORT FUND	\$ 40,476.02	\$ 4,577.68	\$ -	\$ 44,833.60	\$ 5,972.34	\$ -	\$ 38,861.26
34 C/T RECORDS MANAGEMENT FUND	\$ 120,496.34	\$ 11,312.56	\$ -	\$ 131,808.90	\$ 10,471.31	\$ -	\$ 121,397.59
45 C/T TECHNOLOGY FUND	\$ 53,357.29	\$ 1,225.80	\$ -	\$ 54,583.09	\$ 70.64	\$ -	\$ 54,782.45
21 C/T MAV. CO. LAW LIBRARY ACCT.	\$ 83,414.04	\$ 3,093.84	\$ -	\$ 83,414.04	\$ -	\$ -	\$ 83,414.04
48 C/TT MAV. CO. UTILITY FUND	\$ 90,305.70	\$ 35,538.66	\$ -	\$ 125,844.36	\$ 41,121.93	\$ -	\$ 84,722.43
6 C/T COURTHOUSE SECURITY FUND	\$ 161,340.48	\$ 3,261.16	\$ -	\$ 161,340.48	\$ -	\$ -	\$ 161,340.48
17 C/T MAVERICK COUNTY AETNA HEALTH ACCT	\$ 10,406.58	\$ 281,325.42	\$ -	\$ 291,732.00	\$ 257,692.56	\$ -	\$ 34,039.44
35 C/T MAVERICK RESTITUTION CORRUPTION CASES	\$ 729.41	\$ -	\$ -	\$ 729.41	\$ -	\$ -	\$ 729.41
23 MAV COUNTY MULTI JURISDICTION	\$ 44,492.80	\$ -	\$ -	\$ 44,492.80	\$ -	\$ 5.00	\$ 44,397.80
MAVERICK COUNTY TAX NOTE 2016	\$ 525,858.06	\$ -	\$ -	\$ 525,858.06	\$ -	\$ -	\$ 525,858.06
MAVERICK COUNTY LBSP GRANT# 3149801	\$ 12,652.98	\$ -	\$ -	\$ 12,652.98	\$ -	\$ -	\$ 12,652.98
MAV COUNTY UNCLAIMED FUNDS	\$ 2,948.62	\$ 15,250.20	\$ -	\$ 18,198.82	\$ -	\$ -	\$ 18,198.82
TOTAL GENERAL FUND	\$ 4,684,149.18	\$ 1,883,901.79	\$ -	\$ 6,568,050.97	\$ 1,660,634.58	\$ 5.00	\$ 4,907,411.39
TOTAL INT. SAV. OTHER SPEC FUNDS & GENERAL FUND	\$ 9,154,750.34	\$ 2,574,524.29	\$ -	\$ 11,729,274.63	\$ 3,103,222.90	\$ 5.00	\$ 8,626,046.73

NEW ACCTS

Name	BALANCE JUN. 17	RECEIPTS	INTERES EARNED	TOTAL	DISB	ANALYSIS CHARGE	BALANCE JUL 17
23 MAVERICK COUNTY DEFICIT RED	\$ 532,144.68	\$ 66,523.12	\$ -	\$ 598,667.80	\$ -	\$ -	\$ 598,667.80
TOTAL	\$ 532,144.68	\$ 66,523.12	\$ -	\$ 598,667.80	\$ -	\$ -	\$ 598,667.80

GRANTS FUNDS (RESTRICTED ACCOUNTYS TO BE USED FOR GRANT PURPOSE PER THE GRANT AGREEMENT)

Name	BALANCE JUN. 17	RECEIPTS	INTERES EARNED	TOTAL	DISB	ANALYSIS CHARGE	BALANCE JUL 17
15 C/T MAV. CO. ELDERLY NUTRITION PROGRAM	\$ 14,282.15	\$ 56,629.60	\$ -	\$ 70,911.75	\$ 40,637.27	\$ -	\$ 30,274.48
15 C/T MAV. CO. HEALTH DEPT.	\$ 20,505.22	\$ 5,427.05	\$ -	\$ 25,932.27	\$ 5,427.11	\$ -	\$ 20,505.16
3A C/T SHERRIFFS DEPT. OPERATION BORDER STAR	\$ 757.04	\$ -	\$ -	\$ 757.04	\$ -	\$ 5.00	\$ 752.04
4 C/T BORDER STAR JAG	\$ 10,253.47	\$ -	\$ -	\$ 10,253.47	\$ 3,412.41	\$ -	\$ 6,841.06
40 C/T OPERATION STONE GARDEN 2011	\$ 41,222.66	\$ -	\$ -	\$ 41,222.66	\$ -	\$ 5.00	\$ 41,217.66
38 C/T SHERRIFFS DEPT CHESAPEAKE OPERATING, INC.	\$ 31,161.97	\$ -	\$ -	\$ 31,161.97	\$ -	\$ -	\$ 31,161.97
45 MAVERICK COUNTY TABACCO GRANT	\$ 0.01	\$ -	\$ -	\$ 0.01	\$ -	\$ -	\$ 0.01
2 C/T ALCOHOL AND DRUG ABUSE GRANT	\$ 792.23	\$ -	\$ -	\$ 792.23	\$ -	\$ 5.00	\$ 787.23
MAVERICK COUNTY SHERRIFF CONFISCATED FUND	\$ 289.65	\$ 399.17	\$ -	\$ 1,288.82	\$ 399.17	\$ -	\$ 889.65
TOTAL	\$ 119,864.40	\$ 62,455.82	\$ -	\$ 182,320.22	\$ 49,875.96	\$ 15.00	\$ 132,429.26

MAVERICK COUNTY PASS THROUGH

Name	BALANCE JUN. 17	RECEIPTS	INTERES EARNED	TOTAL	DISB	ANALYSIS CHARGE	BALANCE JUL 17
16 MAVERICK COUNTY HOPE - K THC PASS THROUGH	\$ 13,668.09	\$ -	\$ -	\$ 13,668.09	\$ 511.00	\$ -	\$ 13,157.09
TOTAL	\$ 13,668.09	\$ -	\$ -	\$ 13,668.09	\$ 511.00	\$ -	\$ 13,157.09

NEW ACCTS 2016

Name	BALANCE JUN. 17	RECEIPTS	INTERES EARNED	TOTAL	DISB	ANALYSIS CHARGE	BALANCE JUL. 17
40 COUNTY COURT RECORDS PRESERVATION FUND	\$ 19,548.81	\$ 930.00	\$ -	\$ 20,478.81	\$ -	\$ -	\$ 20,478.81
41 CHILD ABUSE PRESERVATION FUND	\$ -	\$ -	\$ -	\$ -	\$ -	\$ -	\$ -
42 JUVENILE DELINQUENCY PRESERVATION FUND	\$ 14.02	\$ 0.25	\$ -	\$ 14.77	\$ -	\$ -	\$ 14.77
43 COUNTY FAMILY PROTECTION ACCT.	\$ 3,873.23	\$ 315.00	\$ -	\$ 4,188.23	\$ -	\$ -	\$ 4,188.23
44 JUDICIAL EFFICIENCY OF COURTSWTIME PAYMENT	\$ 364.66	\$ 20.00	\$ -	\$ 384.66	\$ -	\$ -	\$ 384.66
45 COUNTY CLERK REC. MGMT & PRESERVATION	\$ 567.01	\$ 14.04	\$ -	\$ 581.05	\$ -	\$ -	\$ 581.05
46 CONT. ED. OF JUDGE & STAFF OF PROBATE	\$ 653.16	\$ 55.00	\$ -	\$ 708.16	\$ -	\$ -	\$ 708.16
47 FAMILY PROTECTION FEE	\$ -	\$ -	\$ -	\$ -	\$ -	\$ -	\$ -
48 COURT INITIATED GUARDIANSHIP FUND	\$ 1,180.01	\$ 60.00	\$ -	\$ 1,240.01	\$ -	\$ -	\$ 1,240.01
49 VITAL STATISTICS FUND	\$ -	\$ -	\$ -	\$ -	\$ -	\$ -	\$ -
50 E FILE RECOVERY DIST CLERK FUND	\$ 17,114.00	\$ -	\$ -	\$ 17,114.00	\$ -	\$ -	\$ 17,114.00
51 DIST. REC. MGMT. & PRESERVATION FUND	\$ 10,228.66	\$ 500.00	\$ -	\$ 10,728.66	\$ -	\$ -	\$ 10,728.66
52 COUNTY & DISTRICT TECH. FUND	\$ 963.96	\$ 39.02	\$ -	\$ 1,002.98	\$ -	\$ -	\$ 1,002.98
53 COURT COST FEES FUND # 103	\$ 283,826.47	\$ 23,333.90	\$ -	\$ 307,160.27	\$ -	\$ 56,612.94	\$ 250,547.33
46 COURT CLERK RECORDS ARCHIVE ACCT.	\$ 0.01	\$ -	\$ -	\$ 0.01	\$ -	\$ -	\$ 0.01
46 COURT RECORDS ARCHIVE FEE DISTRICT CLERK	\$ 0.01	\$ -	\$ -	\$ 0.01	\$ -	\$ -	\$ 0.01
TOTAL	\$ 338,334.51	\$ 25,267.11	\$ -	\$ 363,601.62	\$ -	\$ 56,612.94	\$ 306,988.68

MAVERICK COUNTY DETENTION CENTER

Name	BALANCE JUN. 17	RECEIPTS	INTERES EARNED	TOTAL	DISB	ANALYSIS CHARGE	BALANCE JUL. 17
8 MAVERICK COUNTY DETENTION CENTER	\$ 477,743.09	\$ -	\$ -	\$ 477,743.09	\$ -	\$ -	\$ 477,743.09
TOTAL	\$ 477,743.09	\$ -	\$ -	\$ 477,743.09	\$ -	\$ -	\$ 477,743.09

SPECIAL DEPARTMENTS FUNDS: (RESTRICTED ACCOUNTS; THE COUNTY HAS NO CONTROL OVER THESE ACCOUNTS B STAT LAW THEY ARE MAINTAINED BY THE COUNTY TRASURER)

DISTRICT ATTORNEY ROBERTO SERNA

Name	BALANCE JUN. 17	RECEIPTS	INTERES EARNED	TOTAL	DISB	ANALYSIS CHARGE	BALANCE JUL. 17
9 DISTRICT ATTORNEY GENERAL FUND	\$ 111,110.84	\$ 77,819.64	\$ -	\$ 188,930.48	\$ 64,604.71	\$ -	\$ 124,325.77
9 DISTRICT ATTORNEY TRUSTEE ACCT.	\$ 42,884.13	\$ -	\$ -	\$ 42,884.13	\$ -	\$ -	\$ 42,884.13
10 DISTRICT ATTORNEY SEIZED FUND	\$ 10,102.50	\$ 3.63	\$ -	\$ 10,106.13	\$ -	\$ -	\$ 10,106.13
10 DISTRICT ATTORNEY FORFITURE ACCOUNT	\$ 35,681.28	\$ 333.47	\$ -	\$ 36,014.75	\$ 5,050.39	\$ -	\$ 30,964.36
7 D.A BORDER PROSECUTION GRANT # 2283-701	\$ 30,506.53	\$ 16,004.56	\$ -	\$ 46,511.09	\$ 16,334.83	\$ -	\$ 30,176.26
TOTAL	\$ 230,285.28	\$ 94,161.30	\$ -	\$ 324,446.58	\$ 85,989.93	\$ -	\$ 238,456.65

ACCT: (RESTRICTED ACCOUNTS; THE COUNTY HAS NO CONTROL OVER THESE ACCOUNTS BY STATE LAW THEY ARE MAINTAINED BY THE COUNTY TREASURER)

Name	BALANCE JUN. 17	RECEIPTS	INTERES EARNED	TOTAL	DISB	ANALYSIS CHARGE	BALANCE JUL. 17
30 293 JUDICIAL DISTRICT ADULT PROBATION DEPT.	\$ 384,819.14	\$ 37,168.10	\$ -	\$ 421,987.24	\$ 92,096.50	\$ -	\$ 329,890.74
13 ADULT PROBATION DEPT. " FEE ACCOUNT "	\$ 203,504.73	\$ 52,372.31	\$ -	\$ 255,877.04	\$ 83,168.10	\$ -	\$ 172,708.94
32 JUVENILE PROBATION DEPT.	\$ 443,600.44	\$ 65,942.28	\$ -	\$ 509,542.72	\$ 92,928.39	\$ -	\$ 416,614.33
13 JUVENILE PROBATION DEPT. " FEE ACCOUNT"	\$ 7,005.89	\$ 523.00	\$ -	\$ 7,528.89	\$ -	\$ -	\$ 7,528.89
12 C/T FEDERAL FOSTER CARE REIMB. PROG.	\$ 30,586.96	\$ -	\$ 5.20	\$ 30,592.16	\$ -	\$ -	\$ 30,592.16
31 ADULT PROBATION - ALLOCATION EXPENSE	\$ 52,796.55	\$ -	\$ -	\$ 52,796.55	\$ 1,040.00	\$ -	\$ 51,756.55
TOTAL	\$ 1,122,313.71	\$ 156,003.69	\$ 5.20	\$ 1,278,324.60	\$ 207,232.77	\$ -	\$ 1,009,091.61

SOLID WASTE (RESTRICTED ACCOUNT UNDER THE CONTROL OF THE SOLID WASTE AUTHORITY BOARD)

Name	BALANCE JUN. 17	RECEIPTS	INTERES EARNED	TOTAL	DISB	ANALYSIS CHARGE	BALANCE JUL. 17
39 C/T MAV. CO. SOLID WASTE AUTHORITY	\$ 215,247.54	\$ 185,369.59	\$ -	\$ 400,617.13	\$ 127,106.27	\$ -	\$ 273,510.86
TOTAL	\$ 215,247.54	\$ 185,369.59	\$ -	\$ 400,617.13	\$ 127,106.27	\$ -	\$ 273,510.86
TOTAL	\$ 11,866,017.13	\$ 3,139,039.81	\$ 5.20	\$ 15,005,062.14	\$ 3,635,939.05	\$ 20.00	\$ 11,369,103.09

SUMMARY

UNDER COUNTY CONTROL - GENERAL UNRESTRICTED	\$ 3,718,635.34
UNDER COUNTY CONTROL - I & S OTHER RESTRICTED	\$ 4,907,411.39
UNDER GRANT CONTROL RESTRICTED	\$ 132,429.26
NOT UNDER COUNTY CONTROL	\$ 2,011,959.30
NEW ACCOUNTS	\$ 905,656.48
	\$ 11,676,091.77

Debt Service
Payment Schedules
for
Maverick County, Texas



*Fiscal Year Ending
September 30, 2017*

Created on: May 20, 2016

Prepared by:
Victor Quiroga Jr.
Duncan M. Morrow, CFA
Frost Bank Capital Markets
San Antonio, Texas
(210) 220-5718
victor.quiroga@frostbank.com
duncan.morrow@frostbank.com

Table of Contents

A. General Obligation Debt Service Summary

B. General Obligation Debt

1. Combined Payments by Fiscal Year End
2. Combined Payments by Date
3. Series 2004 Debt Schedule
4. Series 2013 Debt Schedule
5. Series 2015 Debt Schedule
6. Series 2016 Debt Schedule

BOND DEBT SERVICE BREAKDOWN

Maverick County
 Combined General Obligation Debt Service Requirements
 Series 2004, 2013, 2015 and 2016
 DEBT SERVICE SUMMARY

Period Ending	Combination Limited Tax & Revenue Certificates of Obligation, Series 2004	Tax Notes, Series 2013	Tax Anticipation Notes, Series 2015	Limited Tax Refunding Bonds, Series 2016	Total
09/30/2016	66,875	82,400	817,200	548,759.17	1,515,234.17
09/30/2017	738,250	659,200		1,308,300.00	2,705,750.00
09/30/2018	736,500	618,000		1,308,300.00	2,662,800.00
09/30/2019	738,125	576,800		1,940,375.00	3,255,300.00
09/30/2020	738,000	535,600		1,942,775.00	3,216,375.00
09/30/2021				1,946,500.00	1,946,500.00
09/30/2022				1,946,375.00	1,946,375.00
09/30/2023				1,942,400.00	1,942,400.00
09/30/2024				1,939,400.00	1,939,400.00
09/30/2025				1,941,850.00	1,941,850.00
09/30/2026				1,939,400.00	1,939,400.00
09/30/2027				1,936,875.00	1,936,875.00
09/30/2028				1,938,750.00	1,938,750.00
09/30/2029				1,944,325.00	1,944,325.00
09/30/2030				1,938,425.00	1,938,425.00
09/30/2031				1,940,700.00	1,940,700.00
09/30/2032				1,940,450.00	1,940,450.00
09/30/2033				1,937,325.00	1,937,325.00
09/30/2034				1,940,625.00	1,940,625.00
	3,017,750	2,472,000	817,200	34,221,909.17	40,528,859.17

BOND DEBT SERVICE

Maverick County
 Combined General Obligation Debt Service Requirements
 Series 2004, 2013, 2015 and 2016
 Combined Payments by Fiscal Year End

Period Ending	Principal	Interest	Debt Service
09/30/2016	800,000	715,234.17	1,515,234.17
09/30/2017	1,135,000	1,570,750.00	2,705,750.00
09/30/2018	1,165,000	1,497,800.00	2,662,800.00
09/30/2019	1,855,000	1,400,300.00	3,255,300.00
09/30/2020	1,940,000	1,276,375.00	3,216,375.00
09/30/2021	760,000	1,186,500.00	1,946,500.00
09/30/2022	815,000	1,131,375.00	1,946,375.00
09/30/2023	870,000	1,072,400.00	1,942,400.00
09/30/2024	930,000	1,009,400.00	1,939,400.00
09/30/2025	1,000,000	941,850.00	1,941,850.00
09/30/2026	1,070,000	869,400.00	1,939,400.00
09/30/2027	1,145,000	791,875.00	1,936,875.00
09/30/2028	1,230,000	708,750.00	1,938,750.00
09/30/2029	1,325,000	619,325.00	1,944,325.00
09/30/2030	1,415,000	523,425.00	1,938,425.00
09/30/2031	1,520,000	420,700.00	1,940,700.00
09/30/2032	1,630,000	310,450.00	1,940,450.00
09/30/2033	1,745,000	192,325.00	1,937,325.00
09/30/2034	1,875,000	65,625.00	1,940,625.00
	24,225,000	16,303,859.17	40,528,859.17

BOND DEBT SERVICE

Maverick County
 Combined General Obligation Debt Service Requirements
 Series 2004, 2013, 2015 and 2016
 Combined Payments by Date

Period Ending	Principal	Interest	Debt Service	Annual Debt Service
07/15/2016	800,000	17,200.00	817,200.00	
09/01/2016		698,034.17	698,034.17	
09/30/2016				1,515,234.17
03/01/2017	1,135,000	803,425.00	1,938,425.00	
09/01/2017		767,325.00	767,325.00	
09/30/2017				2,705,750.00
03/01/2018	1,165,000	767,325.00	1,932,325.00	
09/01/2018		730,475.00	730,475.00	
09/30/2018				2,662,800.00
03/01/2019	1,855,000	730,475.00	2,585,475.00	
09/01/2019		669,825.00	669,825.00	
09/30/2019				3,255,300.00
03/01/2020	1,940,000	669,825.00	2,609,825.00	
09/01/2020		606,550.00	606,550.00	
09/30/2020				3,216,375.00
03/01/2021	760,000	606,550.00	1,366,550.00	
09/01/2021		579,950.00	579,950.00	
09/30/2021				1,946,500.00
03/01/2022	815,000	579,950.00	1,394,950.00	
09/01/2022		551,425.00	551,425.00	
09/30/2022				1,946,375.00
03/01/2023	870,000	551,425.00	1,421,425.00	
09/01/2023		520,975.00	520,975.00	
09/30/2023				1,942,400.00
03/01/2024	930,000	520,975.00	1,450,975.00	
09/01/2024		488,425.00	488,425.00	
09/30/2024				1,939,400.00
03/01/2025	1,000,000	488,425.00	1,488,425.00	
09/01/2025		453,425.00	453,425.00	
09/30/2025				1,941,850.00
03/01/2026	1,070,000	453,425.00	1,523,425.00	
09/01/2026		415,975.00	415,975.00	
09/30/2026				1,939,400.00
03/01/2027	1,145,000	415,975.00	1,560,975.00	
09/01/2027		375,900.00	375,900.00	
09/30/2027				1,936,875.00
03/01/2028	1,230,000	375,900.00	1,605,900.00	
09/01/2028		332,850.00	332,850.00	
09/30/2028				1,938,750.00
03/01/2029	1,325,000	332,850.00	1,657,850.00	
09/01/2029		286,475.00	286,475.00	
09/30/2029				1,944,325.00
03/01/2030	1,415,000	286,475.00	1,701,475.00	
09/01/2030		236,950.00	236,950.00	
09/30/2030				1,938,425.00
03/01/2031	1,520,000	236,950.00	1,756,950.00	
09/01/2031		183,750.00	183,750.00	
09/30/2031				1,940,700.00
03/01/2032	1,630,000	183,750.00	1,813,750.00	
09/01/2032		126,700.00	126,700.00	
09/30/2032				1,940,450.00
03/01/2033	1,745,000	126,700.00	1,871,700.00	

BOND DEBT SERVICE

Maverick County
Combined General Obligation Debt Service Requirements
Series 2004, 2013, 2015 and 2016
Combined Payments by Date

Period Ending	Principal	Interest	Debt Service	Annual Debt Service
09/01/2033		65,625.00	65,625.00	
09/30/2033				1,937,325.00
03/01/2034	1,875,000	65,625.00	1,940,625.00	
09/30/2034				1,940,625.00
	24,225,000	16,303,859.17	40,528,859.17	40,528,859.17

BOND DEBT SERVICE

Maverick County
 Combination Limited Tax & Revenue Certificates of Obligation, Series 2004
 Callable beginning 3/1/2014 at Par

Period Ending	Principal	Coupon	Interest	Debt Service	Annual Debt Service
09/01/2016			66,875	66,875	
09/30/2016					66,875
03/01/2017	620,000	5.000%	66,875	686,875	
09/01/2017			51,375	51,375	
09/30/2017					738,250
03/01/2018	650,000	5.000%	51,375	701,375	
09/01/2018			35,125	35,125	
09/30/2018					736,500
03/01/2019	685,000	5.000%	35,125	720,125	
09/01/2019			18,000	18,000	
09/30/2019					738,125
03/01/2020	720,000	5.000%	18,000	738,000	
09/30/2020					738,000
	2,675,000		342,750	3,017,750	3,017,750

BOND DEBT SERVICE

Maverick County
 Tax Notes, Series 2013
 Callable 3/1/2018 at 102%, 3/1/2019 at 101% and 3/1/2020 at Par

Period Ending	Principal	Coupon	Interest	Debt Service	Annual Debt Service
09/01/2016			82,400	82,400	
09/30/2016					82,400
03/01/2017	515,000	8.000%	82,400	597,400	
09/01/2017			61,800	61,800	
09/30/2017					659,200
03/01/2018	515,000	8.000%	61,800	576,800	
09/01/2018			41,200	41,200	
09/30/2018					618,000
03/01/2019	515,000	8.000%	41,200	556,200	
09/01/2019			20,600	20,600	
09/30/2019					576,800
03/01/2020	515,000	8.000%	20,600	535,600	
09/30/2020					535,600
	2,060,000		412,000	2,472,000	2,472,000

BOND DEBT SERVICE

Maverick County
Tax Anticipation Notes, Series 2015
Callable any date at Par

Period Ending	Principal	Coupon	Interest	Debt Service	Annual Debt Service
07/15/2016	800,000	4.300%	17,200	817,200	
09/30/2016					817,200
	800,000		17,200	817,200	817,200

BOND DEBT SERVICE

Maverick County
 Limited Tax Refunding Bonds, Series 2016
 Callable 3/1/2023 at Par

Period Ending	Principal	Coupon	Interest	Debt Service	Annual Debt Service
09/01/2016			548,759.17	548,759.17	
09/30/2016					548,759.17
03/01/2017			654,150.00	654,150.00	
09/01/2017			654,150.00	654,150.00	
09/30/2017					1,308,300.00
03/01/2018			654,150.00	654,150.00	
09/01/2018			654,150.00	654,150.00	
09/30/2018					1,308,300.00
03/01/2019	655,000	7.000%	654,150.00	1,309,150.00	
09/01/2019			631,225.00	631,225.00	
09/30/2019					1,940,375.00
03/01/2020	705,000	7.000%	631,225.00	1,336,225.00	
09/01/2020			606,550.00	606,550.00	
09/30/2020					1,942,775.00
03/01/2021	760,000	7.000%	606,550.00	1,366,550.00	
09/01/2021			579,950.00	579,950.00	
09/30/2021					1,946,500.00
03/01/2022	815,000	7.000%	579,950.00	1,394,950.00	
09/01/2022			551,425.00	551,425.00	
09/30/2022					1,946,375.00
03/01/2023	870,000	7.000%	551,425.00	1,421,425.00	
09/01/2023			520,975.00	520,975.00	
09/30/2023					1,942,400.00
03/01/2024	930,000	7.000%	520,975.00	1,450,975.00	
09/01/2024			488,425.00	488,425.00	
09/30/2024					1,939,400.00
03/01/2025	1,000,000	7.000%	488,425.00	1,488,425.00	
09/01/2025			453,425.00	453,425.00	
09/30/2025					1,941,850.00
03/01/2026	1,070,000	7.000%	453,425.00	1,523,425.00	
09/01/2026			415,975.00	415,975.00	
09/30/2026					1,939,400.00
03/01/2027	1,145,000	7.000%	415,975.00	1,560,975.00	
09/01/2027			375,900.00	375,900.00	
09/30/2027					1,936,875.00
03/01/2028	1,230,000	7.000%	375,900.00	1,605,900.00	
09/01/2028			332,850.00	332,850.00	
09/30/2028					1,938,750.00
03/01/2029	1,325,000	7.000%	332,850.00	1,657,850.00	
09/01/2029			286,475.00	286,475.00	
09/30/2029					1,944,325.00
03/01/2030	1,415,000	7.000%	286,475.00	1,701,475.00	
09/01/2030			236,950.00	236,950.00	
09/30/2030					1,938,425.00
03/01/2031	1,520,000	7.000%	236,950.00	1,756,950.00	
09/01/2031			183,750.00	183,750.00	
09/30/2031					1,940,700.00
03/01/2032	1,630,000	7.000%	183,750.00	1,813,750.00	
09/01/2032			126,700.00	126,700.00	
09/30/2032					1,940,450.00
03/01/2033	1,745,000	7.000%	126,700.00	1,871,700.00	

Changes

- 1 Pg. 69 Revenue and Expenditures from 4,125 to zero
- 2 Pg. 58 Revenue from Acct# 110-04000-300 from 176,206 to 185,612
- 3 Pg. 58 Revenue from Acct# 110-04100-300 from 243,089 to 233,683
- 4 Pg. 56 R&B Estimated Bank Balance from 504,343 to 621,000
- 5 Pg. 57 Operating Pct 1 from 150,000 to 160,000
 - Operating Pct 2 from 150,000 to 210,000
 - Operating Pct 3 from 180,000 to 190,000
 - Operating Pct 4 from 180,000 to 190,000
- 6 Pg 5 Landfill Transfer In from 1,915,724 to 2,015,724
- 7 Pg 26 Deputy Line Item from 53,945 to 80,922, Fringes from 43,685 to 58,693
- 8 Pg 90 Department 464 add a full time vacancy at 12.97 per hour (this change is reflected in change #7)
- 9 Pg 5 Add Revenue line item for SG2017 for 175,000
 - Add Revenue line item for OCDEF for 18,000
- 10 Pg 53 Add Transfer in/out FY2017 OPSG for 175,000
 - Add Transfer in/out OCDEF for 18,000
- 11 Pg. 37 Investigation line item increase from 222,603 to 298,653, fringe benefits line item from 785,699 to 820,357
- 12 Pg. 92 Add 2 Investigators positions at 38,025 per year (this change is reflected in change #11)
- 13 Cover Page add wording in reference to the decrease in revenue and new property revenue, and add wording about Total Debt as of the adoption of Budget and FY2018 debt as of the adoption of the budget
- 14 Pg.88 Include Retirement for Depts. 400, 406, and 434 for car and cell phone allowances
- 15 Pg.89 Include Retirement for Depts. 455, 457, and 459 for car and cell phone allowances
- 16 Pg.90 Include Retirement for Depts. 460, 461, 462, 463, 464, 465, 466 and 495 for car and cell phone allowances
- 17 Pg.94 Include Retirement for Dept 665 for car and cell phone allowances
- 18 Pg. 3 Correction on Formula Voter Resgistration & Maverick Co Hospital District Decrease/Increase column
- 19 Pg. 5 Correction on Formula G#3287101 Conversion to National Incident and Bullet Proof Vest Decrease/Increase column
- 20 Pg. 53 Transfer Out StoneGarden from 23,000 to 5,000
- 21 Pg 5 SCAAP Revenue from 5,000 to zero
- 22 Pg 38 Add SCAAP expenses line item for 5,503
- 23 Pg. 5 Include a Settlement Line item for 325,000
- 24 Pg. 36 Add Historical Jail Renovation for 90,000
- 25 Pg. 9 Part Time Line Item increase from zero to 15,600, fringe benefits from 106,540 to 113,408
- 26 Pg. 88 Add a Part Time vacancy at 15.00 per hr plus fringe benefits (this change is reflected in change #25)
- 27 Pg. Include a Chief Maintenance Position for 30,000 which also increases the fringes from 785,699 to 835,505
- 28 Pg. 92 Add a Vacant Position for Chief Maintenance at 30,000 per year plus fringe benefits (this change is reflected in change #27)
- 29 Pg 29 Machinery and Equipment from zero to 8,000
- 30 Pg 58 Machinery and Equipment from zero to 60,000
- 31 Pg 57 Overtime line from zero to 79,637 fringe benefits from 639,735 to 660,098
- 32 Pg 95 Include an Overtime line for 100,000 including fringe benefits (this change is reflected in change #31)
- 33 Pg 91 Reduce one position from 14.62 per hr to 14.00 per hr
- 34 Pg 36 Add a line item for buildings with a zero balance
- 35 Pg. 90 Dept 464 employee transferred to another dept. position is vacant
- 36 Pg. 91 Dept 499 filled clerk vacancy with name of employee
- 37 Pg. 92 Dept 560 employee transferred to another dept. position is vacant
- 38 Pg. 93 Dept 561 filled jailer vacancy with name of employee
- 39 Pg. 7 Revenue column change to Projected Pro-Forma Revenue, Expenditures column change to Projected Pro-Forma Expenditures, all numbers in this columns have been change.
- 40 Pg. 26 Updated employees and vacancies
- 41 Pg. 32 Updated employees and vacancies

42 Pg. 37 Updated employees and vacancies
43 Pg. 38 Updated employees and vacancies
44 Pg. 39 Updated employees and vacancies
45 Pg. 41 Updated employees and vacancies
46 Pg 46 Operating Pct 1 from 9,400 to 5,000
 Operating Pct 2 from 10,000 to 5,000
 Operating Pct 3 from 8,850 to 5,000
 Operating Pct 4 from 10,000 to 5,000
 Pct 1 Machinery & Equipment Pct 1 from 600 to zero
47 Pg 52 Include a Rollback expense line item
48 Pg. 58 to 96 Change medical Insurance from 9,240 to 8,000
49 Pg 5 Include Border Star LBSP Revenue for 7,630
50 Pg 64 operating expense from 31,828 to 36,788
51 Pg 7 Updated Fund 293 numbers
52 Pg 30 Correction on Landfill Accountant comment at the bottom of page
53 Pg 2 Change Proposed tax rate from .5238 to .5120
54 Pg 57 Assistant Superintendent from 20,800 to 41,600, fringe benefits from 510,498 to 623,816
55 Pg 95 Assistant Superintendent from part time to full time (This change is reflected in Change # 54)
56 Pg 3 Delete Treasurer's Estimated Bank Balance
57 Pg 6 Updated numbers Fund 100
58 Pg 5 Include a comment at the bottom of the page
59 Pg 5 Include a Surplus line item for \$ 2,089,060
60 Pg 14 Aids to Other Governments from 293,324 TO 305,057
61 Pg 15 Mileage from 1,750 to 2,500, Dues from 2,000 to 4,780, Aids to Other Governments from 282,992 to 294,312
62 Pg 16 Aid to Other Government DA's allocation from 385,000 to 400,000
63 Pg 90 JP3-2 Clerk from Part Time to Full Time from 13,998 to 19,308 plus fringe benefits
64 Pg 22 Clerk for 13,998 to 19,308 fringes from 17,492 to 26,520 (This Change is reflected in Change #63)
65 Pg 26 Machinery & Equipment 5,000+ from 8,000 to 16,000
66 Pg 49 Improvements from 0 to 85,000
67 Pg 56 Remove Treasurer's Estimated Cash of 621,000 at the top of page, Include Surplus FY2017 Treasurer's Estimate of 721,000, add note at the bottom of page
68 Pg 7 Update Fund 112 numbers
69 Pg 57 Operating Supplies from 700,743 to 500,473
 Operating Supplies PCT 1 from 160,000 to 185,000
 Operating Supplies PCT 2 from 210,000 to 235,000
 Operating Supplies PCT 3 from 190,000 to 215,000
 Operating Supplies PCT 4 from 190,000 to 215,000
70 Pg. 59 Other Rental from 137,245 to Zero
71 Pg 91 Dept 499 Delete 1 Part Time, add 1 Full Time Vacant @ \$ 9.00 per hr plus fringe benefits
72 Pg 32 Deputies from 148,952 to 167,672; Temporary Help from 23,940 to 17,955; Fringes from 100,634 to 111,099
73 Pg 95 Change General Laborer Position from 10.92 per hr to 11.50 per hr
74 Pg 57 Laborer Assistant from 280,290 to 281,488; Fringes benefits from 623,816 to 624,123
75 Pg. 92 Investigator position from 15.87 per hour to 16.35 per hr
76 Pg. 37 Investigation from 298,653 to 299,725; Fringes from 773,505 to 773,730
77 Pg 5 Bullet Proof Vest from 35,000 to 20,862
78 Pg 53 Bullet Proof Vest from 35,000 to 20,862
79 Pg 51 Quemado Library from 25,189 to 27,189
80 Pg 37 Machinery & Equipment from 3,035 to 8,035
81 Pg 50 Remove Note

82 Pg 59 Change Bank Balance to Zero
83 Pg 51 Maverick County Health from 122,167 to zero
84 Pg 90 Dept 646 filled vacancy
85 Pg 93 Dept 561 filled vacancy; change filled position to jailer vacancy; change rate from 14.07 per hr to 13.20 per hour
86 Pg 95 Fund 112 filled vacancy; laborer name of employee to vacancy
87 Pg 92 Dept 560 name of employee to vacant (dispatcher); filled deputy vacancy
88 Pg 22 Dept 460 change number of employees
89 Pg 26 Dept 464 Change number of employees
90 Pg 37 Dept 560 Change number of employees
91 Pg 38 Dept 561 Change number of employees
92 Cover Page Change Property rate from .523800 to .512000; Change Debt Rate from .113800 to .101700
93 Pg 5 Surplus Dollars for FY2017 Treasurer's Estimate from 2,089,060 to 2,573,982.88
94 Pg. 52 Fund Deficit Reduction from 1,325,543 to 1,885,907.88
95 Pg. 56 Surplus Dollars FY17 Treasurer's Estimate from 721,000 to 796,442