

# MAVERICK COUNTY, TEXAS

## Fiscal Year 2023 Adopted Budget

This budget will raise more revenue from property taxes than last year's budget by an estimated amount of \$138,771 which is a 0.955% increase from last year's budget. The property tax revenue to be raised from new property added to the tax roll this year is \$114,609

### Record Vote

Commissioner Pct. 1

Gerardo Morales

For   X   Against       

Commissioner Pct. 2

Rosy Cantu

For   X   Against       

Commissioner Pct. 3

Olga Ramos

For   X   Against       

Commissioner Pct. 4

Roberto Ruiz

For        Against   X  

County Judge

David R. Saucedo

For   X   Against       

FILED  
AT 6:15 O'CLOCK P.M.

SEP 20 2022

SARA MONTEMAYOR  
County Clerk, Maverick County, Texas  
By            Deputy

### County Property tax Rates (Amounts per \$100 of value)

	FY2022 (preceding year)	FY2023 (proposed budget)
Property Tax Rate	0.538571	0.443663
No New Revenue Rate	0.527884	0.439468
Effective Maintenance & Operations Tax Rate	0.397292	0.330002
Voter Approval Tax Rate	0.572282	0.443663
Debt Rate	0.141279	0.113661

The total amount of County debt obligations as of the adoption of this budget was \$41,466,076  
(Principal: 34,469,000 Interest: 6,997,076)

The total amount of County debt obligations for FY2023 as of the adoption of this budget was \$ 4,044,930  
(Principal: 2,958,000 Interest: 1,086,930)

Additional County debt (NOT pledge by Property Taxes) as of adoption of this budget was \$3,602,575  
Additional County Debt obligations for FY2023 (NOT pledge by Property Taxes) as of the adption of this budget was \$796,881

Adopted by the Commissioners Court on September 20, 2022

**COUNTY OF MAVERICK**  
**2022 - 2023 ADOPTED (UNAUDITED / UNADJUSTED / NOT GAAP)**  
**TABLE OF CONTENTS**

	PAGE NUMBER		PAGE NUMBER
<b>TABLE OF CONTENTS</b>	1	172 COURT RECORDS ARCHIVE FEE - DIST	72
PROPOSED TAX RATE	2	173 COUNTY CLERK RECORDS ARCHIVE A	73
<b><u>GENERAL FUND</u></b>		180:UTILITY WATER PLANT FUND	74
REVENUES	3	200:AIRPORT FUND	75
SUMMARY	6	240:HEALTH DEPARTMENT	76
FUND BALANCES	7	267:TECHNOLOGY FEES	77
BUDGET SUMMARY	8	268: DISTRICT CLERK RECORDS MANAGEM	78
<b><u>COUNTY DEPARTMENTS</u></b>		269:RECORDS MANAGEMENT	79
400:COUNTY JUDGE AND COMMISSIONERS COURT	9	270: COUNTY AND DISTRICT CLERK TECHN	80
401:IT-MEDIA TECH	10	271:COURTHOUSE SECURITY FUND	81
402:HUMAN RESOURCES	11	272 CONSTRUCTION IN PROGRESS - WATE	82
403:COUNTY CLERK	12	280: LANDFILL WASTE / CRIMINAL DETENTI	83
405:VETERANS SERVICE OFFICER	13	293:INTEREST AND SINKING	84
406:293RD DISTRICT COURT	14	338: TAX NOTES 2019	85
434:365 TH DISTRICT COURT	15	339: CERTIFICATE OF OBLIGATION 2021	86
436:D.A./ARPA	16	389: LBSP	87
437:JUVENILE / ADULT PROBATION	17	407: CDBG ST. IMPROVEMENT G#7217299	88
450:DISTRICT CLERK	18	408: COLONIAL GRANT #7218065	89
455:JUSTICE OF THE PEACE PRCT. 1	19	411:ZIKA PROJECT	90
457:JUSTICE OF THE PEACE PRCT. 2	20	412: CDBG GRANT G#7218115	91
459:JUSTICE OF THE PEACE PRCT. 3-1	21	413: SELF HELP CENTER	92
460:JUSTICE OF THE PEACE PRCT. 3-2	22	414: CORONAVIRUS RELIEF FUND	93
461:JUSTICE OF THE PEACE PRCT. 4	23	415: PUBLIC ASSISTANCE PROGRAM (PA) F	94
462:CONSTABLE- Prct 1	24	416: EMERGENCY SERVICES-SELF HELP FL	95
463:CONSTABLE- Prct 2	25	417: PCT 4 SHERIFF SUBSTATION	96
464:CONSTABLE- Prct 3-1	26	418: CERT OF OBLIGATION SERIES 2020	97
465:CONSTABLE- Prct 3-2	27	419: CENTER FOR TECH&CIVIC LIFE	98
466:CONSTABLE- Prct 4	28	420: COLONIAS GRANT	99
475:COUNTY ATTORNEY	29	422: SNAP - ED HEALTHY COMMUNITIES	100
495:COUNTY AUDITOR	30	423: CRIMINAL JUSTICE PRO G#4061502/4C	101
497:COUNTY TREASURER	31	424: CTIF - COUNTY TRANSPORTATION	102
499:TAX ASSESSOR COLLECTOR	32	425: HOTEL TAX	103
501:INFORMATION DEPARTMENT	33	426: CARDIOVASCULAR DISEASE	104
505:VOTER ADMINISTRATION	34	427: TRINATIONAL EPIDEMIOLOGY	105
508:COLLECTION DEPARTMENT	35	428: CLFR AMERICAN RESCUE PLAN	106
510:COURTHOUSE	36	429: TRAVELERS HEALTH INITIATIVE	107
520: FOOD PANTRY	37	430: AIRPORT TXDOT AVIATION RAMP GRA	108
560:COUNTY SHERIFF	38	431: OPERATION LONE STAR - SHERIFF	109
561:COUNTY JAIL	39	432: OPERATION LONE STAR - CO ATTORN	110
589: CEMETARY	40	449 TORDILLO TOWER	111
621: HIDTA - CITY OF EP REIMBURSEMENT	41	NEW: MAVERICK COUNTY INTL BRIDGE III	112
647:PCT 1 ADMIN OFFICE VFW	42	ADOPTED SALARIES & LONGEVITY	113
648:PARKS AND RECREATION	43	MAVERICK COUNTY TREASURER'S REPOR	124
649 : PCT 2 ADMIN OFFICE	44	DEBT SCHEDULE	134
651:VECTOR CONTROL	45	CHANGES TO PROPOSED BUDGET	154
652:CODE ENFORCEMENT	46		
661:PCT 1 - ADMIN OFFICE @ LOPETEGUI PARK	47		
663:COMMUNITY CENTER PCT 3	48		
665:AGRICULTURE	49		
668: PRECINCT 4 ADMIN OFFICE	50		
684: NON - DEPARTMENTAL	51		
685: PCT 3 ADMIN OFFICE	52		
688: FIRE STATION - EMS	53		
690:INTERGV. AGRE. CONTR. SERVICE	54		
691:EXP. CONTR. SERVICE	55		
700:MATCHING FUNDS	56		
820:PLANNER DEPARTMENT	57		
970: ECONOMIC DEVELOPMENT	58		
<b><u>SPECIAL COUNTY FUNDS</u></b>			
110:NUTRITION	59		
112:ROAD AND BRIDGE	60		
117:LAW LIBRARY	62		
120:COUNTY RECORDS PRESERVATION	63		
124:COUNTY FAMILY PROTECTION ACCT	64		
125:JUDICIAL EFFICIENCY OF COURTS	65		
126:COUNTY CLERK RECORDS MANAGEMENT AND	66		
127:CONTINUING EDUCATION JUDGE & STAFF	67		
130:COURT INITIATED GUARDIANSHIP	68		
131:VITAL STATISTICS	69		
132: E-FILE - DISTRICT CLERK	70		
164 ABANDONED VEHICLES	71		

COUNTY OF MAVERICK  
 ANNUAL BUDGET  
 TAX RATE  
 2022 - 2023 ADOPTED (UNAUDITED / UNADJUSTED / NOT GAAP)

**PRECEDING BUDGET FY 2022**

	MAINTENANCE & OPERATION	INTEREST & SINKING	TOTAL TAX
2021 TAXABLE VALUE \$	2,714,917,103		
TAX BASE PER \$100 VALUATION	2,714,917,103	2,714,917,103	2,714,917,103
EFFECTIVE TAX RATE/ \$100 (CHANGED TO NO NEW REVENUE TAX RATE)	0.38661	0.141279	0.527884
PROPOSED TAX / \$100 VALUATION	0.39729	0.141279	0.538571
ESTIMATED REVENUES	10,786,148	3,835,608	14,621,756
COLLECTION RATE	100.00%	107.00%	100.00%
	10,786,148	4,104,100	14,621,756
ROLLBACK TAX RATE (CHANGED TO VOTER APPROVAL TAX RATE)	Based on Prior year published rate		0.538571

**BUDGET FOR FY 2023**

	MAINTENANCE & OPERATION	INTEREST & SINKING	TOTAL TAX
2022 ESTIMATED TAXABLE VALUE \$	3,308,002,813		
TAX BASE PER \$100 VALUATION	3,308,002,813	3,308,002,813	3,308,002,813
NO NEW REVENUE TAX RATE/ \$100	0.32581	0.113661	0.439468
PROPOSED TAX / \$100 VALUATION	0.33000	0.113661	0.443663
ESTIMATED REVENUES	10,916,475	3,759,909	14,676,385
COLLECTION RATE	100.00%	105.00%	100.00%
	10,916,475	3,947,905	14,676,385
VOTER APPROVAL TAX RATE	Based on Prior year published rate		0.443663

COUNTY OF MAVERICK  
 ANNUAL BUDGET  
 REVENUES - GENERAL FUND  
 2022 - 2023 ADOPTED (UNAUDITED / UNADJUSTED / NOT GAAP)

	20-21 ACTUAL	21-22 BUGETED	PRO-FORMA ENDING 9.30.22	ADOPTED 22-23	DECREASE/ INCREASE
<u>AD VALOREM TAXES</u>					
BUDGET AMENDMENT REVENUE	-	-	-	-	-
CURRENT TAXES ***	11,553,998	10,786,148	10,919,534	10,916,475	130,327
ISSUANCE OF BONDS	675,000	-	-	-	-
DELINQUENT M&O	588,592	550,000	535,442	530,000	(20,000)
CURRENT YR PENALTY & INTEREST	179,804	120,000	135,846	120,000	-
DELINQUENT PENALTY AND INTEREST	254,586	210,000	213,243	210,000	-
CURRENT YR DISCOUNT	(205,197)	(205,000)	(192,993)	(205,000)	-
DELINQUENT DISCOUNT	(51,621)	-	(320)	-	-
COLLECTORS FEE	46,521	40,000	47,427	40,000	-
ADDT'L TAXES ***	-	-	-	-	-
<b>TOTAL AD VALOREM TAXES</b>	<b>13,041,682</b>	<b>11,501,148</b>	<b>11,658,178</b>	<b>11,611,475</b>	<b>110,327</b>
<u>OTHER TAXES, LICENSES &amp; PERMITS</u>					
SALES TAX 1/2 CENT	3,040,134	2,700,000	3,406,276	3,200,000	500,000
ALCOHOL BEVERAGES	1,443	-	-	-	-
BEER LICENCES	58	50	70	50	-
TAX CERTIFICATES	6,058	6,500	11,701	6,500	-
MARRIAGE LICENCES	24,544	16,000	41,979	16,000	-
MIXED BEVERAGE TAX	42,283	32,000	69,083	32,000	-
<b>TOTAL OTHER TAXES &amp; LICENSES</b>	<b>3,114,521</b>	<b>2,754,550</b>	<b>3,529,110</b>	<b>3,254,550</b>	<b>500,000</b>
<u>OTHER GOVERNMENTAL REVENUE</u>					
BOAT REG. 10% COMMISSION	-	-	-	-	-
COMMISSIONS	723	700	1,033	700	-
OTHER	279,942	144,658	173,568	145,000	342
DONATIONS	-	1,000	3,509	1,000	-
RECREATION RENTALS	-	-	-	-	-
<b>OTHER GOVERNMENTAL REVENUE</b>	<b>280,665</b>	<b>146,358</b>	<b>178,111</b>	<b>146,700</b>	<b>342</b>
<u>INTERGOVERNMENTAL REVENUES</u>					
STATE JUDICIAL / CO. JUDGE	25,909	25,200	25,200	25,200	-
STATE JUDICIAL / CO. ATTORNEY	23,333	23,333	23,333	23,333	-
VOTER REGISTRATION	102,450	50,000	-	50,000	-
INDIGENT DEF. FUND	18,835	20,000	13,254	20,000	-
MAVERICK COUNTY HOSPITAL DISTRICT	-	-	-	-	-
ECONOMIC DEVELOPMENT SALARY ASSISTANCE	-	80,000	-	80,000	-
<b>TOTAL INTER GOVERNMENTAL REVENUES</b>	<b>170,527</b>	<b>198,533</b>	<b>61,787</b>	<b>198,533</b>	<b>-</b>

**COUNTY OF MAVERICK  
ANNUAL BUDGET  
REVENUES - GENERAL FUND  
2022 - 2023 ADOPTED (UNAUDITED / UNADJUSTED / NOT GAAP)**

	20-21 ACTUAL	21-22 BUGETED	PRO-FORMA ENDING 9.30.22	ADOPTED 22-23	DECREASE/ INCREASE
<b>MISCELLANEOUS REVENUES</b>					
UTILITIES	-	-	64	-	-
PLATS	-	-	3,024	-	-
<b>TOTAL MISCELLANEOUS REVENUES</b>	<b>-</b>	<b>-</b>	<b>3,089</b>	<b>-</b>	<b>-</b>
<b>FINES AND FORFEITURES</b>					
STATE COLLECTORS FEES	-	-	-	-	-
STATE DISCOUNT REVENUE QTR REP	8,504	15,000	11,245	10,000	(5,000)
TRAFFIC VIOLATIONS	-	-	-	-	-
DISTRICT COURT FINES	23,014	40,000	20,913	20,000	(20,000)
CONTINUING EDUCATION JUDGE & STAFF	-	20,000	-	-	(20,000)
COUNTY COURT FINES	11,677	20,000	6,608	6,500	(13,500)
DISTRICT CLERK FORFEITURES	-	-	-	-	-
CHILD SUPPORT PROC. FEES	2,350	2,500	2,050	2,000	(500)
CONSTABLE FEES	964	1,000	495	500	(500)
J.P. PCT #1	16,188	20,000	17,743	17,000	(3,000)
J.P. PCT #2	39,154	50,000	23,689	24,000	(26,000)
J.P. PCT #3-1	30,512	30,000	16,498	16,500	(13,500)
J.P. PCT #3-2	19,407	17,000	7,617	7,500	(9,500)
J.P. PCT #4	50,751	70,000	42,403	42,000	(28,000)
JURY FUND	24,578	40,000	13,585	13,500	(26,500)
REIMB INDIGENT ATTY FEES	1,113	1,000	780	750	(250)
COUNTY ATTORNEY FEES	1,570	1,750	1,049	1,050	(700)
TRAIL FEES	-	-	-	-	-
DEFENSIVE DRIVING COURSE	-	-	-	-	-
COLLECTIONS DEPARTMENT	60	-	-	-	-
<b>TOTAL FINES AND FORFEITURES</b>	<b>229,843</b>	<b>328,250</b>	<b>164,675</b>	<b>161,300</b>	<b>(166,950)</b>
<b>FEES OF OFFICE</b>					
COUNTY COURT COLLECTIONS OMNI	-	-	-	-	-
COUNTY SHERIFF	71,047	70,000	75,792	75,000	5,000
COUNTY CLERK FEES	331,718	310,000	343,426	310,000	-
DISTRICT CLERK	141,164	160,000	71,241	71,000	(89,000)
<b>TOTAL FEES OF OFFICE</b>	<b>543,929</b>	<b>540,000</b>	<b>490,459</b>	<b>456,000</b>	<b>(84,000)</b>

**COUNTY OF MAVERICK  
ANNUAL BUDGET  
REVENUES - GENERAL FUND  
2022 - 2023 ADOPTED (UNAUDITED / UNADJUSTED / NOT GAAP)**

	20-21 ACTUAL	21-22 BUGETED	PRO-FORMA ENDING 9.30.22	ADOPTED 22-23	DECREASE/ INCREASE
<b>REVENUES FROM USE OF ASSETS</b>					
RENTS INS	165,740	211,786	229,432	229,000	17,214
INTEREST EARNED	208	100	13,546	13,500	13,400
ROYALTIES	-	-	-	-	-
PRISONER CARE	2,626,806	2,900,000	3,167,924	2,900,000	-
<b>TOTAL REVENUES-USE OF ASSETS</b>	<b>2,792,755</b>	<b>3,111,886</b>	<b>3,410,902</b>	<b>3,142,500</b>	<b>30,614</b>
<b>MISCELLANEOUS REVENUES</b>					
MAVERICK COUNTY HOSPITAL DISTRICT	-	-	-	-	-
REIMBURSEMENTS-MONITOR	-	-	-	-	-
RESTITUTIONS	678	750	6,493	750	-
SOLID WASTE- LITTER&LEGAL DUMP	-	-	-	-	-
SCHOOL CROSSING	-	-	-	-	-
OTHER	-	-	9,564	-	-
VEHICLE SALES	57,713	20,000	-	20,000	-
PROPERTY SALES	97,710	250,000	-	-	(250,000)
SCAAP REVENUE	-	-	-	-	-
INSURANCE PROCEEDS	393,099	150,000	77,675	80,000	(70,000)
USDA-WTR PLT EXPANSION-REIM	-	-	-	-	-
TRANSFER OUT-INTERFUND	-	-	-	-	-
TRANSFER IN	-	-	-	24,497	24,497
TRANS IN	143,682	-	642	-	-
TRANSFER IN LOAN REIMBURSEMENT	590,888	-	-	-	-
TRANSFER IN-INTERFUND F339	-	-	-	-	-
TRANSFER IN - GRANT	3,488,209	3,545,098	6,229,224	1,679,917	(1,865,181)
I&S FUND 293 TRANSF IN	-	-	-	-	-
GPA CLAIMS REIMB - LANDFILL	48,566	85,000	29,287	85,000	-
LANDFILL TRANS IN -	1,990,365	1,980,000	1,980,000	2,100,000	120,000
LANDFILL ADDITIONAL CONTRIBUTION	-	-	-	-	-
TRANSFER IN CLOSED MULTI JURISDICTION GRANT	-	-	-	-	-
RENTAL REVENUE - FAIRGROUNDS	600	-	1,200	1,000	1,000
TRANSFERS IN-SOLID WASTE ACCOUNTANT	65,351	67,702	67,702	72,171	4,469
HITDA - REIMBURSEMENT FROM CITY OF EAGLE PAS	30,871	28,000	18,450	28,000	-
OPERATION LOAN STAR F432	-	-	-	100,000	100,000
VIOLENCE AGAINST WOMEN GRANT REIMBURSEMENT	38,400	31,875	24,875	27,094	(4,781)
G#2930006 VIOLENCE AGAINST WOMEN	-	-	-	-	-
BORDER STAR LBSP	-	-	-	-	-
CRIMINAL JUSTICE PRO F423	-	-	-	58,935	58,935
CTIF F424	-	-	-	27,700	27,700
Cardiovascular Disease F426	-	-	-	20,617	20,617
FY2017 OPSG - STONE GARDEN	-	-	-	-	-
EMERGENCY SEVICES SELF-HELP (F416)	-	-	-	12,712	12,712
TRANSFER IN TORDILLO TOWER F449	-	29,600	-	29,788	188
SNAP ED F 422	-	-	-	80,988	80,988
LEOSE REVENUE	643	650	640	650	-
LIEN - 2064 BOULDER RIDGE DR	3,202	3,000	3,200	-	(3,000)
PUBLIC ASSISTANCE (F415)	-	-	-	308,398	308,398
CO CLERK WAREHOUSE FEE	-	-	-	-	-
SETTLEMENTS	-	-	-	-	-
SURPLUS DOLLARS TREASURER'S ESTIMATE	-	4,083,629	-	8,318,375	4,234,746
RESERVE FOR ENCUMBRANCES	-	-	-	-	-
PASSPORT REVENUE	55,160	35,000	56,910	50,000	15,000
CHAPTER 19	15,322	-	-	-	-
MOTOR VEHICLE COMMISSION-SALES TAX	273,535	275,000	275,000	275,000	-
STATE TAX COMMISSION - TAX OFFICE PRIOR YEARS	-	-	-	-	-
MAVERICK COUNTY CRIMINAL JUSTICE PROGRAM	-	-	-	-	-
OVERAGE & SHORTAGE	(643)	-	(7)	-	-
<b>TOTAL MISCELLANEOUS REVENUES</b>	<b>7,293,349</b>	<b>10,585,304</b>	<b>8,780,856</b>	<b>13,401,592</b>	<b>2,816,288</b>
<b>TOTAL REVENUES</b>	<b>27,467,270</b>	<b>29,166,029</b>	<b>28,277,166</b>	<b>32,372,850</b>	<b>3,206,621</b>

**COUNTY OF MAVERICK**  
**2022 - 2023 ADOPTED (UNAUDITED / UNADJUSTED / NOT GAAP)**  
**SUMMARY REVENUES / EXPENDITURES ALL FUNDS**

FUND NAME	FUND #	REVENUES	EXPENDITURES	OVER / (SHORT)
GENERAL FUND	100	32,372,650	32,372,650	-
110:NUTRITION	110	971,177	971,177	-
112:ROAD AND BRIDGE	112	4,527,417	4,527,417	-
117:LAW LIBRARY	117	596,211	596,211	-
120:COUNTY RECORDS PRESERVATION	120	90,986	90,986	-
124:COUNTY FAMILY PROTECTION ACCT	124	14,760	14,760	-
125:JUDICIAL EFFICIENCY OF COURTS	125	1,080	1,080	-
126:COUNTY CLERK RECORDS MANAGEMENT AND PRESERVATION FUND	126	471,500	471,500	-
127:CONTINUING EDUCATION JUDGE & STAFF	127	2,363	2,363	-
130:COURT INITIATED GUARDIANSHIP	130	4,991	4,991	-
131:VITAL STATISTICS	131	46,560	46,560	-
132: E-FILE - DISTRICT CLERK	132	30,051	30,051	-
164 ABANDONED VEHICLES	164	-	-	-
172 COURT RECORDS ARCHIVE FEE - DISTRICT CLERK	172	60,008	60,008	-
173 COUNTY CLERK RECORDS ARCHIVE ACCOUNT	173	3,803	3,803	-
180:UTILITY WATER PLANT FUND	180	722,863	722,863	-
200:AIRPORT FUND	200	964,000	964,000	-
240:HEALTH DEPARTMENT	240	-	-	-
267:TECHNOLOGY FEES	267	4,814	4,814	-
268: DISTRICT CLERK RECORDS MANAGEMENT AND PRESERVATION FUND	268	53,000	53,000	-
269:RECORDS MANAGEMENT	269	209,375	209,375	-
270: COUNTY AND DISTRICT CLERK TECHNOLOGY FUND	270	2,290	2,290	-
271:COURTHOUSE SECURITY FUND	271	208,250	208,250	-
272 CONSTRUCTION IN PROGRESS - WATER PLANT EXPANSION	272	0	0	-
280: LANDFILL WASTE / CRIMINAL DETENTION	280	3,500,000	3,500,000	-
293:INTEREST AND SINKING	293	4,405,406	4,047,930	357,475
338: TAX NOTES 2019	338	24,497	24,497	-
339: CERTIFICATE OF OBLIGATION SERIES 2021	339	2,437,675	2,437,675	-
389: LBSP	389	51,482	51,482	-
407: CDBG ST. IMPROVEMENT G#7217299	407	-	-	-
408: COLONIAL GRANT #7218065	408	79,899	79,899	-
411:ZIKA PROJECT	411	0	0	-
412: CDBG GRANT G#7218115	412	0	0	-
413: SELF HELP CENTER	413	592,000	592,000	-
414: CORONAVIRUS RELIEF FUND	414	-	-	-
415: PUBLIC ASSISTANCE PROGRAM (PA) FUND	415	408,398	408,398	-
416: EMERGENCY SERVICES-SELF HELP FUND	416	12,712	12,712	-
417: PCT 4 SHERIFF SUBSTATION	417	87,910	87,910	-
418: CERT OF OBLIGATION SERIES 2020	418	330,479	330,479	-
419: CENTER FOR TECH&CIVIC LIFE	419	-	-	-
420: COLONIAS GRANT	420	-	-	-
422: SNAP - ED HEALTHY COMMUNITIES	422	80,988	80,988	-
423: CRIMINAL JUSTICE PRO G#4061502/4061503	423	146,366	146,366	-
424: CTIF - COUNTY TRANSPORTATION	424	63,414	63,414	-
425: HOTEL TAX	425	5,100	5,100	-
426: CARDIOVASCULAR DISEASE	426	45,367	45,367	-
427: TRINATIONAL EPIDEMIOLOGY	427	7,000	7,000	-
428: CLFR AMERICAN RESCUE PLAN	428	1,725,259	1,725,259	-
429: TRAVELERS HEALTH INITIATIVE	429	182,200	182,200	-
430: AIRPORT TXDOT AVIATION RAMP GRANT	430	8,818	8,818	-
431: OPERATION LONE STAR - SHERIFF	431	816,458	816,458	-
432: OPERATION LONE STAR - CO ATTORNEY	432	616,641	616,641	-
449 TORDILLO TOWER	449	29,788	29,788	-
NEW: MAVERICK COUNTY INTL BRIDGE III		-	-	-
		<b>57,016,005</b>	<b>56,658,530</b>	<b>357,475</b>

**COUNTY OF MAVERICK**  
**2022 - 2023 ADOPTED (UNAUDITED / UNADJUSTED / NOT GAAP)**  
**SUMMARY REVENUES / EXPENDITURES ALL FUNDS**

OVER / SHORTAGE - FUND BALANCE

FUND NAME	FUND #	BEGINNING FUND BALANCE PER AUDIT	PRO-FORMA REVENUES	PRO-FORMA EXPENDITURES	OVER / (SHORT)*
GENERAL FUND	100	5,285,474	28,277,166	32,372,650	1,189,990
110:NUTRITION	110	470,313	830,235	830,235	470,313
112:ROAD AND BRIDGE	112	469,287	3,656,557	3,656,557	469,287
117:LAW LIBRARY	117	533,017	565,511	565,511	533,017
120:COUNTY RECORDS PRESERVATION	120	84,129	88,073	88,073	84,129
124:COUNTY FAMILY PROTECTION ACCT	124	13,633	14,247	14,247	13,633
125:JUDICIAL EFFICIENCY OF COURTS	125	1,149	1,155	1,155	1,149
126:COUNTY CLERK RECORDS MANAGEMENT AND PRESERVATION FUND	126	297,461	393,464	393,464	297,461
127:CONTINUING EDUCATION JUDGE & STAFF	127	2,249	2,335	2,335	2,249
130:COURT INITIATED GUARDIANSHIP	130	4,575	4,861	4,861	4,575
131:VITAL STATISTICS	131	35,397	41,709	41,709	35,396
132: E-FILE - DISTRICT CLERK	132	29,957	30,006	30,006	29,957
164 ABANDONED VEHICLES	164	-	-	-	-
172 COURT RECORDS ARCHIVE FEE - DISTRICT CLERK	172	51,747	56,015	56,015	51,747
173 COUNTY CLERK RECORDS ARCHIVE ACCOUNT	173	3,442	3,878	3,878	3,442
180:UTILITY WATER PLANT FUND	180	8,294,281	603,840	603,840	8,294,281
200:AIRPORT FUND	200	1,245,334	146,529	146,529	1,245,334
240:HEALTH DEPARTMENT	240	-	-	-	-
267:TECHNOLOGY FEES	267	16,164	17,669	17,669	16,164
268: DISTRICT CLERK RECORDS MANAGEMENT AND PRESERVATION FUND	268	46,059	4,087	87	50,059
269:RECORDS MANAGEMENT	269	79,835	154,856	154,856	79,835
270: COUNTY AND DISTRICT CLERK TECHNOLOGY FUND	270	2,280	75	75	2,280
271:COURTHOUSE SECURITY FUND	271	300,482	47,641	26,528	321,595
272 CONSTRUCTION IN PROGRESS - WATER PLANT EXPANSION	272	-	-	-	-
280: LANDFILL WASTE / CRIMINAL DETENTION	280	2,409,336	3,942,814	3,942,814	2,409,336
293:INTEREST AND SINKING	293	772,465	4,408,502	4,408,502	772,465
338: TAX NOTES 2019	338	24,420	37	0	24,457
339: CERTIFICATE OF DEPOSIT 2021	339	4,542,978	7,571	2,118,374	2,432,175
389: LBSP	389	22,125	77,205	48,530	50,800
407: CDBG ST. IMPROVEMENT G#7217299	407	-	-	-	-
408: COLONIAL GRANT #7218065	408	108,224	79,899	-	188,123
411:ZIKA PROJECT	411	-	-	-	-
412: CDBG GRANT G#7218115	412	388,361	-	-	388,361
413: SELF HELP CENTER	413	248,808	1,041,808	449,022	841,595
414: CORONAVIRUS RELIEF FUND	414	63,327	-	-	63,327
415: PUBLIC ASSISTANCE PROGRAM (PA) FUND	415	396,105	418,644	10,246	804,503
416: EMERGENCY SERVICES-SELF HELP FUND	416	12,677	12,693	-	25,370
417: PCT 4 SHERIFF SUBSTATION	417	-	-	-	-
418: CERT OF OBLIGATION SERIES 2020	418	2,805,960	3,916,028	3,586,393	3,135,594
419: CENTER FOR TECH&CIVIC LIFE	419	-	-	-	-
420: COLONIAS GRANT	420	-	-	-	-
422: SNAP - ED HEALTHY COMMUNITIES	422	295,747	367,621	286,633	376,735
423: CRIMINAL JUSTICE PRO G#4061502/4061503	423	-	101,439	42,504	58,935
424: CTIF - COUNTY TRANSPORTATION	424	11,825	357,957	366,074	3,707
425: HOTEL TAX	425	-	-	-	-
426: CARDIOVASCULAR DISEASE	426	32,950	35,352	2,400	65,902
427: TRINATIONAL EPIDEMIOLOGY	427	11,200	10,670	3,670	18,200
428: CLFR AMERICAN RESCUE PLAN	428	2,970,045	8,779,293	7,055,474	4,693,864
429: TRAVELERS HEALTH INITIATIVE	429	38,750	276,973	196,823	118,900
430: AIRPORT TXDOT AVIATION RAMP GRANT	430	(8,810)	8,818	8	0
431: OPERATION LONE STAR - SHERIFF	431	-	815,607	346,608	468,999
432: OPERATION LONE STAR - CO ATTORNEY	432	-	365,247	357,356	7,891
449 TORDILLO TOWER	449	39,201	29,744	0	68,945
NEW: MAVERICK COUNTY INTL BRIDGE III	NEW	-	-	-	-
		<b>32,451,959</b>	<b>59,993,835</b>	<b>62,231,714</b>	<b>30,214,080</b>

\*ESTIMATED FUND BALANCE CONSIDERING PROFORMA REVENUES & EXPENDITURES ONLY

**COUNTY OF MAVERICK  
GENERAL FUND  
BUDGET SUMMARY  
2022 - 2023 ADOPTED (UNAUDITED / UNADJUSTED / NOT GAAP)**

Page #	Dept #	PERSONNEL SERVICES	SUPPLIES	OTHER SERVICES	SUBTOTAL	CAPITAL OUTLAY	BUDGET	
9	400	400:COUNTY JUDGE AND COMMISSIONER	540,763	16,026	516,332	1,073,121	3,304	1,076,425
10	401	401:IT-MEDIA TECH	62,492	10,000	3,000	75,492	2,000	77,492
11	402	402:HUMAN RESOURCES	120,421	1,710	3,704	125,835	6,473	132,308
12	403	403:COUNTY CLERK	273,630	16,396	22,439	312,465	0	312,465
13	405	405:VETERANS SERVICE OFFICER	51,452	400	8,000	59,852	0	59,852
14	406	406:293RD DISTRICT COURT	34,947	15,915	598,922	649,784	12,829	662,613
15	434	434:365 TH DISTRICT COURT	38,067	14,873	664,966	717,906	2,780	720,686
16	436	436:D.A./ARPA	7,414	0	455,800	463,214	0	463,214
17	437	437:JUVENILE / ADULT PROBATION	0	0	306,780	306,780	0	306,780
18	450	450:DISTRICT CLERK	567,860	25,675	37,450	630,985	11,273	642,258
19	455	455:JUSTICE OF THE PEACE PRCT. 1	101,591	2,590	2,310	106,491	0	106,491
20	457	457:JUSTICE OF THE PEACE PRCT. 2	126,600	2,000	4,909	133,509	512	134,021
21	459	459:JUSTICE OF THE PEACE PRCT. 3-1	101,180	1,900	3,800	106,880	0	106,880
22	460	460:JUSTICE OF THE PEACE PRCT. 3-2	106,987	1,870	9,200	118,057	0	118,057
23	461	461:JUSTICE OF THE PEACE PRCT. 4	124,170	1,600	3,800	129,570	0	129,570
24	462	462:CONSTABLE- Prct 1	144,481	500	6,075	151,056	15,000	166,056
25	463	463:CONSTABLE- Prct 2	144,481	1,000	11,100	156,581	15,000	171,581
26	464	464:CONSTABLE- Prct 3-1	199,930	550	27,300	227,780	16,118	243,898
27	465	465:CONSTABLE- Prct 3-2	92,320	200	3,300	95,820	50,000	145,820
28	466	466:CONSTABLE- Prct 4	164,317	500	16,900	181,717	15,000	196,717
29	475	475:COUNTY ATTORNEY	367,822	12,800	55,750	436,372	0	436,372
30	495	495:COUNTY AUDITOR	653,326	9,528	72,000	734,854	5,000	739,854
31	497	497:COUNTY TREASURER	462,939	9,635	9,900	482,474	30,000	512,474
32	499	499:TAX ASSESSOR COLLECTOR	653,216	23,275	72,135	748,626	14,000	762,626
33	501	501:INFORMATION DEPARTMENT	117,675	12,900	245,476	376,051	10,000	386,051
34	505	505:VOTER ADMINISTRATION	285,493	9,700	44,535	339,728	5,080	344,808
35	508	508:COLLECTION DEPARTMENT	103,489	1,500	2,000	106,989	2,000	108,989
36	510	510:COURTHOUSE	243,441	43,050	202,028	488,519	37,837	526,356
37	520	520: FOOD PANTRY	310,612	5,050	66,622	382,285	7,500	389,785
38	560	560:COUNTY SHERIFF	3,407,913	53,300	344,062	3,805,275	0	3,805,275
39	561	561:COUNTY JAIL	2,837,746	44,000	1,211,315	4,093,061	0	4,093,061
40	589	589: CEMETARY	150,989	6,700	17,000	174,689	0	174,689
41	621	621: HIDTA - CITY OF EP REIMBURSEMENT	71,764	0	0	71,764	0	71,764
42	647	647:PCT 1 ADMIN OFFICE VFW	108,927	0	12,574	121,501	2,500	124,001
43	648	648:PARKS AND RECREATION	327,726	144,216	45,000	516,942	2,000	518,942
44	649	649 : PCT 2 ADMIN OFFICE	190,021	6,780	43,455	240,256	13,200	253,456
45	651	651:VECTOR CONTROL	98,325	5,000	2,500	105,825	0	105,825
46	652	652:CODE ENFORCEMENT	176,933	0	0	176,933	0	176,933
47	661	661:PCT 1 - ADMIN OFFICE @ LOPETEGUI F	79,478	6,500	16,100	102,078	4,250	106,328
48	663	663:COMMUNITY CENTER PCT 3	148,417	8,400	23,600	180,417	2,200	182,617
49	665	665:AGRICULTURE	90,693	760	18,560	110,013	1,200	111,213
50	668	668: PRECINCT 4 ADMIN OFFICE	97,044	3,250	15,674	115,968	10,000	125,968
51	684	684: NON - DEPARTAMENTAL	1,393	6,300	210,030	217,723	4,993	222,716
52	685	685: PCT 3 ADMIN OFFICE	67,962	2,300	10,300	80,562	0	80,562
53	688	688: FIRE STATION - EMS	0	0	0	-	0	-
54	690	690:INTERGV. AGRE. CONTR. SERVICE	0	0	1,525,054	1,525,054	0	1,525,054
55	691	691:EXP. CONTR. SERVICE	0	0	4,703,796	4,703,796	0	4,703,796
56	700	700:MATCHING FUNDS	0	0	5,463,570	5,463,570	0	5,463,570
57	820	820:PLANNER DEPARTMENT	135,432	2,100	77,660	215,192	0	215,192
58	970	970: ECONOMIC DEVELOPENT	104,490	15,000	10,698	130,188	0	130,188
58	410	BANK FEES	0	0	1,000	1,000	0	1,000
TOTAL GENERAL FUND EXPENDITURES		14,296,371	545,749	17,228,481	32,070,601	302,049	32,372,650	

**COUNTY OF MAVERICK  
ANNUAL BUDGET - GENERAL FUND  
2022 - 2023 ADOPTED (UNAUDITED / UNADJUSTED / NOT GAAP)**

20-21 ACTUAL	21-22 BUDGETED	PRO-FORMA ENDING 9.30.22	REQUESTED 22-23	ADOPTED 22-23
	as of 6.30.22	as of 6.30.22		

**400: COUNTY JUDGE AND COMMISSIONERS COURT**

PERSONNEL SERVICES:

100-01010-400 ELECTED OFFICIAL	50,000	50,000	50,000	-	50,000
100-01015-400 ADD.ST. SUPPL.	25,200	25,200	25,200	-	25,200
100-01011-400 JUVENILE BOARD	11,000	13,200	13,200	-	12,706
100-01020-400 CO. COMM.	140,047	148,048	137,270	-	148,048
100-01050-400 SECRETARY	111,181	80,787	74,661	-	74,520
100-01060-400 TEMP EXTRA HELP	-	-	-	-	-
100-01051-400 PUBLIC INFORMATION REQUEST OFFICER	33,344	34,335	4,598	-	36,256
100-01060-400 PART TIME	-	-	-	-	-
100-01045-400 OVERTIME	-	216	216	-	-
100-02060-400 IN COUNTY CAR ALLOWANCE	37,500	37,500	37,500	-	37,500
100-02065-400 CELL PHONE ALLOWANCE	6,000	6,000	6,000	-	6,000
100-02051-400 LONGEVITY	1,590	2,220	2,220	-	1,729
100-02000-400 FRINGE BENEFITS	166,140	157,057	129,134	-	148,805
<b>TOTAL PERSONNEL SERVICES</b>	<b>582,002</b>	<b>554,563</b>	<b>480,000</b>	<b>-</b>	<b>540,763</b>

SUPPLIES:

100-03100-400 STATION	-	1,300	-	-	1,300
100-03110-400 POSTAGE	1,271	1,500	1,500	-	1,500
100-03120-400 OPERATING	14,335	13,226	4,973	-	13,226
<b>TOTAL SUPPLIES</b>	<b>15,606</b>	<b>16,026</b>	<b>6,473</b>	<b>-</b>	<b>16,026</b>

OTHER SERVICES AND CHARGES:

100-00000-400 CONTINGENCIES	1,134,592	150,000	615	-	150,000
100-04120-400 PROFESSIONAL SERV	138,910	135,526	112,000	-	128,910
100-04122-400 ATTORNEY FEES PROF SERV.	77,511	195,384	77,000	-	202,000
100-04222-400 PHONE	15,072	14,952	14,540	-	14,952
100-04224-400 ELECTRICITY	-	-	-	-	-
100-04264-400 MILEAGE	12,809	10,500	12,800	-	10,500
100-04330-400 ADV&LGL NOTICE	-	-	-	-	-
100-04520-400 REPAIRS&MAINT B	-	-	-	-	-
100-04550-400 RENTAL	-	-	-	-	-
INSURANCE VEHICLE REPAIRS	-	-	-	-	-
100-04975-400 ISSUANCE COST	34,913	-	-	-	-
100-04810-400 DUES	7,580	9,970	9,970	-	9,970
CONTINUING EDUCATION JUDGE & STAFF	-	-	-	-	-
100-08200-400 PROPERTY INSURANCE	-	-	-	-	-
PENALTY & FINES	-	-	-	-	-
<b>TOTAL OTHER SERV. AND CHARGES</b>	<b>1,421,385</b>	<b>516,332</b>	<b>226,925</b>	<b>-</b>	<b>516,332</b>

CAPITAL OUTLAY

100-06100-400 MACHINERY AND EQUIPMENT 5000+	1,547	6,280	-	-	-
100-06101-400 MACHINERY AND EQUIPMENT 500-4999.99	-	3,304	-	-	3,304
<b>TOTAL CAPITAL OUTLAY</b>	<b>1,547</b>	<b>9,584</b>	<b>-</b>	<b>-</b>	<b>3,304</b>
<b>TOTAL DEPARTMENT EXPENDITURES</b>	<b>2,020,540</b>	<b>1,096,505</b>	<b>713,398</b>	<b>-</b>	<b>1,076,425</b>

**COUNTY OF MAVERICK  
ANNUAL BUDGET - GENERAL FUND  
2022 - 2023 ADOPTED (UNAUDITED / UNADJUSTED / NOT GAAP)**

20-21 ACTUAL	21-22 BUDGETED as of 6.30.22	PRO-FORMA ENDING 9.30.22 as of 6.30.22	REQUESTED 22-23	ADOPTED 22-23
-----------------	------------------------------------	--	--------------------	------------------

1 F/T EMPLOYEES

**401:IT-MEDIA TECH**

**PERSONNEL SERVICES:**

100-01112-401	IT-MEDIA TECH	10,669	36,540	35,396	-	38,584
100-01045-401	OVERTIME	580	9,000	8,207	-	6,000
100-02051-401	LONGEVITY	-	-	-	-	392
100-02000-401	FRINGE BENEFITS	4,192	17,917	16,695	-	17,516
<b>TOTAL PERSONNEL SERVICES</b>		<b>15,441</b>	<b>63,457</b>	<b>60,298</b>	<b>-</b>	<b>62,492</b>

**SUPPLIES:**

100-03100-401	STATION	-	-	-	-	-
100-03110-401	POSTAGE	-	-	-	-	-
100-03120-401	OPERATING SUPPLIES	-	-	-	-	10,000
<b>TOTAL SUPPLIES</b>		<b>-</b>	<b>-</b>	<b>-</b>	<b>-</b>	<b>10,000</b>

**OTHER SERVICES AND CHARGES:**

100-04222-401	PHONE/INTERNET	55	748	197	-	1,000
100-04261-401	TRAVEL	-	-	-	-	-
100-04264-401	MILEAGE	-	-	-	-	2,000
100-04550-401	RENTAL CONFERENCES, WORKSHOP & FEES	-	-	-	-	-
100-04520-401	REPAIRS AND MAINTENANCE BLDG. CONTRACTS	-	-	-	-	-
100-04525-401	MAINTENANCE CONTRACT	-	-	-	-	-
100-04810-401	DUES	-	-	-	-	-
<b>TOTAL OTHER SERV. AND CHARGES</b>		<b>55</b>	<b>748</b>	<b>197</b>	<b>-</b>	<b>3,000</b>

**CAPITAL OUTLAY**

100-06100-401	MACHINERY AND EQUIPMENT 5000+	-	-	-	-	-
100-06101-401	MACHINERY AND EQUIPMENT 0-4999.99	-	-	-	-	2,000
<b>TOTAL CAPITAL OUTLAY</b>		<b>-</b>	<b>-</b>	<b>-</b>	<b>-</b>	<b>2,000</b>
<b>TOTAL DEPARTMENT EXPENDITURES</b>		<b>15,496</b>	<b>64,205</b>	<b>60,495</b>	<b>-</b>	<b>77,492</b>

**COUNTY OF MAVERICK  
ANNUAL BUDGET - GENERAL FUND  
2022 - 2023 ADOPTED (UNAUDITED / UNADJUSTED / NOT GAAP)**

20-21 ACTUAL	21-22 BUDGETED as of 6.30.22	PRO-FORMA ENDING 9.30.22 as of 6.30.22	REQUESTED 22-23	ADOPTED 22-23
-----------------	------------------------------------	--	--------------------	------------------

2 F/T EMPLOYEES

**402:HUMAN RESOURCES**

**PERSONNEL SERVICES:**

100-01114-402 DIRECTOR	54,592	56,230	52,145	-	59,604
100-01115-402 HR SECRETARY OVERTIME	26,648	27,911	25,871	-	31,824
100-02051-402 LONGEVITY	918	1,062	1,062	-	1,407
100-02000-402 FRINGE BENEFITS	24,102	27,154	24,091	-	27,587
<b>TOTAL PERSONNEL SERVICES</b>	<b>106,259</b>	<b>112,357</b>	<b>103,169</b>	<b>-</b>	<b>120,421</b>

**SUPPLIES:**

100-03100-402 STATION	-	510	-	-	510
100-03110-402 POSTAGE	4	200	50	-	200
100-03120-402 OPERATING SUPPLIES	628	1,000	830	-	1,000
<b>TOTAL SUPPLIES</b>	<b>631</b>	<b>1,710</b>	<b>880</b>	<b>-</b>	<b>1,710</b>

**OTHER SERVICES AND CHARGES:**

100-04222-402 PHONE/INTERNET	1,721	1,730	1,523	-	1,730
TRAVEL	-	-	-	-	-
100-04264-402 MILEAGE	-	774	-	-	774
RENTAL	-	-	-	-	-
CONFERENCES, WORKSHOP & FEES	-	-	-	-	-
REPAIRS AND MAINTENANCE BLDG.	-	-	-	-	-
100-04525-402 MAINTENANCE CONTRANCT	410	1,200	687	-	1,200
DUES	-	-	-	-	-
<b>TOTAL OTHER SERV. AND CHARGES</b>	<b>2,130</b>	<b>3,704</b>	<b>2,210</b>	<b>-</b>	<b>3,704</b>

**CAPITAL OUTLAY**

MACHINERY AND EQUIPMENT 5000+	6,473	3,978	2,380	-	6,473
MACHINERY AND EQUIPMENT 0-4999.99	677	1,785	1,785	-	-
<b>TOTAL CAPITAL OUTLAY</b>	<b>7,150</b>	<b>5,763</b>	<b>4,165</b>	<b>-</b>	<b>6,473</b>
<b>TOTAL DEPARTMENT EXPENDITURES</b>	<b>116,171</b>	<b>123,534</b>	<b>110,423</b>	<b>-</b>	<b>132,308</b>

**COUNTY OF MAVERICK  
ANNUAL BUDGET - GENERAL FUND  
2022 - 2023 ADOPTED (UNAUDITED / UNADJUSTED / NOT GAAP)**

20-21 ACTUAL	21-22 BUDGETED as of 6.30.22	PRO-FORMA ENDING 9.30.22 as of 6.30.22	REQUESTED 22-23	ADOPTED 22-23
-----------------	------------------------------------	--	--------------------	------------------

5 F/T EMPLOYEES

**403: COUNTY CLERK**

PERSONNEL SERVICES:

100-01010-403 ELECTED OFFICIAL	52,000	55,000	55,000	-	55,000
100-01040-403 DEPUTIES OFFICE & LABOR	111,245	117,409	109,984	-	134,501
100-01045-403 OVERTIME	-	-	-	-	-
100-02051-403 LONGEVITY	2,022	2,166	2,166	-	3,003
100-02000-403 FRINGE BENEFITS	72,636	81,303	67,880	-	81,126
<b>TOTAL PERSONNEL SERVICES</b>	<b>237,902</b>	<b>255,878</b>	<b>235,030</b>	<b>-</b>	<b>273,630</b>

SUPPLIES:

100-03100-403 STATION	1,559	1,993	882	-	1,993
100-03110-403 POSTAGE	1,572	2,500	1,602	-	2,500
100-03120-403 OPERATING SUPPLIES	10,888	11,864	5,803	-	11,903
<b>TOTAL SUPPLIES</b>	<b>14,019</b>	<b>16,357</b>	<b>8,287</b>	<b>-</b>	<b>16,396</b>

OTHER SERVICES AND CHARGES:

100-04015-403 TRAININGS	-	-	-	-	-
100-04130-403 JURY	(40)	-	-	-	-
100-04133-403 COURT REPORTER	-	-	-	-	-
100-04135-403 ELECTION EXPENSE	-	-	-	-	-
100-04222-403 PHONE	10,687	14,385	13,323	-	14,000
100-04264-403 MILEAGE	146	5,500	1,249	-	5,500
100-04520-403 REPAIRS AND MAINTENANCE BLDG.	-	-	-	-	-
100-04525-403 MAINTENANCE CONTRACT	2,138	2,153	1,249	-	2,114
100-04526-403 WAREHOUSE FEE EXPENSE	-	700	-	-	700
100-04810-403 DUES	125	125	125	-	125
<b>TOTAL OTHER SERV. AND CHARGES</b>	<b>13,056</b>	<b>22,863</b>	<b>15,946</b>	<b>-</b>	<b>22,439</b>

CAPITAL OUTLAY

100-06100-403 MACHINERY AND EQUIPMENT 5000+	-	-	-	-	-
100-06101-403 MACHINERY AND EQUIPMENT 0-4999.99	-	-	-	-	-
<b>TOTAL CAPITAL OUTLAY</b>	<b>-</b>	<b>-</b>	<b>-</b>	<b>-</b>	<b>-</b>
<b>TOTAL DEPARTMENT EXPENDITURES</b>	<b>264,977</b>	<b>295,098</b>	<b>259,262</b>	<b>-</b>	<b>312,465</b>

**COUNTY OF MAVERICK  
ANNUAL BUDGET - GENERAL FUND  
2022 - 2023 ADOPTED (UNAUDITED / UNADJUSTED / NOT GAAP)**

20-21 ACTUAL	21-22 BUDGETED as of 6.30.22	PRO-FORMA ENDING 9.30.22 as of 6.30.22	REQUESTED 22-23	ADOPTED 22-23
-----------------	------------------------------------	--	--------------------	------------------

1 F/T EMPLOYEES

**405: VETERANS SERVICE OFFICER**

**PERSONNEL SERVICES:**

100-01114-405 DIRECTOR	32,450	33,423	31,000	-	35,428
100-01045-405 OVERTIME	-	-	-	-	-
100-02051-405 LONGEVITY	-	222	222	-	343
100-02000-405 FRINGE BENEFITS	14,498	15,994	14,134	-	15,681
<b>TOTAL PERSONNEL SERVICES</b>	<b>46,948</b>	<b>49,639</b>	<b>45,356</b>	<b>-</b>	<b>51,452</b>

**SUPPLIES:**

100-03100-405 STATION	-	100	-	-	100
100-03110-405 POSTAGE	-	-	-	-	-
100-03120-405 OPERATING SUPPLIES	144	300	146	-	300
<b>TOTAL SUPPLIES</b>	<b>144</b>	<b>400</b>	<b>146</b>	<b>-</b>	<b>400</b>

**OTHER SERVICES AND CHARGES:**

100-04222-405 PHONE / INTERNET	306	500	332	-	500
100-04266-405 TRANSPORTATION SERVICES	4,061	7,000	4,000	-	7,000
100-04264-405 MILEAGE	-	500	-	-	500
<b>TOTAL OTHER SERV. AND CHARGES</b>	<b>4,367</b>	<b>8,000</b>	<b>4,332</b>	<b>-</b>	<b>8,000</b>

**CAPITAL OUTLAY**

100-06100-405 MACHINERY AND EQUIPMENT 5000+	-	-	-	-	-
100-06101-405 MACHINERY AND EQUIPMENT 0-4999.99	-	-	-	-	-
100-06130-405 BUILDING REPAIRS	-	-	-	-	-
100-06131-405 IMPROVEMENTS	-	-	-	-	-
<b>TOTAL CAPITAL OUTLAY</b>	<b>-</b>	<b>-</b>	<b>-</b>	<b>-</b>	<b>-</b>

<b>TOTAL DEPARTMENT EXPENDITURES</b>	<b>51,459</b>	<b>58,039</b>	<b>49,834</b>	<b>-</b>	<b>59,852</b>
--------------------------------------	---------------	---------------	---------------	----------	---------------

**COUNTY OF MAVERICK  
ANNUAL BUDGET - GENERAL FUND  
2022 - 2023 ADOPTED (UNAUDITED / UNADJUSTED / NOT GAAP)**

20-21 ACTUAL	21-22 BUDGETED as of 6.30.22	PRO-FORMA ENDING 9.30.22 as of 6.30.22	REQUESTED 22-23	ADOPTED 22-23
-----------------	------------------------------------	--	--------------------	------------------

9 F/T EMPLOYEES

**406:293RD DISTRICT COURT**

	20-21 ACTUAL	21-22 BUDGETED as of 6.30.22	PRO-FORMA ENDING 9.30.22 as of 6.30.22	REQUESTED 22-23	ADOPTED 22-23
<b>PERSONNEL SERVICES:</b>					
100-01010-406 ELECTED OFFICIAL -JUVENILE	9,540	9,540	9,540	-	9,540
100-01050-406 SECRETARY	-	-	-	-	-
100-01060-406 TEMP. EXT. HELP	8,135	-	-	-	-
100-01085-406 BAILLIF	-	-	-	-	-
100-01110-406 ASSISTANCE	5,151	-	-	-	-
100-01045-406 OVERTIME	-	-	-	-	-
100-02060-406 CAR ALLOWANCE	14,460	15,660	15,660	-	15,660
100-02065-406 CELL PHONE ALLOWANCE	-	-	-	-	1,200
100-02051-406 LONGEVITY	3,570	2,178	2,178	-	3,031
100-02000-406 FRINGE BENEFITS	3,253	5,542	2,532	-	5,516
<b>TOTAL PERSONNEL SERVICES</b>	<b>44,109</b>	<b>32,920</b>	<b>29,910</b>	<b>-</b>	<b>34,947</b>
<b>SUPPLIES:</b>					
100-03100-406 STATION	1,873	1,556	1,975	-	2,000
100-03110-406 POSTAGE	766	400	458	-	400
100-03120-406 OPERATING SUPPLIES	7,182	12,515	13,994	-	12,515
100-03140-406 PUBLICATIONS	-	-	-	-	1,000
<b>TOTAL SUPPLIES</b>	<b>9,821</b>	<b>14,472</b>	<b>16,427</b>	<b>-</b>	<b>15,915</b>
<b>OTHER SERVICES AND CHARGES:</b>					
100-04120-406 PROFESSIONAL SERVICES	16,858	24,188	23,736	-	27,000
100-04131-406 JURY MEALS	-	-	-	-	1,500
100-04222-406 PHONE / INTERNET	6,684	9,366	11,766	-	11,800
100-04226-406 WATER	-	-	-	-	-
100-04266-406 TRANSPORTATION	-	-	-	-	-
CONFERENCE, WORKSHOPS & FEES	-	-	-	-	-
100-04261-406 TRAVEL(ASSOCIATED W/CONFERENCE)	4,545	5,672	3,646	-	8,470
100-04264-406 MILEAGE	-	-	-	-	-
100-04119-406 ATTY MILEAGE	-	-	-	-	-
100-04520-406 REPAIRS AND MAINTENANCE	2,585	-	1,900	-	2,000
100-04550-406 RENTALS	-	-	-	-	-
100-04525-406 MAINT. CONTR.	37,200	40,800	37,200	-	40,800
100-04810-406 DUES	2,123	494	2,089	-	2,894
100-04900-406 AIDS TO OTHER GOVERNMENTS	335,446	397,671	369,439	-	504,458
100-06113-406 OTHER/LAW LIBRARY	-	-	-	-	-
<b>TOTAL OTHER SERV. AND CHARGES</b>	<b>405,441</b>	<b>478,191</b>	<b>449,776</b>	<b>-</b>	<b>598,922</b>
<b>CAPITAL OUTLAY</b>					
100-06100-406 MACHINERY AND EQUIPMENT 5000+	-	0	-	-	3,000
100-06101-406 MACHINERY AND EQUIPMENT 0-4999.99	10,553	9,829	8,176	-	9,829
<b>TOTAL CAPITAL OUTLAY</b>	<b>10,553</b>	<b>9,829</b>	<b>8,176</b>	<b>-</b>	<b>12,829</b>
<b>TOTAL DEPARTMENT EXPENDITURES</b>	<b>469,924</b>	<b>535,412</b>	<b>504,289</b>	<b>-</b>	<b>662,613</b>

As of this date. These are current salaries for the following positions. Salaries for FY2023 will be determined until all 3 County Budgets (Maverick, Dimmit, and Zavala) are adopted.

Position 1		66,243
Position 2		117,680
Position 3		74,078
Position 4		35,277
Position 5		52,278
Position 6		31,720
Position 7		33,072
Position 8		35,277
Position 9		35,277
Cell Phones		6,000
Fringe Benefits		174,021
		<u>660,923</u>
Maverick 72.66%	0.7633	58,056
Dimmit 12.52%	0.1114	8,473
Zavala 14.83%	0.1253	9,534
	1.0000	76,063
		<u>504,458</u>
		<u>73,623</u>
		<u>82,842</u>
		<u>660,923</u>

**COUNTY OF MAVERICK  
ANNUAL BUDGET - GENERAL FUND  
2022 - 2023 ADOPTED (UNAUDITED / UNADJUSTED / NOT GAAP)**

20-21 ACTUAL	21-22 BUDGETED as of 6.30.22	PRO-FORMA ENDING 9.30.22 as of 6.30.22	REQUESTED 22-23	ADOPTED 22-23
-----------------	------------------------------------	--	--------------------	------------------

7 F/T EMPLOYEES  
3 P/T EMPLOYEES

**434:365 TH DISTRICT COURT**

**PERSONNEL SERVICES:**

100-01010-434 ELECTED OFFICIAL	9,540	9,540	9,540	-	9,540
100-01050-434 SECRETARY	-	-	-	-	-
100-01060-434 TEMP. EXT. HELP	5,766	-	-	-	-
100-01085-434 BAILIF	-	-	-	-	-
100-01110-434 ASSISTANCE	7,874	-	-	-	-
100-01045-434 OVERTIME	-	-	-	-	-
100-02060-434 CAR ALLOWANCE	14,460	15,660	15,660	-	15,660
100-02051-434 LONGEVITY	4,446	5,100	4,716	-	6,328
100-02000-434 FRINGE BENEFITS	3,021	5,542	3,070	-	6,539
<b>TOTAL PERSONNEL SERVICES</b>	<b>45,107</b>	<b>35,842</b>	<b>32,986</b>	<b>-</b>	<b>38,067</b>

**SUPPLIES:**

100-03100-434 STATION	-	250	-	-	250
100-03110-434 POSTAGE	599	800	870	-	1,200
100-03120-434 OPERATING SUPPLIES	8,254	8,423	2,784	-	8,423
100-03140-434 PUBLICATIONS	2,829	4,000	2,912	-	5,000
<b>TOTAL SUPPLIES</b>	<b>11,683</b>	<b>13,473</b>	<b>6,565</b>	<b>-</b>	<b>14,873</b>

**OTHER SERVICES AND CHARGES:**

100-04120-434 PROFESSIONAL SERVICES	20,891	50,500	8,642	-	51,500
100-04131-434 JURY MEALS	396	1,550	-	-	2,000
100-04222-434 PHONE / INTERNET	11,427	10,450	13,587	-	15,000
100-04226-434 WATER	1,497	3,500	1,435	-	3,500
CONFERENCE, WORKSHOP & FEES	-	-	-	-	-
TRAVEL(ASSOCIATED W/ CONFERENCE)	-	-	-	-	-
100-04264-434 MILEAGE	1,326	4,050	784	-	5,000
100-04119-434 ATTY MILEAGE	-	-	-	-	-
100-04525-434 MAINTENANCE CONTRACT	1,061	1,405	1,057	-	1,405
100-04520-434 REPAIRS AND MAINTENANCE	-	-	-	-	-
100-04810-434 DUES	3,208	6,128	3,891	-	6,128
100-04900-434 AIDS TO OTHER GOVERNMENTS	335,744	398,792	384,775	-	580,433
<b>TOTAL OTHER SERV. AND CHARGES</b>	<b>375,549</b>	<b>476,375</b>	<b>414,170</b>	<b>-</b>	<b>664,966</b>

**CAPITAL OUTLAY**

100-06100-434 MACHINERY AND EQUIPMENT 5000+	-	-	-	-	-
100-06101-434 MACHINERY AND EQUIPMENT 0-4999.99	-	2,780	-	-	2,780
<b>TOTAL CAPITAL OUTLAY</b>	<b>-</b>	<b>2,780</b>	<b>-</b>	<b>-</b>	<b>2,780</b>
<b>TOTAL DEPARTMENT EXPENDITURES</b>	<b>432,339</b>	<b>528,470</b>	<b>453,722</b>	<b>-</b>	<b>720,686</b>

As of this date. These are current salaries for the following positions. Salaries for FY2023 will be determined until all 3 County Budgets (Maverick, Dimmit, and Zavala) are adopted.

Position 1				60,830
Position 2				73,795
Position 3				60,830
Position 4				42,817
Position 5				43,243
Position 6				115,000
Position 7				67,599
Position 8				49,013
Position 9, 10, & 11 (Part-Time)				63,263
Fringe Benefits				184,073
				<u>760,464</u>
Maverick 72.66%	0.7633	58,056		580,433
Dimmit 12.52%	0.1114	8,473		84,712
Zavala 14.83%	0.1253	9,534		95,319
	1.0000	76,063		<u>760,464</u>

**COUNTY OF MAVERICK  
ANNUAL BUDGET  
2022 - 2023 ADOPTED (UNAUDITED / UNADJUSTED / NOT GAAP)**

20-21 ACTUAL	21-22 BUDGETED as of 6.30.22	PRO-FORMA ENDING 9.30.22 as of 6.30.22	REQUESTED 22-23	ADOPTED 22-23
-----------------	------------------------------------	--	--------------------	------------------

**436: D.A./ARPA**

DISTRICT ATTORNEY  
INVESTIGATOR  
ASSISTANT D.A  
SECRETARY

100-01045-436 OVERTIME				
100-01060-436 TEMP. EXT. HELP	-	-	-	-
100-02051-436 LONGEVITY	5,562	6,210	6,210	6,060
100-02000-436 FRINGE BENEFITS	1,197	1,360	1,813	1,354
<b>TOTAL PERSONNEL SERVICES</b>	<b>6,759</b>	<b>7,570</b>	<b>8,023</b>	<b>7,414</b>

**SUPPLIES:**

OFFICE SUPPLIES

100-03120-436 OPERATION SUPPLY	-	-	-	-
<b>TOTAL SUPPLIES</b>	<b>-</b>	<b>-</b>	<b>-</b>	<b>-</b>

**OTHER SERVICES**

100-04254-436 MILEAGE	-	-	-	-
100-04520-436 REPAIR AND MAINTENANCE TRANSPORTATION	-	-	-	-
100-04580-436 LEASE AGREEMENT	-	-	-	-
100-04810-436 DUES	-	-	-	-
100-04900-436 AID TO OTHER GOVERNMENT DA'S ALLOCATION	415,000	430,000	415,000	455,800
100-08200-436 PROPERTY INSURANCE	-	-	-	-
100-04930-436 OTHER AID (BAP)	-	-	-	-
<b>TOTAL OTHER SERVICES</b>	<b>415,000</b>	<b>430,000</b>	<b>415,000</b>	<b>455,800</b>

**CAPITAL OUTLAY**

100-06100-436 MACHINERY AND EQUIPMENT 5000+	-	-	-	-
100-06101-436 MACHINERY AND EQUIPMENT 0-4999.99	-	-	-	-
<b>TOTAL CAPITAL OUTLAY</b>	<b>-</b>	<b>-</b>	<b>-</b>	<b>-</b>
<b>TOTAL DEPARTMENT EXPENDITURES</b>	<b>421,759</b>	<b>437,570</b>	<b>423,023</b>	<b>463,214</b>

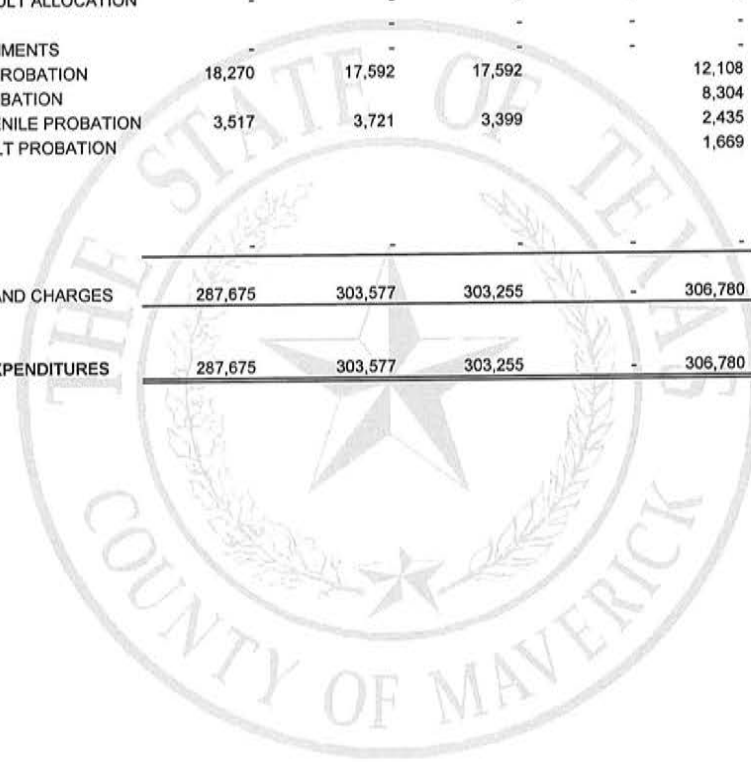
**COUNTY OF MAVERICK  
ANNUAL BUDGET - GENERAL FUND  
2022 - 2023 ADOPTED (UNAUDITED / UNADJUSTED / NOT GAAP)**

20-21 ACTUAL	21-22 BUDGETED	PRO-FORMA ENDING 9.30.22	REQUESTED 22-23	ADOPTED 22-23
	as of 6.30.22	as of 6.30.22		

**437: JUVENILE / ADULT PROBATION**

**OTHER SERVICES AND CHARGES:**

100-04222-437 UTILITIES (TELEPHONE)	-	-	-	-	-
100-01045-437 OVERTIME	-	-	-	-	-
100-04520-437 REPAIRS AND MAINTENANCE	-	-	-	-	-
100-04525-437 MAINTENANCE CONTRACTS	-	-	-	-	-
100-04550-437 RENTAL - ADULT/JUVENILE RENT	18,624	-	-	-	-
100-04900-437 AIDS TO OTHER GOV-JUVENILE ALLOCATI	247,264	282,264	282,264	-	282,264
AIDS TO OTHER GOV-ADULT ALLOCATION	-	-	-	-	-
100-08200-437 PROPERTY INSURANCE	-	-	-	-	-
100-04901-437 AIDS TO OTHER GOVERNMENTS	-	-	-	-	-
LONGEVITY - JUVENILE PROBATION	18,270	17,592	17,592	-	12,108
LONGEVITY - ADULT PROBATION	-	-	-	-	8,304
FRINGE BENEFITS - JUVENILE PROBATION	3,517	3,721	3,399	-	2,435
FRINGE BENEFITS - ADULT PROBATION	-	-	-	-	1,669
	-	-	-	-	-
<b>TOTAL OTHER SERV. AND CHARGES</b>	<b>287,675</b>	<b>303,577</b>	<b>303,255</b>	<b>-</b>	<b>306,780</b>
<b>TOTAL DEPARTMENT EXPENDITURES</b>	<b>287,675</b>	<b>303,577</b>	<b>303,255</b>	<b>-</b>	<b>306,780</b>



**COUNTY OF MAVERICK  
ANNUAL BUDGET -GENERAL FUND  
2022 - 2023 ADOPTED (UNAUDITED / UNADJUSTED / NOT GAAP)**

20-21 ACTUAL	21-22 BUDGETED as of 6.30.22	PRO-FORMA ENDING 9.30.22 as of 6.30.22	REQUESTED 22-23	ADOPTED 22-23
-----------------	------------------------------------	--	--------------------	------------------

10 F/T EMPLOYEES  
1 P/T EMPLOYEE

**450: DISTRICT CLERK**

**PERSONNEL SERVICES:**

100-01010-450 ELECTED OFFICIAL	62,000	63,000	63,000	-	63,000
100-01040-450 DEPUTIES & ASSISTANTS	195,553	212,970	191,647	-	291,242
100-01060-450 DIST. CLK - TEMP.EXT. HELP	-	6,047	-	-	7,800
100-01130-450 CLERK - PASSPORT	26,101	28,188	25,988	-	31,720
100-01045-450 OVERTIME	-	-	-	-	-
100-02051-450 LONGEVITY	726	918	678	-	1,085
100-02000-450 FRINGE BENEFITS	133,745	154,636	124,928	-	173,013
<b>TOTAL PERSONNEL SERVICES</b>	<b>418,125</b>	<b>465,759</b>	<b>406,241</b>	<b>-</b>	<b>567,860</b>

**SUPPLIES:**

100-03100-450 STATION	5,482	6,275	6,275	-	6,275
100-03110-450 POSTAGE	11,490	12,427	13,415	-	14,000
100-03120-450 OPERATING SUPPLIES	6,241	5,933	4,587	-	5,000
100-03135-450 PRINT & BIND	315	400	280	-	400
<b>TOTAL SUPPLIES</b>	<b>23,527</b>	<b>25,035</b>	<b>24,557</b>	<b>-</b>	<b>25,675</b>

**OTHER SERVICES AND CHARGES:**

100-04015-450 TRAININGS	-	-	-	-	-
100-04130-450 JURY	3,662	30,000	24,555	-	30,000
100-04131-450 JURY REFRESHMENTS	31	500	355	-	500
100-04222-450 PHONE / INTERNET	2,157	2,500	2,055	-	2,500
100-04264-450 MILEAGE	745	3,000	3,000	-	3,000
100-04520-450 REPAIRS AND MAINTENANCE	-	-	-	-	-
100-04525-450 MAINTENANCE CONTRACTS	1,618	2,012	1,173	-	1,200
100-04580-450 LEASE AGREEMENT	-	-	-	-	-
100-04810-450 DUES	125	250	250	-	250
<b>TOTAL OTHER SERV. AND CHARGES</b>	<b>8,338</b>	<b>38,262</b>	<b>31,388</b>	<b>-</b>	<b>37,450</b>

**CAPITAL OUTLAY**

100-06100-450 MACHINERY AND EQUIPMENT 5000 +	-	6,473	-	-	6,473
100-06101-450 MACHINERY AND EQUIPMENT 0-4999.99	3,218	-	-	-	4,800
<b>TOTAL CAPITAL OUTLAY</b>	<b>3,218</b>	<b>6,473</b>	<b>-</b>	<b>-</b>	<b>11,273</b>

**TOTAL DEPARTMENT EXPENDITURES** **453,208** **535,529** **462,186** **-** **642,258**

**COUNTY OF MAVERICK  
ANNUAL BUDGET - GENERAL FUND  
2022 - 2023 ADOPTED (UNAUDITED / UNADJUSTED / NOT GAAP)**

20-21 ACTUAL	21-22 BUDGETED	PRO-FORMA ENDING 9.30.22	REQUESTED 22-23	ADOPTED 22-23
	as of 6.30.22	as of 6.30.22		

2 FT EMPLOYEES

**455: JUSTICE OF THE PEACE PRCT. 1**

PERSONNEL SERVICES:

100-01010-455 ELECTED OFFICIAL OR	31,000	32,000	32,000	-	32,000
100-01060-455 TEMP. EXT. HELP					
100-01130-455 CLERK	27,450	28,710	26,590	-	31,720
100-01045-455 OVERTIME					
100-02060-455 CAR ALLOWANCE	4,800	4,800	4,800	-	4,800
100-02065-455 CELL PHONE ALLOWANCE	1,200	1,200	1,200	-	1,200
100-02051-455 LONGEVITY	480	552	552	-	728
100-02000-455 FRINGE BENEFITS	28,683	31,982	28,083	-	31,143
<b>TOTAL PERSONNEL SERVICES</b>	<b>93,613</b>	<b>99,244</b>	<b>93,225</b>	<b>-</b>	<b>101,591</b>

SUPPLIES:

100-03100-455 STATION	534	535	253	-	500
100-03110-455 POSTAGE	227	645	336	-	500
100-03135-455 PRINT&BIND					
100-03120-455 OPERATING SUPPLIES	888	1,590	1,590	-	1,590
<b>TOTAL SUPPLIES</b>	<b>1,649</b>	<b>2,770</b>	<b>2,180</b>	<b>-</b>	<b>2,590</b>

OTHER SERVICES AND CHARGES:

100-04222-455 PHONE	1,732	2,100	1,561	-	1,800
100-04224-455 ELECTRICITY	-	-	-	-	-
100-04226-455 WATER	-	-	-	-	-
100-04200-455 PRINTING & BINDING	-	-	-	-	-
100-04264-455 MILEAGE	287	300	211	-	300
100-04261-455 TRAVEL	-	-	-	-	-
100-04550-455 RENTAL	-	-	-	-	-
100-04225-455 MAINTENANCE CONTRACT	394	655	206	-	210
100-04810-455 DUES	-	-	-	-	-
<b>TOTAL OTHER SERV. AND CHARGES</b>	<b>2,413</b>	<b>3,055</b>	<b>1,977</b>	<b>-</b>	<b>2,310</b>

CAPITAL OUTLAY

100-06100-455 MACHINERY AND EQUIPMENT 5000 +	-	-	-	-	-
100-06101-455 MACHINERY AND EQUIPMENT 0-4999.99	-	-	-	-	-
100-06130-455 BUILDINGS	-	-	-	-	-
<b>TOTAL CAPITAL OUTLAY</b>	<b>-</b>	<b>-</b>	<b>-</b>	<b>-</b>	<b>-</b>
<b>TOTAL DEPARTMENT EXPENDITURES</b>	<b>97,675</b>	<b>105,069</b>	<b>97,382</b>	<b>-</b>	<b>106,491</b>

**COUNTY OF MAVERICK  
ANNUAL BUDGET - GENERAL FUND  
2022 - 2023 ADOPTED (UNAUDITED / UNADJUSTED / NOT GAAP)**

20-21 ACTUAL	21-22 BUDGETED as of 6.30.22	PRO-FORMA ENDING 9.30.22 as of 6.30.22	REQUESTED 22-23	ADOPTED 22-23
-----------------	------------------------------------	--	--------------------	------------------

2 F/T EMPLOYEES  
1 P/T EMPLOYEE

**457: JUSTICE OF THE PEACE PRCT. 2**

**PERSONNEL SERVICES:**

100-01010-457 ELECTED OFFICIAL	31,000	32,000	32,000	-	32,000
100-01060-457 TEMP. EXT. HLP	-	-	-	-	-
100-01130-457 CLKS	36,624	41,238	37,551	-	47,580
100-01045-457 OVERTIME	-	-	-	-	-
100-02060-457 CAR ALLOWANCE	6,000	6,000	6,000	-	6,000
100-02065-457 CELL PHONE ALLOWANCE	1,200	1,200	1,200	-	1,200
100-02051-457 LONGEVITY	564	636	636	-	956
100-02000-457 FRINGE BENEFITS	34,076	39,347	34,237	-	38,865
<b>TOTAL PERSONNEL SERVICES</b>	<b>109,465</b>	<b>120,421</b>	<b>111,624</b>	<b>-</b>	<b>126,600</b>

**SUPPLIES:**

100-03100-457 STATION	1,088	1,283	-	-	1,000
100-03110-457 POSTAGE	83	400	35	-	400
100-03120-457 OPERATING SUPPLIES	1,923	799	592	-	600
100-03135-457 PRINT & BINDING	-	-	-	-	-
<b>TOTAL SUPPLIES</b>	<b>3,095</b>	<b>2,482</b>	<b>627</b>	<b>-</b>	<b>2,000</b>

**OTHER SERVICES AND CHARGES:**

100-04200-457 UTILITY	-	-	-	-	-
100-04222-457 PHONE / INTERNET	2,850	3,142	2,487	-	3,000
100-04226-457 WATER	-	-	-	-	-
100-04264-457 MILEAGE	707	800	452	-	800
100-04520-457 REPAIR & MAINTENANCE BLDG	-	809	-	-	809
100-04525-457 MAINTENANCE CONTRACT	503	675	298	-	300
100-04550-457 RENTAL	-	-	-	-	-
100-04810-457 DUES	-	-	-	-	-
<b>TOTAL OTHER SERV. AND CHARGES</b>	<b>4,059</b>	<b>5,426</b>	<b>3,236</b>	<b>-</b>	<b>4,909</b>

**CAPITAL OUTLAY**

100-06100-457 MACHINERY AND EQUIPMENT 5000 +	-	-	-	-	-
100-06101-457 MACHINERY AND EQUIPMENT 0-4999.99	-	512	-	-	512
<b>TOTAL CAPITAL OUTLAY</b>	<b>-</b>	<b>512</b>	<b>-</b>	<b>-</b>	<b>512</b>

<b>TOTAL DEPARTMENT EXPENDITURES</b>	<b>116,619</b>	<b>128,841</b>	<b>115,487</b>	<b>-</b>	<b>134,021</b>
--------------------------------------	----------------	----------------	----------------	----------	----------------

**COUNTY OF MAVERICK  
ANNUAL BUDGET - GENERAL FUND  
2022 - 2023 ADOPTED (UNAUDITED / UNADJUSTED / NOT GAAP)**

20-21 ACTUAL	21-22 BUDGETED as of 6.30.22	PRO-FORMA ENDING 9.30.22 as of 6.30.22	REQUESTED 22-23	ADOPTED 22-23
-----------------	------------------------------------	--	--------------------	------------------

2 F/T EMPLOYEES

**459: JUSTICE OF THE PEACE PRCT. 3-1**

	20-21 ACTUAL	21-22 BUDGETED as of 6.30.22	PRO-FORMA ENDING 9.30.22 as of 6.30.22	REQUESTED 22-23	ADOPTED 22-23
<b><u>PERSONNEL SERVICES:</u></b>					
100-01010-459 ELECTED OFFICIAL	31,000	32,000	32,000	-	32,000
100-01060-459 TEMP. EX. HLP.					
100-01130-459 CLERKS	27,469	28,710	26,612	-	31,720
100-01045-459 OVERTIME					
100-02060-459 CAR ALLOWANCE	4,800	4,800	4,800	-	4,800
100-02065-459 CELL PHONE ALLOWANCE	1,200	1,200	1,200	-	1,200
100-02051-459 LONGEVITY		258	258	-	385
100-02000-459 FRINGE BENEFITS	28,519	31,920	27,984	-	31,075
<b>TOTAL PERSONNEL SERVICES</b>	<b>92,988</b>	<b>98,888</b>	<b>92,854</b>	<b>-</b>	<b>101,180</b>
<b><u>SUPPLIES:</u></b>					
100-03100-459 STATION		-	-	-	-
100-03110-459 POSTAGE	191	350	69	-	100
100-03120-459 OPERATING SUPPLIES	1,790	1,802	1,395	-	1,800
PRINTING AND BINDERY	-	-	-	-	-
<b>TOTAL SUPPLIES</b>	<b>1,980</b>	<b>2,152</b>	<b>1,464</b>	<b>-</b>	<b>1,900</b>
<b><u>OTHER SERVICES AND CHARGES:</u></b>					
100-04200-459 UTILITY		-	-	-	-
100-04226-459 WATER		-	-	-	-
100-04224-459 ELECTRICITY		-	-	-	-
100-04222-459 PHONE / INTERNET / CABLE	2,494	2,500	2,964	-	3,000
100-04264-459 MILEAGE	133	500	487	-	500
100-04525-459 MAINTENANCE CONTRACT	-	483	276	-	300
100-04550-459 RENTAL		-	-	-	-
100-04810-459 DUES		-	-	-	-
<b>TOTAL OTHER SERV. AND CHARGES</b>	<b>2,628</b>	<b>3,483</b>	<b>3,728</b>	<b>-</b>	<b>3,800</b>
<b><u>CAPITAL OUTLAY</u></b>					
100-06100-459 MACHINERY AND EQUIPMENT 5000 +	-	-	-	-	-
100-06101-459 MACHINERY AND EQUIPMENT 0-4999.99	-	-	-	-	-
<b>TOTAL CAPITAL OUTLAY</b>	<b>-</b>	<b>-</b>	<b>-</b>	<b>-</b>	<b>-</b>
<b>TOTAL DEPARTMENT EXPENDITURES</b>	<b>97,596</b>	<b>104,523</b>	<b>98,046</b>	<b>-</b>	<b>106,880</b>

**COUNTY OF MAVERICK  
ANNUAL BUDGET - GENERAL FUND  
2022 - 2023 ADOPTED (UNAUDITED / UNADJUSTED / NOT GAAP)**

20-21 ACTUAL	21-22 BUDGETED	PRO-FORMA ENDING 9.30.22	REQUESTED 22-23	ADOPTED 22-23
	as of 6.30.22	as of 6.30.22		

2 F/T EMPLOYEES

**460: JUSTICE OF THE PEACE PRCT. 3-2**

**PERSONNEL SERVICES:**

100-01010-460 ELECTED OFFICIAL	31,000	32,000	32,000	32,000
100-01130-460 CLERK	27,480	28,710	26,612	31,720
100-01045-460 OVERTIME				
100-02060-460 CAR ALLOWANCE	9,600	9,600	9,600	9,600
100-02065-460 CELL PHONE ALLOWANCE	1,200	1,200	1,200	1,200
100-02051-460 LONGEVITY		294	294	427
100-02070-460 TRAVEL ALLOWANCE	222			
100-02000-460 FRINGE BENEFITS	29,624	32,935	29,071	32,041
<b>TOTAL PERSONNEL SERVICES</b>	<b>99,126</b>	<b>104,739</b>	<b>98,777</b>	<b>106,987</b>

**SUPPLIES:**

100-03100-460 STATION	-	100	-	100
100-03110-460 POSTAGE	195	245	192	245
100-03120-460 OPERATING SUPPLIES	1,221	1,516	-	1,525
<b>TOTAL SUPPLIES</b>	<b>1,416</b>	<b>1,861</b>	<b>192</b>	<b>1,870</b>

**OTHER SERVICES AND CHARGES:**

100-04222-460 PHONE / INTERNET	3,108	3,500	3,841	4,000
100-04226-460 WATER	1,440	1,500	937	1,000
100-04224-460 ELECTRICITY	1,175	2,000	1,380	1,500
100-04264-460 MILEAGE	-	2,400	-	2,400
100-04520-460 REPAIRS AND MAINTENANCE BLDG	-	-	-	-
100-04525-460 MAINTENANCE CONTRACT	476	483	276	300
100-04550-460 RENTAL	-	-	-	-
100-04810-460 DUES	-	-	-	-
<b>TOTAL OTHER SERV. AND CHARGES</b>	<b>6,199</b>	<b>9,883</b>	<b>6,434</b>	<b>9,200</b>

**CAPITAL OUTLAY**

100-06100-460 MACHINERY AND EQUIPMENT 5000 +	-	-	-	-
100-06101-460 MACHINERY AND EQUIPMENT 0-4999.99	-	-	-	-
<b>TOTAL CAPITAL OUTLAY</b>	<b>-</b>	<b>-</b>	<b>-</b>	<b>-</b>
<b>TOTAL DEPARTMENT EXPENDITURES</b>	<b>106,742</b>	<b>116,483</b>	<b>105,403</b>	<b>118,057</b>

**COUNTY OF MAVERICK  
ANNUAL BUDGET - GENERAL FUND  
2022 - 2023 ADOPTED (UNAUDITED / UNADJUSTED / NOT GAAP)**

20-21 ACTUAL	21-22 BUDGETED	PRO-FORMA ENDING 9.30.22	REQUESTED 22-23	ADOPTED 22-23
	as of 6.30.22	as of 6.30.22		

2 F/T EMPLOYEES  
1 P/T EMPLOYEE

**461: JUSTICE OF THE PEACE PRCT. 4**

PERSONNEL SERVICES:

100-01010-461	ELECTED OFFICIAL	31,000	32,000	32,000	-	32,000
100-01060-461	TEMP. EX. HLP.	5,475	-	-	-	-
100-01130-461	CLERKS	39,994	41,238	38,562	-	47,580
100-01045-461	OVERTIME	59	-	-	-	-
100-02060-461	CAR ALLOWANCE	4,800	4,800	4,800	-	4,800
100-02065-461	CELL PHONE ALLOWANCE	1,200	1,200	1,200	-	1,200
100-02051-461	LONGEVITY	594	-	-	-	130
100-02000-461	FRINGE BENEFITS	34,937	38,962	34,442	-	38,461
<b>TOTAL PERSONNEL SERVICES</b>		<b>118,059</b>	<b>118,200</b>	<b>111,004</b>	<b>-</b>	<b>124,170</b>

SUPPLIES:

100-03100-461	STATION	612	646	697	-	700
100-03110-461	POSTAGE	131	700	-	-	200
100-03120-461	OPERATING SUPPLIES	454	773	173	-	700
<b>TOTAL SUPPLIES</b>		<b>1,197</b>	<b>2,119</b>	<b>871</b>	<b>-</b>	<b>1,600</b>

OTHER SERVICES AND CHARGES:

100-04222-461	PHONE /INTERNET	573	2,105	1,804	-	2,000
100-04224-461	ELECTRICITY	1,275	1,645	1,292	-	1,500
100-04264-461	MILEAGE	-	-	-	-	-
100-04520-461	REPAIRS AND MAINTENANCE BLDG	-	-	-	-	-
100-04525-461	MAINTENANCE CONTRACT	487	483	298	-	300
100-04550-461	RENTAL	-	-	-	-	-
100-04810-461	DUES	-	-	-	-	-
<b>TOTAL OTHER SERV. AND CHARGES</b>		<b>2,335</b>	<b>4,233</b>	<b>3,394</b>	<b>-</b>	<b>3,800</b>

CAPITAL OUTLAY

100-06100-461	MACHINERY AND EQUIPMENT 5000 +	-	-	-	-	-
100-06101-461	MACHINERY AND EQUIPMENT 0-4999.99	-	1,816	-	-	-
	OTHER	-	-	-	-	-
<b>TOTAL CAPITAL OUTLAY</b>		<b>-</b>	<b>1,816</b>	<b>-</b>	<b>-</b>	<b>-</b>
<b>TOTAL DEPARTMENT EXPENDITURES</b>		<b>121,590</b>	<b>126,368</b>	<b>115,269</b>	<b>-</b>	<b>129,570</b>

**COUNTY OF MAVERICK  
ANNUAL BUDGET - GENERAL FUND  
2022 - 2023 ADOPTED (UNAUDITED / UNADJUSTED / NOT GAAP)**

20-21 ACTUAL	21-22 BUDGETED as of 6.30.22	PRO-FORMA ENDING 9.30.22 as of 6.30.22	REQUESTED 22-23	ADOPTED 22-23
-----------------	------------------------------------	--	--------------------	------------------

2 F/T EMPLOYEE  
1 P/T EMPLOYEE  
1 F/T VACANCY

**462:CONSTABLE- Prct 1**

**PERSONNEL SERVICES:**

100-01010-462	ELECTED OFFICIAL	20,000	22,997	23,000	23,000
100-01040-462	DEPUTY	14,314	50,112	34,953	63,440
100-01043-462	PART TIME	-	-	-	-
100-01045-462	OVERTIME	-	3	3	5,000
100-02060-462	CAR ALLOWANCE	3,600	3,600	3,600	3,600
100-02065-462	CELL PHONE ALLOWANCE	1,200	1,200	1,200	1,200
100-02051-462	LONGEVITY	-	-	-	-
100-02000-462	FRINGE BENEFITS	20,544	45,908	32,462	48,241
<b>TOTAL PERSONNEL SERVICES</b>		<b>59,658</b>	<b>123,820</b>	<b>95,219</b>	<b>144,481</b>

**SUPPLIES:**

100-03100-462	STATION	-	-	-	-
100-03110-462	POSTAGE	-	-	-	-
100-03120-462	OPERATING SUPPLIES	3,552	3,125	459	500
<b>TOTAL SUPPLIES</b>		<b>3,552</b>	<b>3,125</b>	<b>459</b>	<b>500</b>

**OTHER SERVICES AND CHARGES:**

100-04020-462	UNIFORMS	2,011	2,000	617	2,000
100-04200-462	UTILITIES (TELEPHONE)	-	-	-	-
100-04264-462	MILEAGE	-	-	-	-
100-04410-462	VEHICLE REPAIR	3,722	2,608	2,825	2,900
100-04420-462	VEHICLE FUEL & OIL	299	3,580	809	900
100-04430-462	COMMUNICATION / RADIOS	-	-	-	-
100-04520-462	REPAIRS AND MAINTENANCE BLDG	-	200	-	200
100-04520-462	MACHINERY & EQUIPMENT	-	-	-	-
100-04525-462	MAINTENANCE CONTRACTS	-	-	-	-
100-04580-462	LEASE AGREEMENT	-	-	-	-
100-04810-462	DUES	-	75	-	75
100-08200-462	PROPERTY INSURANCE	-	-	-	-
<b>TOTAL OTHER SERV. AND CHARGES</b>		<b>6,032</b>	<b>8,463</b>	<b>4,251</b>	<b>6,075</b>

**CAPITAL OUTLAY**

100-06100-462	MACHINERY AND EQUIPMENT 5000 +	29,096	15,000	-	15,000
100-06101-462	MACHINERY AND EQUIPMENT 0-4999.99	-	-	-	-
100-08250-462	INTEREST	-	-	-	-
<b>TOTAL CAPITAL OUTLAY</b>		<b>29,096</b>	<b>15,000</b>	<b>-</b>	<b>15,000</b>
<b>TOTAL DEPARTMENT EXPENDITURES</b>		<b>98,338</b>	<b>150,408</b>	<b>99,929</b>	<b>166,056</b>

**COUNTY OF MAVERICK  
ANNUAL BUDGET - GENERAL FUND  
2022 - 2023 ADOPTED (UNAUDITED / UNADJUSTED / NOT GAAP)**

20-21 ACTUAL	21-22 BUDGETED as of 6.30.22	PRO-FORMA ENDING 9.30.22 as of 6.30.22	REQUESTED 22-23	ADOPTED 22-23
-----------------	------------------------------------	--	--------------------	------------------

3 F/T EMPLOYEE

**463:CONSTABLE- Prct 2**

**PERSONNEL SERVICES:**

100-01010-463 ELECTED OFFICIALS	20,000	23,000	23,000	-	23,000
100-01040-462 DEPUTY	14,792	50,112	45,586	-	63,440
100-01043-463 PART TIME	-	-	-	-	-
100-01045-463 OVERTIME	-	-	-	-	5,000
100-02060-463 CAR ALLOWANCE	3,600	3,600	3,600	-	3,600
100-02065-463 CELL PHONE ALLOWANCE	1,200	1,200	1,200	-	1,200
100-02051-463 LONGEVITY	-	-	-	-	-
100-02055-463 FRINGE BENEFITS	18,185	45,908	37,823	-	48,241
<b>TOTAL PERSONNEL SERVICES</b>	<b>57,777</b>	<b>123,820</b>	<b>111,209</b>	<b>-</b>	<b>144,481</b>

**SUPPLIES:**

100-03100-463 STATION	43	200	-	-	200
100-03110-463 POSTAGE	-	50	-	-	50
100-03120-463 OPERATING SUPPLIES	2,078	1,795	466	-	750
<b>TOTAL SUPPLIES</b>	<b>2,121</b>	<b>2,045</b>	<b>466</b>	<b>-</b>	<b>1,000</b>

**OTHER SERVICES AND CHARGES:**

100-04020-463 UNIFORMS	373	1,200	286	-	300
100-04200-463 UTILITIES (TELEPHONE)	-	-	-	-	-
100-04264-463 MILEAGE	-	-	-	-	-
100-04410-463 VEHICLE REPAIR	-	2,206	2,736	-	2,800
100-04420-463 VEHICLE FUEL & OIL	1,921	8,710	7,179	-	8,000
100-04430-463 COMMUNICATION	-	-	-	-	-
100-04520-463 REPAIRS AND MAINTENANCE BLDG	-	-	-	-	-
100-04525-463 MAINTENANCE CONTRACTS	-	-	-	-	-
100-04810-463 DUES	-	-	-	-	-
100-08200-463 PROPERTY INSURANCE	-	-	-	-	-
<b>TOTAL OTHER SERV. AND CHARGES</b>	<b>2,293</b>	<b>12,115</b>	<b>10,200</b>	<b>-</b>	<b>11,100</b>

**CAPITAL OUTLAY**

100-06100-463 MACHINERY AND EQUIPMENT 5000 +	15,000	15,000	15,000	-	15,000
100-08101-463 MACHINERY AND EQUIPMENT 0-4999.99	-	-	-	-	-
<b>TOTAL CAPITAL OUTLAY</b>	<b>15,000</b>	<b>15,000</b>	<b>15,000</b>	<b>-</b>	<b>15,000</b>
<b>TOTAL DEPARTMENT EXPENDITURES</b>	<b>77,191</b>	<b>152,980</b>	<b>136,875</b>	<b>-</b>	<b>171,581</b>

**COUNTY OF MAVERICK  
ANNUAL BUDGET - GENERAL FUND  
2022 - 2023 ADOPTED (UNAUDITED / UNADJUSTED / NOT GAAP)**

20-21 ACTUAL	21-22 BUDGETED	PRO-FORMA ENDING 9.30.22	REQUESTED 22-23	ADOPTED 22-23
	as of 6.30.22	as of 6.30.22		

4 F/T EMPLOYEES  
1 P/T VACANCY

**464: CONSTABLE- Prct 3-1**

PERSONNEL SERVICES:

100-01010-464 ELECTED OFFICIALS	25,000	26,000	26,000	-	26,000
100-01040-464 DEPUTY	100,817	118,292	93,125	-	98,422
100-01045-464 OVERTIME					5,000
100-02060-464 CAR ALLOWANCE	3,600	3,600	3,600	-	3,600
100-02055-464 DOOR HANGER OP				-	-
100-02065-464 CELL PHONE ALLOWANCE	1,200	1,200	1,200	-	1,200
100-02051-464 LONGEVITY	222	294	294	-	-
100-02000-464 FRINGE BENEFITS	61,803	81,327	56,944	-	65,708
<b>TOTAL PERSONNEL SERVICES</b>	<b>192,642</b>	<b>230,713</b>	<b>181,163</b>	<b>-</b>	<b>199,930</b>

SUPPLIES:

100-03100-464 STATION	-	50	-	-	50
100-03110-464 POSTAGE	-	-	-	-	-
100-03120-464 OPERATING SUPPLIES	755	982	498	-	500
<b>TOTAL SUPPLIES</b>	<b>755</b>	<b>1,032</b>	<b>498</b>	<b>-</b>	<b>550</b>

OTHER SERVICES AND CHARGES:

100-04020-464 UNIFORMS	1,925	2,019	1,401	-	1,500
100-04120-464 PROFESSIONAL SERVICES	-	-	-	-	-
100-04200-464 UTILITIES (TELEPHONE)	-	-	-	-	-
100-04261-464 TRAVEL	1,186	2,000	1,099	-	2,000
100-04264-464 MILEAGE		1,800	808	-	1,800
100-04410-464 VEHICLE REPAIR	5,936	5,909	1,842	-	5,000
100-04420-464 VEHICLE FUEL & OIL	14,927	16,938	16,534	-	17,000
100-04430-464 COMMUNICATIONS		-	-	-	-
100-04520-464 REPAIRS & MAINTENANCE BLDG		-	-	-	-
100-04525-464 MAINTENANCE CONTRACTS		-	-	-	-
100-04580-464 LEASE PAYMENTS		-	-	-	-
100-08200-464 PROPERTY INSURANCE		-	-	-	-
100-04810-464 DUES		-	-	-	-
<b>TOTAL OTHER SERV. AND CHARGES</b>	<b>23,974</b>	<b>28,666</b>	<b>21,684</b>	<b>-</b>	<b>27,300</b>

CAPITAL OUTLAY

100-06100-464 MACHINERY AND EQUIPMENT 5000 +	15,500	15,000	-	-	15,000
100-06101-464 MACHINERY AND EQUIPMENT 0-4999.99	1,155	1,118	-	-	1,118
100-08250-464 INTEREST	-	-	-	-	-
<b>TOTAL CAPITAL OUTLAY</b>	<b>16,655</b>	<b>16,118</b>	<b>-</b>	<b>-</b>	<b>16,118</b>
<b>TOTAL DEPARTMENT EXPENDITURES</b>	<b>234,026</b>	<b>276,529</b>	<b>203,344</b>	<b>-</b>	<b>243,898</b>

**COUNTY OF MAVERICK  
ANNUAL BUDGET - GENERAL FUND  
2022 - 2023 ADOPTED (UNAUDITED / UNADJUSTED / NOT GAAP)**

20-21 ACTUAL	21-22 BUDGETED as of 6.30.22	PRO-FORMA ENDING 9.30.22 as of 6.30.22	REQUESTED 22-23	ADOPTED 22-23
-----------------	------------------------------------	--	--------------------	------------------

1 F/T EMPLOYEE

**465: CONSTABLE- Prct 3-2**

PERSONNEL SERVICES:

100-01010-465 ELECTED OFFICIALS	20,000	23,000	23,000	-	23,000
100-01040-465 DEPUTY			-	-	31,720
100-01045-465 OVERTIME			-	-	5,000
100-02060-465 CAR ALLOWANCE			-	-	
100-02065-465 CELL PHONE ALLOWANCE	1,200	1,200	1,200	-	1,200
100-02051-465 LONGEVITY			-	-	
100-02000-465 FRINGE BENEFITS	12,742	14,868	13,001	-	31,400
<b>TOTAL PERSONNEL SERVICES</b>	<b>33,942</b>	<b>39,068</b>	<b>37,201</b>	<b>-</b>	<b>92,320</b>

SUPPLIES:

100-03100-465 STATIONARY	-	200	-	-	200
100-03110-465 POSTAGE	-	-	-	-	-
100-03120-465 OPERATING SUPPLIES	-	-	-	-	-
<b>TOTAL SUPPLIES</b>	<b>-</b>	<b>200</b>	<b>-</b>	<b>-</b>	<b>200</b>

OTHER SERVICES AND CHARGES:

100-04020-465 UNIFORMS	-	-	-	-	-
100-04120-465 PROFESSIONAL SERVICES	-	-	-	-	-
100-04200-465 UTILITIES (TELEPHONE)	-	-	-	-	-
100-04264-465 MILEAGE	1,211	-	-	-	-
100-04410-465 VEHICLE REPAIR	-	1,500	-	-	1,500
100-04420-465 VEHICLE FUEL & OIL	-	1,800	-	-	1,800
100-04430-465 COMMUNICATIONS	-	-	-	-	-
100-04520-465 REPAIRS & MAINTENANCE BLDG	-	-	-	-	-
100-04525-465 MAINTENANCE CONTRACTS	-	-	-	-	-
100-04580-465 LEASE PAYMENTS	-	-	-	-	-
100-04610-465 DUES	-	-	-	-	-
100-08200-465 PROPERTY INSURANCE	-	-	-	-	-
<b>TOTAL OTHER SERV. AND CHARGES</b>	<b>1,211</b>	<b>3,300</b>	<b>-</b>	<b>-</b>	<b>3,300</b>

CAPITAL OUTLAY

100-06100-465 MACHINERY AND EQUIPMENT 5000 +	-	15,000	-	-	50,000
100-06101-465 MACHINERY AND EQUIPMENT 0-4999.99	-	-	-	-	-
100-08250-465 INTEREST	-	-	-	-	-
<b>TOTAL CAPITAL OUTLAY</b>	<b>-</b>	<b>15,000</b>	<b>-</b>	<b>-</b>	<b>50,000</b>

<b>TOTAL DEPARTMENT EXPENDITURES</b>	<b>35,153</b>	<b>57,568</b>	<b>37,201</b>	<b>-</b>	<b>145,820</b>
--------------------------------------	---------------	---------------	---------------	----------	----------------

**COUNTY OF MAVERICK  
ANNUAL BUDGET - GENERAL FUND  
2022 - 2023 ADOPTED (UNAUDITED / UNADJUSTED / NOT GAAP)**

20-21 ACTUAL	21-22 BUDGETED as of 6.30.22	PRO-FORMA ENDING 9.30.22 as of 6.30.22	REQUESTED 22-23	ADOPTED 22-23
-----------------	------------------------------------	--	--------------------	------------------

3 F/T EMPLOYEE  
1 P/T EMPLOYEE

**466:CONSTABLE- Prct 4**

PERSONNEL SERVICES:

100-01010-466	ELECTED OFFICIALS	20,000	23,000	23,000	-	23,000
100-01040-466	DEPUTY	33,187	28,335	26,470	-	63,440
100-01043-466	PART-TIME	3,451	35,570	32,251	-	15,860
100-01045-466	OVERTIME	-	-	-	-	5,000
100-02060-466	CAR ALLOWANCE	3,600	3,600	3,600	-	3,600
100-02065-466	CELL PHONE ALLOWANCE	1,200	1,200	1,200	-	1,200
100-02051-466	LONGEVITY	-	-	-	-	-
100-02000-466	FRINGE BENEFITS	31,755	48,266	41,526	-	52,217
<b>TOTAL PERSONNEL SERVICES</b>		<b>93,192</b>	<b>139,971</b>	<b>128,046</b>	<b>-</b>	<b>164,317</b>

SUPPLIES:

100-03100-466	STATION	-	-	-	-	-
100-02055-466	OPERATIONS	854	-	-	-	-
100-03110-466	POSTAGE	-	-	-	-	-
100-03120-466	OPERATING SUPPLIES	-	2,001	492	-	500
<b>TOTAL SUPPLIES</b>		<b>854</b>	<b>2,001</b>	<b>492</b>	<b>-</b>	<b>500</b>

OTHER SERVICES AND CHARGES:

100-04020-466	UNIFORMS	1,135	1,400	1,400	-	1,400
100-04120-466	PROFESSIONAL SERVICES	-	-	-	-	-
100-04200-466	UTILITIES (TELEPHONE)	-	-	-	-	-
100-04264-466	MILEAGE	-	-	-	-	-
100-04410-466	VEHICLE REPAIR	1,338	5,015	4,164	-	5,000
100-04420-466	VEHICLE FUEL & OIL	4,194	10,396	5,451	-	10,000
100-04430-466	COMMUNICATIONS	-	-	-	-	-
100-04520-466	REPAIRS & MAINTENANCE BLDG	-	1,373	283	-	500
100-04525-466	MAINTENANCE CONTRACTS	-	-	-	-	-
100-04580-466	LSE AGREE.	-	-	-	-	-
100-04810-466	DUES	-	-	-	-	-
100-08200-466	PROPERTY INSURANCE	-	-	-	-	-
<b>TOTAL OTHER SERV. AND CHARGES</b>		<b>6,668</b>	<b>18,184</b>	<b>11,298</b>	<b>-</b>	<b>16,900</b>

CAPITAL OUTLAY

100-06000-466	CAPITAL OUTLAY	-	-	-	-	-
100-06100-466	MACHINERY AND EQUIPMENT 5000 +	-	12,750	12,750	-	15,000
100-06101-466	MACHINERY AND EQUIPMENT 0-4999.99	-	-	-	-	-
<b>TOTAL CAPITAL OUTLAY</b>		<b>-</b>	<b>12,750</b>	<b>12,750</b>	<b>-</b>	<b>15,000</b>
<b>TOTAL DEPARTMENT EXPENDITURES</b>		<b>100,714</b>	<b>172,905</b>	<b>152,586</b>	<b>-</b>	<b>196,717</b>

**COUNTY OF MAVERICK**  
**ANNUAL BUDGET - GENERAL FUND**  
**2022 - 2023 ADOPTED (UNAUDITED / UNADJUSTED / NOT GAAP)**

20-21 ACTUAL	21-22 BUDGETED	PRO-FORMA ENDING 9.30.22	REQUESTED 22-23	ADOPTED 22-23
	as of 6.30.22	as of 6.30.22		

6 F/T EMPLOYEES  
1 F/T VACANCY

**475:COUNTY ATTORNEY**

**PERSONNEL SERVICES:**

100-01010-475 ELECTED OFFICIAL	35,000	46,667	46,667	-	46,667
100-01015-475 ADD.ST. SUPPL.	23,333	23,333	23,333	-	23,333
100-01240-475 PARALEGAL	36,428	41,206	38,274	-	43,679
100-01040-475 DEPUTIES & ASSISTANTS	54,482	85,710	77,478	-	96,071
100-01043-475 DEPUTIES PART TIME				-	
100-01090-475 INVESTIGATOR	36,521	42,432	37,607	-	44,978
100-01110-475 ASSISTANTS				-	
100-01045-475 OVERTIME				-	
100-02051-475 LONGEVITY		480	480	-	728
100-02000-475 FRINGE BENEFITS	68,857	96,738	83,656	-	112,367
<b>TOTAL PERSONNEL SERVICES</b>	<b>254,621</b>	<b>336,566</b>	<b>307,498</b>	<b>-</b>	<b>367,822</b>

**SUPPLIES:**

100-03100-475 STATION	-	-	-	-	-
100-03110-475 POSTAGE	319	300	110	-	300
100-03120-475 OPERATING SUPPLIES	5,614	10,660	12,230	-	12,500
<b>TOTAL SUPPLIES</b>	<b>5,933</b>	<b>10,960</b>	<b>12,340</b>	<b>-</b>	<b>12,800</b>

**OTHER SERVICES AND CHARGES:**

100-04222-475 PHONE	1,826	2,700	2,917	-	3,000
100-04224-475 ELECTRICITY	3,262	4,500	3,249	-	3,500
100-04226-475 WATER	1,315	2,000	1,604	-	1,800
100-04261-475 TRAVEL(CONF, WORKSHOPS, ETC)	-	5,500	4,316	-	4,500
100-04264-475 MILEAGE	419	2,265	1,881	-	2,000
100-04420-475 FUEL				-	
100-04410-475 VEH REPAIR	193	918	627	-	750
100-04520-475 REPAIRS & MAINTENANCE	312	552	123	-	200
100-04550-475 RENTALS	1,847			-	
100-04810-475 DUES				-	
100-08200-475 PROPERTY INSURANCE				-	
100-04120-475 PROFESSIONAL FEES		26,800	20,398	-	40,000
<b>TOTAL OTHER SERV. AND CHARGES</b>	<b>9,174</b>	<b>45,235</b>	<b>35,113</b>	<b>-</b>	<b>55,750</b>

**CAPITAL OUTLAY**

100-06131-475 IMPROVEMENTS	1,777	15,954	15,500	-	-
100-06130-475 BUILDING		75		-	
100-06100-475 MACHINERY AND EQUIPMENT 5000 +		15,332	9,373	-	
100-06101-475 MACHINERY AND EQUIPMENT 0-4999.99		5,872	1,221	-	
<b>TOTAL CAPITAL OUTLAY</b>	<b>1,777</b>	<b>37,233</b>	<b>26,094</b>	<b>-</b>	<b>-</b>
<b>TOTAL DEPARTMENT EXPENDITURES</b>	<b>271,504</b>	<b>429,994</b>	<b>381,043</b>	<b>-</b>	<b>436,372</b>

**COUNTY OF MAVERICK  
ANNUAL BUDGET - GENERAL FUND  
2022 - 2023 ADOPTED (UNAUDITED / UNADJUSTED / NOT GAAP)**

20-21 ACTUAL	21-22 BUDGETED	PRO-FORMA ENDING 9.30.22	REQUESTED 22-23	ADOPTED 22-23
	as of 6.30.22	as of 6.30.22		

8 F/T EMPLOYEES  
1 P/T VACANCY

**495:COUNTY AUDITOR**

**PERSONNEL SERVICES:**

100-01040-495	APPOINTED ASSISTANT AUDITORS	340,669	360,188	335,078	-	386,880
100-01060-495	TEMPORARY HELP	-	-	-	-	7,800
100-01070-495	APPOINTED OFFICIAL	87,643	90,000	90,000	-	95,400
100-01045-495	OVERTIME	-	-	-	-	-
100-02065-495	CELL ALLOWANCE	400	1,200	1,200	-	1,200
100-02051-495	LONGEVITY	2,352	1,938	1,938	-	3,122
100-02000-495	FRINGE BENEFITS	144,842	158,125	138,165	-	158,924
<b>TOTAL PERSONNEL SERVICES</b>		<b>575,906</b>	<b>611,451</b>	<b>566,381</b>	<b>-</b>	<b>653,326</b>

**SUPPLIES:**

100-03100-495	STATION	1,503	1,517	692	-	1,000
100-03110-495	POSTAGE	430	800	158	-	800
100-03120-495	OPERATING	8,334	7,728	6,369	-	7,728
<b>TOTAL SUPPLIES</b>		<b>10,267</b>	<b>10,045</b>	<b>7,218</b>	<b>-</b>	<b>9,528</b>

**OTHER SERVICES AND CHARGES:**

100-04015-495	TRAINING	-	-	-	-	-
100-04222-495	PHONE / INTERNET	7,723	9,000	7,956	-	9,000
100-04226-495	WATER	-	-	-	-	-
100-04264-495	MILEAGE	570	1,500	1,165	-	1,500
100-04420-495	VEH FUEL & OIL	-	-	-	-	-
100-04261-495	TRAVEL	1,875	8,804	5,177	-	6,000
100-04120-495	PROF. SERV	-	2,000	-	-	5,000
100-04520-495	REPAIR & MAINTENANCE BLDG	-	-	-	-	50,000
100-04550-495	RENTAL	-	-	-	-	-
100-04810-495	DUES	488	500	-	-	500
<b>TOTAL OTHER SERV. AND CHARGES</b>		<b>10,656</b>	<b>21,804</b>	<b>14,298</b>	<b>-</b>	<b>72,000</b>

**CAPITAL OUTLAY**

100-06100-495	MACHINERY AND EQUIPMENT 5000 +	-	-	-	-	-
100-06101-495	MACHINERY AND EQUIPMENT 0-4999.99	1,644	2,007	1,722	-	5,000
<b>TOTAL CAPITAL OUTLAY</b>		<b>1,644</b>	<b>2,007</b>	<b>1,722</b>	<b>-</b>	<b>5,000</b>
<b>TOTAL DEPARTMENT EXPENDITURES</b>		<b>598,473</b>	<b>645,307</b>	<b>589,619</b>	<b>-</b>	<b>739,854</b>

\*\*\*\* Reimbursement from Landfill for One Accountant total 70,400 (Salary 51,734 and Fringe Benefits 18,666)

**COUNTY OF MAVERICK  
ANNUAL BUDGET - GENERAL FUND  
2022 - 2023 ADOPTED (UNAUDITED / UNADJUSTED / NOT GAAP)**

20-21 ACTUAL	21-22 BUDGETED as of 6.30.22	PRO-FORMA ENDING 9.30.22 as of 6.30.22	REQUESTED 22-23	ADOPTED 22-23
-----------------	------------------------------------	--	--------------------	------------------

7 F/T EMPLOYEES  
1 F/T VACANCY

**497: COUNTY TREASURER**

**PERSONNEL SERVICES:**

100-01010-497 ELECTED OFFICIAL	55,000	56,000	56,000	-	56,000
100-01110-497 ASSISTANCE	176,599	208,629	168,492	-	252,554
100-01045-497 OVERTIME	10,057	13,000	12,086	-	13,000
100-02051-497 LONGEVITY	5,772	6,450	6,060	-	7,406
100-02000-497 FRINGE BENEFITS	104,859	131,084	101,661	-	133,979
<b>TOTAL PERSONNEL SERVICES</b>	<b>352,287</b>	<b>415,163</b>	<b>344,299</b>	<b>-</b>	<b>462,939</b>

**SUPPLIES:**

100-03100-497 STATION	6,630	8,000	5,561	-	8,000
100-03110-497 POSTAGE	1,709	1,635	1,635	-	1,635
100-03120-497 OPERATING SUPPLIES	-	-	-	-	-
<b>TOTAL SUPPLIES</b>	<b>8,339</b>	<b>9,635</b>	<b>7,196</b>	<b>-</b>	<b>9,635</b>

**OTHER SERVICES AND CHARGES:**

100-04015-497 TRAININGS	-	-	-	-	-
100-04222-497 PHONE	3,049	6,258	2,921	-	3,000
100-04264-497 MILEAGE	2,440	2,800	3,418	-	5,000
100-04525-497 MAINTENANCE CONTRACT	967	1,450	536	-	1,450
100-04550-497 RENTALS	-	10,659	-	-	-
100-04810-497 DUES	150	450	175	-	450
<b>TOTAL OTHER SERV. AND CHARGES</b>	<b>6,606</b>	<b>21,617</b>	<b>7,049</b>	<b>-</b>	<b>9,900</b>

**CAPITAL OUTLAY**

100-06100-497 MACHINERY AND EQUIPMENT 5000 +	-	6,500	-	-	30,000
100-06101-497 MACHINERY AND EQUIPMENT 0-4999.99	4,835	12,000	-	-	-
<b>TOTAL CAPITAL OUTLAY</b>	<b>4,835</b>	<b>18,500</b>	<b>-</b>	<b>-</b>	<b>30,000</b>
<b>TOTAL DEPARTMENT EXPENDITURES</b>	<b>372,068</b>	<b>464,915</b>	<b>358,545</b>	<b>-</b>	<b>512,474</b>

**COUNTY OF MAVERICK  
ANNUAL BUDGET - GENERAL FUND  
2022 - 2023 ADOPTED (UNAUDITED / UNADJUSTED / NOT GAAP)**

20-21 ACTUAL	21-22 BUDGETED as of 6.30.22	PRO-FORMA ENDING 9.30.22 as of 6.30.22	REQUESTED 22-23	ADOPTED 22-23
-----------------	------------------------------------	--	--------------------	------------------

11 F/T EMPLOYEES  
2 P/T VACANCY  
1 F/T VACANCY

**499: TAX ASSESSOR COLLECTOR**

**PERSONNEL SERVICES:**

100-01010-499 ELECTED OFFICIAL	49,043	56,000	56,000	56,000
100-01040-499 DEPUTIES	206,481	238,032	185,966	291,607
100-01061-499 ACCOUNTANT	16,110	87,885	75,706	90,800
100-01060-499 TEMPORARY HELP	1,272	-	-	7,800
100-01043-499 PART TIME	28,011	-	-	-
100-01045-499 OVERTIME	4,991	12,000	779	12,000
100-02051-499 LONGEVITY	2,376	840	258	679
100-02000-499 FRINGE BENEFITS	121,950	198,975	128,487	194,331
<b>TOTAL PERSONNEL SERVICES</b>	<b>430,234</b>	<b>593,732</b>	<b>447,196</b>	<b>- 653,216</b>

**SUPPLIES:**

100-03100-499 STATION	1,567	2,500	1,010	1,200
100-03110-499 POSTAGE	4,174	12,572	12,575	12,575
100-03120-499 OPERATING SUPPLIES	7,719	7,000	2,199	3,500
100-03135-499 PRINTING & BINDERY	4,635	7,000	5,693	6,000
<b>TOTAL SUPPLIES</b>	<b>18,095</b>	<b>29,072</b>	<b>21,477</b>	<b>- 23,275</b>

**OTHER SERVICES AND CHARGES:**

100-04222-499 PHONE	3,934	5,000	3,722	15,600
100-04224-499 ELECTRICITY	6,591	8,628	6,720	7,500
100-04228-499 WATER	1,340	1,450	1,400	1,450
100-04261-499 TRAVEL(CONF,WORKSHOPS,ETC)	346	1,750	1,469	1,750
100-04264-499 MILEAGE	-	700	401	700
PROFESSIONAL SERVICES	-	-	-	10,000
100-04525-499 MAINTENANCE CONTRACTS	834	2,372	1,877	2,300
100-04550-499 RENTAL	-	-	-	-
100-04580-499 LEASE AGREEMENT	34,576	32,335	30,898	32,335
REFUNDS - PROPERTY TAXES	-	-	-	-
100-04810-499 DUES	2,000	1,525	125	500
<b>TOTAL OTHER SERV. AND CHARGES</b>	<b>49,821</b>	<b>53,760</b>	<b>46,611</b>	<b>- 72,135</b>

**CAPITAL OUTLAY**

100-06100-499 MACHINERY & EQUIPMENT 5000+	13,051	21,390	21,390	13,000
100-06101-499 MACHINERY & EQUIPMENT 0-4999.99	867	12,196	12,196	1,000
<b>TOTAL CAPITAL OUTLAY</b>	<b>13,918</b>	<b>33,586</b>	<b>33,586</b>	<b>- 14,000</b>
<b>TOTAL DEPARTMENT EXPENDITURES</b>	<b>511,867</b>	<b>710,150</b>	<b>548,870</b>	<b>- 762,626</b>

**COUNTY OF MAVERICK  
ANNUAL BUDGET - GENERAL FUND  
2022 - 2023 ADOPTED (UNAUDITED / UNADJUSTED / NOT GAAP)**

20-21 ACTUAL	21-22 BUDGETED as of 6.30.22	PRO-FORMA ENDING 9.30.22 as of 6.30.22	REQUESTED 22-23	ADOPTED 22-23
-----------------	------------------------------------	--	--------------------	------------------

1 F/T EMPLOYEE  
1 F/T VACANCY

**501: INFORMATION DEPARTMENT**

**PERSONNEL SERVICES:**

100-01040-501	DEPUTIES	46,961	48,407	44,923	-	83,031
100-01043-501	PART TIME	-	12,528	-	-	-
100-01130-501	CLERKS	-	-	-	-	-
100-01045-501	OVERTIME	-	-	-	-	-
100-02051-501	LONGEVITY	564	636	636	-	826
100-02000-501	FRINGE BENEFITS	17,397	22,108	16,916	-	33,817
<b>TOTAL PERSONNEL SERVICES</b>		<b>64,921</b>	<b>83,679</b>	<b>62,475</b>	<b>-</b>	<b>117,675</b>

**SUPPLIES:**

100-03100-501	STATION	502	600	-	-	600
100-03110-501	POSTAGE	-	300	-	-	300
100-03120-501	OPERATING SUPPLIES	10,875	12,000	11,143	-	12,000
100-03135-501	PRINTING & BINDERY	-	-	-	-	-
<b>TOTAL SUPPLIES</b>		<b>11,377</b>	<b>12,900</b>	<b>11,143</b>	<b>-</b>	<b>12,900</b>

**OTHER SERVICES AND CHARGES:**

100-04200-501	UTILITIES (TELEPHONE)	-	-	-	-	-
100-04223-501	CEL PHONES	642	3,000	540	-	1,200
100-04264-501	MILEAGE	-	700	-	-	1,400
100-04261-501	TRAVEL	-	1,000	-	-	1,000
	CONFERENCES, WORKSHOP & FEES	-	-	-	-	-
100-04580-501	SOFTWARE MTCE AGREE.	198,342	241,876	223,031	-	241,876
100-04810-501	DUES	-	-	-	-	-
<b>TOTAL OTHER SERV. AND CHARGES</b>		<b>198,984</b>	<b>246,576</b>	<b>223,570</b>	<b>-</b>	<b>245,476</b>

**CAPITAL OUTLAY**

100-06100-501	MACHINERY & EQUIPMENT 5000+	-	6,500	-	-	6,500
100-06101-501	MACHINERY & EQUIPMENT 0-4999.99	6,401	3,500	599	-	3,500
<b>TOTAL CAPITAL OUTLAY</b>		<b>6,401</b>	<b>10,000</b>	<b>599</b>	<b>-</b>	<b>10,000</b>
<b>TOTAL DEPARTMENT EXPENDITURES</b>		<b>281,684</b>	<b>353,155</b>	<b>297,787</b>	<b>-</b>	<b>386,051</b>

**COUNTY OF MAVERICK  
ANNUAL BUDGET - GENERAL FUND  
2022 - 2023 ADOPTED (UNAUDITED / UNADJUSTED / NOT GAAP)**

20-21 ACTUAL	21-22 BUDGETED as of 6.30.22	PRO-FORMA ENDING 9.30.22 as of 6.30.22	REQUESTED 22-23	ADOPTED 22-23
-----------------	------------------------------------	--	--------------------	------------------

3 F/T EMPLOYEES

**505:VOTER ADMINISTRATION**

**PERSONNEL SERVICES:**

100-01070-505	APPOINTED OFFICIAL	36,785	37,889	35,183	-	40,162
100-01045-505	OVERTIME	31,709	22,629	31,000	-	30,000
100-01049-505	ELECTIONS (PAYROLL)	59,559	91,282	91,542	-	92,000
	OVERTIME (ELECTIONS)	-	-	-	-	-
100-01130-505	CLKS	53,256	58,464	54,176	-	67,080
100-01043-505	PART TIME	-	-	-	-	-
100-01060-505	TEMP EXTRA HELP	-	-	-	-	-
100-02051-505	LONGEVITY	1,806	1,950	1,950	-	2,702
100-02000-505	FRINGE BENEFITS	53,632	58,304	56,594	-	53,549
<b>TOTAL PERSONNEL SERVICES</b>		<b>236,747</b>	<b>270,519</b>	<b>270,444</b>	<b>-</b>	<b>285,493</b>

**SUPPLIES:**

100-03100-505	STATION	-	-	-	-	-
100-03110-505	POSTAGE	13,455	4,700	3,695	-	4,700
100-03120-505	OPERATING SUPPLIES	2,912	4,000	3,684	-	4,000
100-03135-505	PRINTING & BINDERY	-	1,000	-	-	1,000
<b>TOTAL SUPPLIES</b>		<b>16,367</b>	<b>9,700</b>	<b>7,379</b>	<b>-</b>	<b>9,700</b>

**OTHER SERVICES AND CHARGES:**

100-04135-505	ELECTION EXPENSE	6,605	39,961	33,269	-	39,000
100-04200-505	UTILITY	-	750	-	-	750
100-04222-505	PHONE / INTERNET	1,863	1,900	1,527	-	1,900
100-04261-505	TRAVEL(CONF,WORKSHOPS,ETC)	3	1,150	-	-	1,150
100-04520-505	REPAIRS & MAINT	-	-	-	-	-
100-04264-505	MILEAGE	1,609	1,680	1,053	-	1,500
100-04525-505	MAINT. CONTRACTS	-	235	-	-	235
100-04550-505	RENTAL	-	-	-	-	-
100-04551-505	CHAPTER 19 EXPENDITURES	-	-	-	-	-
100-04810-505	DUES	-	-	-	-	-
100-04970-505	REIMBURSEMENT	-	-	-	-	-
<b>TOTAL OTHER SERV. AND CHARGES</b>		<b>10,080</b>	<b>45,676</b>	<b>35,849</b>	<b>-</b>	<b>44,535</b>

**CAPITAL OUTLAY**

100-06100-505	MACHINERY & EQUIPMENT 5000+	5,168	2,080	-	-	2,080
100-06101-505	MACHINERY & EQUIPMENT 0-4999.99	8,095	3,093	-	-	3,000
<b>TOTAL CAPITAL OUTLAY</b>		<b>13,263</b>	<b>5,173</b>	<b>-</b>	<b>-</b>	<b>5,080</b>
<b>TOTAL DEPARTMENT EXPENDITURES</b>		<b>276,456</b>	<b>331,067</b>	<b>313,672</b>	<b>-</b>	<b>344,808</b>

**COUNTY OF MAVERICK  
ANNUAL BUDGET - GENERAL FUND  
2022 - 2023 ADOPTED (UNAUDITED / UNADJUSTED / NOT GAAP)**

20-21 ACTUAL	21-22 BUDGETED as of 6.30.22	PRO-FORMA ENDING 9.30.22 as of 6.30.22	REQUESTED 22-23	ADOPTED 22-23
-----------------	------------------------------------	--	--------------------	------------------

2 F/T EMPLOYEE  
1 F/T VACANCY

**508:COLLECTION DEPARTMENT**

**PERSONNEL SERVICES:**

100-01030-508	HEAD OF DEPARTMENT	33,846	34,889	34,889	-	36,841
100-01040-508	DEPUTIES	-	-	-	-	-
100-01051-508	ASSISTANTS	24,616	32,762	30,299	-	34,595
100-01130-508	CLERKS	-	-	-	-	-
	OFFICE & LABOR PART TIME	-	-	-	-	-
100-01045-508	OVERTIME	-	-	-	-	-
100-02051-508	LONGEVITY	-	216	216	-	595
100-02000-508	FRINGE BENEFITS	24,824	32,109	28,135	-	31,459
<b>TOTAL PERSONNEL SERVICES</b>		<b>83,286</b>	<b>99,976</b>	<b>93,540</b>	<b>-</b>	<b>103,489</b>

**SUPPLIES:**

100-03100-508	STATION	-	500	-	-	500
100-03110-508	POSTAGE	147	1,000	184	-	500
100-03120-508	OPERATING SUPPLIES	442	5,494	109	-	500
100-03135-508	PRINTING & BINDERY	-	-	-	-	-
<b>TOTAL SUPPLIES</b>		<b>590</b>	<b>6,994</b>	<b>293</b>	<b>-</b>	<b>1,500</b>

**OTHER SERVICES AND CHARGES:**

100-04200-508	UTILITY	-	-	-	-	-
100-04222-508	PHONE / INTERNET	1,366	1,389	1,082	-	1,500
100-04264-508	MILEAGE	-	-	-	-	-
100-04520-508	REPAIR & MAINTENANCE BLDG.	-	-	-	-	-
100-04525-508	MAINT CONTRACT	154	480	256	-	500
100-04550-508	RENTAL	-	-	-	-	-
100-04580-508	LEASE AGREEMENT	-	-	-	-	-
100-04810-508	DUES	-	-	-	-	-
<b>TOTAL OTHER SERV. AND CHARGES</b>		<b>1,520</b>	<b>1,869</b>	<b>1,338</b>	<b>-</b>	<b>2,000</b>

**CAPITAL OUTLAY**

100-06100-508	MACHINERY & EQUIPMENT 5000+	-	-	-	-	-
100-06101-508	MACHINERY & EQUIPMENT 0-4999.99	-	2,253	1,843	-	2,000
<b>TOTAL CAPITAL OUTLAY</b>		<b>-</b>	<b>2,253</b>	<b>1,843</b>	<b>-</b>	<b>2,000</b>
<b>TOTAL DEPARTMENT EXPENDITURES</b>		<b>85,396</b>	<b>111,092</b>	<b>97,014</b>	<b>-</b>	<b>108,989</b>

**COUNTY OF MAVERICK  
ANNUAL BUDGET - GENERAL FUND  
2022 - 2023 ADOPTED (UNAUDITED / UNADJUSTED / NOT GAAP)**

20-21 ACTUAL	21-22 BUDGETED as of 6.30.22	PRO-FORMA ENDING 9.30.22 as of 6.30.22	REQUESTED 22-23	ADOPTED 22-23
-----------------	------------------------------------	--	--------------------	------------------

5 F/T EMPLOYEES  
1 F/T VACANCY

**510: COURTHOUSE**

**PERSONNEL SERVICES:**

100-01140-510 CUSTODIANS	113,948	130,458	98,900	-	158,808
PROJECT MANAGER			-		-
100-01045-510 OVERTIME	69	-	-		-
100-02051-510 LONGEVITY	1,584	1,950	1,950		2,786
100-02000-510 FRINGE BENEFITS	63,269	78,093	55,458	-	81,846
<b>TOTAL PERSONNEL SERVICES</b>	<b>178,870</b>	<b>210,501</b>	<b>156,309</b>	<b>-</b>	<b>243,441</b>

**SUPPLIES:**

100-03100-510 STATION					
100-03120-510 OPERATING SUPPLIES	50,959	43,050	39,502	-	43,050
<b>TOTAL SUPPLIES</b>	<b>50,959</b>	<b>43,050</b>	<b>39,502</b>	<b>-</b>	<b>43,050</b>

**OTHER SERVICES AND CHARGES:**

100-04020-510 UNIFORMS		-	-		-
100-04222-510 PHONE	3,611	5,000	4,625	-	5,000
100-04223-510 CEL PHONES	2,238	2,400	1,969	-	2,400
100-04224-510 ELECTRICITY	20,733	21,000	20,709	-	21,000
100-04226-510 WATER	2,951	3,500	3,770	-	4,000
100-04410-510 COURTHOUSE VEHICLE REPAIR	1,549	7,950	2,585	-	4,000
100-04420-510 VEHICLE FUEL & OIL					
100-04424-510 COURTHOUSE					
100-04520-510 REPAIR AND MAINTENANCE BLDG.	20,110	111,122	90,081	-	111,122
100-04525-510 MAINTENANCE CONTRACT	27,724	24,506	24,413	-	24,506
100-04580-510 LSE. AGREE.					
100-04410-510 VEHICLE REPAIRS					
100-04550-510 RENTAL					
100-04425-510 HISTORICAL JAIL RENOVATION		30,000	-		30,000
100-08200-510 PROPERTY INSURANCE					
<b>TOTAL OTHER SERV. AND CHARGES</b>	<b>78,917</b>	<b>205,478</b>	<b>148,153</b>	<b>-</b>	<b>202,028</b>

**CAPITAL OUTLAY**

100-06100-510 MACHINERY & EQUIPMENT 5000+	88,819	80,000	5,589	-	30,000
100-06101-510 MACHINERY & EQUIPMENT 0-4999.99	942	7,837	557	-	7,837
BUILDINGS					
100-06102-510 CAPITAL OUTLAY					
<b>TOTAL CAPITAL OUTLAY</b>	<b>89,760</b>	<b>87,837</b>	<b>6,146</b>	<b>-</b>	<b>37,837</b>

**TOTAL DEPARTMENT EXPENDITURES**

<b>398,506</b>	<b>546,866</b>	<b>350,109</b>	<b>-</b>	<b>526,356</b>
----------------	----------------	----------------	----------	----------------

**COUNTY OF MAVERICK  
ANNUAL BUDGET - GENERAL FUND  
2022 - 2023 ADOPTED (UNAUDITED / UNADJUSTED / NOT GAAP)**

20-21 ACTUAL	21-22 BUDGETED as of 6.30.22	PRO-FORMA ENDING 9.30.22 as of 6.30.22	REQUESTED 22-23	ADOPTED 22-23
-----------------	------------------------------------	--	--------------------	------------------

5 F/T EMPLOYEES  
1 F/T VACANCY

**520: FOOD PANTRY**

**PERSONNEL SERVICES:**

100-01030-520 SUPERVISOR	40,309	81,114	39,764	-	85,980
100-01040-520 DEPUTIES	22,606	25,056	23,167	-	31,720
100-01130-520 CLERKS	85,812	89,180	82,638	-	95,571
100-01045-520 OVERTIME					
100-02051-520 LONGEVITY	1,944	2,232	2,232	-	2,940
100-02000-520 FRINGE BENEFITS	69,959	95,064	68,190	-	94,401
<b>TOTAL PERSONNEL SERVICES</b>	<b>220,631</b>	<b>292,646</b>	<b>215,990</b>	<b>-</b>	<b>310,612</b>

**SUPPLIES:**

100-03100-520 STATIONARY	-	-	-	-	-
100-03110-520 POSTAGE	-	-	-	-	-
100-03120-520 OPERATING SUPPLIES	4,622	5,418	5,051	-	5,050
OTHER	-	-	-	-	-
<b>TOTAL SUPPLIES</b>	<b>4,622</b>	<b>5,418</b>	<b>5,051</b>	<b>-</b>	<b>5,050</b>

**OTHER SERVICES AND CHARGES:**

UTILITY	-	-	-	-	-
100-04222-520 PHONE	4,764	5,000	5,595	-	5,750
100-04223-520 CELL PHONES	1,115	1,200	947	-	1,000
100-04224-520 ELECTRICITY	4,894	6,800	4,645	-	5,000
100-04226-520 WATER	2,311	2,900	1,895	-	2,000
100-04264-520 MILEAGE	-	272	-	-	272
100-04420-520 VEHICLE FUEL & OIL	-	-	-	-	-
100-04450-520 FOOD DISTRIBUTION	52,100	52,000	52,100	-	52,100
100-04520-520 REPAIRS AND MAINTENANCE	-	-	-	-	-
100-04525-520 MAINTENANCE CONTRACTS	716	843	482	-	500
RENTAL	-	-	-	-	-
100-08200-520 PROPERTY INSURANCE	-	-	-	-	-
100-04810-520 DUES	-	-	-	-	-
<b>TOTAL OTHER SERV. AND CHARGES</b>	<b>65,899</b>	<b>69,015</b>	<b>65,665</b>	<b>-</b>	<b>66,622</b>

**CAPITAL OUTLAY**

100-06100-520 MACHINERY & EQUIPMENT 5000+	-	-	-	-	-
100-06101-520 MACHINERY & EQUIPMENT 0-4999.99	-	3,000	-	-	3,000
100-06130-520 BUILDING REPAIRS	-	-	-	-	-
100-06131-520 IMPROVEMENTS	-	4,500	-	-	4,500
<b>TOTAL CAPITAL OUTLAY</b>	<b>-</b>	<b>7,500</b>	<b>-</b>	<b>-</b>	<b>7,500</b>
<b>TOTAL DEPARTMENT EXPENDITURES</b>	<b>291,152</b>	<b>374,579</b>	<b>286,707</b>	<b>-</b>	<b>389,785</b>

**COUNTY OF MAVERICK  
ANNUAL BUDGET - GENERAL FUND  
2022 - 2023 ADOPTED (UNAUDITED / UNADJUSTED / NOT GAAP)**

20-21 ACTUAL	21-22 BUDGETED	PRO-FORMA ENDING 9.30.22	REQUESTED 22-23	ADOPTED 22-23
	as of 6.30.22	as of 6.30.22		

44 F/T EMPLOYEES  
9 F/T VACANCIES

**560:COUNTY SHERIFF**

**PERSONNEL SERVICES:**

100-01010-560	ELECTED OFFICIAL	60,000	63,000	63,000	-	63,000
100-01130-560	SHERIFF - CLERK	171,753	199,027	164,033	-	187,415
100-01113-560	SHERIFF ASSISTANT	56,650	58,350	54,102	-	50,831
100-01040-560	DEPUTIES	1,039,631	1,163,419	1,066,278	-	1,338,836
100-01043-560	PART-TIME	-	-	-	-	-
100-01044-560	RESERVE DEPUTIES	-	-	-	-	-
100-01045-560	HOLIDAY/ OVERTIME	38,282	72,025	60,984	-	86,600
100-01047-560	ICE-OVERTIME INTERGOVERNMENT	-	5,000	1,462	-	5,000
100-01046-560	P/T DEPUTY	-	-	-	-	-
100-01050-560	SECRETARY	31,554	33,408	31,093	-	38,064
100-01060-560	TEM EXTRA HELP	-	-	-	-	-
100-01110-560	ADMISTRATIVE ASSISTANT	32,454	33,449	30,981	-	38,064
100-01090-560	INVESTIGATION	311,731	345,336	291,027	-	320,209
100-01097-560	TRAFFIC CONTROL	-	-	-	-	-
100-01141-560	ASSISTANCE MECHANIC	-	-	-	-	-
100-01142-560	MECHANIC	34,399	36,395	33,662	-	38,430
100-01170-560	DISPATCHERS	131,426	137,548	102,320	-	165,470
100-01143-560	CHIEF MAINTENANCE	39,270	41,000	38,016	-	43,460
100-02051-560	LONGEVITY	17,916	20,160	19,350	-	23,737
100-02000-560	FRINGE BENEFITS	812,060	991,859	813,922	-	1,008,797
<b>TOTAL PERSONNEL SERVICES</b>		<b>2,777,125</b>	<b>3,199,976</b>	<b>2,770,229</b>	<b>-</b>	<b>3,407,913</b>

**SUPPLIES:**

100-03100-560	STATION	-	-	-	-	-
100-03110-560	POSTAGE	43	3,300	870	-	3,300
100-03120-560	OPERATING SUPPLIES	28,019	51,199	47,843	-	50,000
<b>TOTAL SUPPLIES</b>		<b>28,062</b>	<b>54,499</b>	<b>48,713</b>	<b>-</b>	<b>53,300</b>

**OTHER SERVICES AND CHARGES:**

100-03202-560	UNREIMB GRANT COST	-	-	-	-	-
100-04020-560	UNIFORMS	-	-	-	-	-
100-04033-560	INMATE TRANSFER	-	-	-	-	-
100-04015-560	TRAINING	4,460	12,494	7,794	-	10,000
100-04222-560	PHONE	2,312	2,800	2,987	-	3,000
100-04223-560	CEL PHONES	26,260	35,000	22,346	-	25,000
100-04264-560	MILEAGE	68	650	-	-	650
100-04405-560	VEHICLE PURCH.	-	-	-	-	-
100-04410-560	VEHICLE REPAIRS	72,825	95,000	100,333	-	125,000
100-04420-560	VEHICLE FUEL & OIL	128,733	192,014	128,633	-	150,000
100-04430-560	COMM-RADIOS	10,645	-	-	-	-
100-04520-560	REPAIRS & MAINTENANCE BLDG	-	-	-	-	-
100-04522-560	K9- MAINTENANCE	1,631	8,100	1,396	-	8,100
100-04525-560	MAINTANCE CONTRACT	18,659	22,312	22,921	-	22,312
100-04550-560	RENTAL	-	-	-	-	-
100-04580-560	LSE AGREEMENT	10,311	-	-	-	-
100-08200-560	PROPERTY INSURANCE	-	-	-	-	-
	PRIOR ADM COST	-	-	-	-	-
<b>TOTAL OTHER SERV. AND CHARGES</b>		<b>275,904</b>	<b>368,369</b>	<b>286,409</b>	<b>-</b>	<b>344,062</b>

**CAPITAL OUTLAY**

100-06100-560	MACHINERY & EQUIPMENT 5000+	-	-	-	-	-
100-06101-560	MACHINERY & EQUIPMENT 0-4999.99	5,343	-	-	-	-
100-08250-560	INTEREST	-	-	-	-	-
100-06130-560	BUILDING REPAIRS	-	-	-	-	-
100-06131-560	IMPROVEMENTS	-	-	-	-	-
<b>TOTAL CAPITAL OUTLAY</b>		<b>5,343</b>	<b>-</b>	<b>-</b>	<b>-</b>	<b>-</b>
<b>TOTAL DEPARTMENT EXPENDITURES</b>		<b>3,086,434</b>	<b>3,622,845</b>	<b>3,105,351</b>	<b>-</b>	<b>3,805,275</b>

**COUNTY OF MAVERICK**  
**ANNUAL BUDGET - GENERAL FUND**  
**2022 - 2023 ADOPTED (UNAUDITED / UNADJUSTED / NOT GAAP)**

20-21 ACTUAL	21-22 BUDGETED as of 6.30.22	PRO-FORMA ENDING 9.30.22 as of 6.30.22	REQUESTED 22-23	ADOPTED 22-23
-----------------	------------------------------------	--	--------------------	------------------

42 F/T EMPLOYEES  
9 F/T VACANCIES

**561:COUNTY JAIL**

**PERSONNEL SERVICES:**

100-01035-561	TRANS. OFFICIAL FULL	217,042	223,684	197,649	-	229,809
100-01038-561	TRANS. OFFICIAL PART TIME	-	-	-	-	-
100-01045-561	HOLIDAY / OVERTIME	17,950	25,000	26,288	-	25,000
100-01050-561	SECRETARY	-	-	-	-	-
100-01201-561	COMPLIANCE OFFICER	32,051	32,453	31,214	-	34,263
100-01070-561	JAIL ADMINISTRATOR	51,000	52,530	48,698	-	55,682
100-01075-561	MONITOR	-	-	-	-	-
100-01130-561	CLERKS	71,097	92,461	82,430	-	101,281
100-01131-561	CLERK-PART TIME	-	-	-	-	-
100-01139-561	CUSTODIAN ASSISTANCE	22,692	25,056	23,172	-	31,720
100-01140-561	CUSTODIAN	30,082	31,012	28,744	-	32,741
100-01146-561	DOCTOR	65,080	78,000	78,000	-	78,000
100-01147-561	NURSE	39,947	41,146	38,151	-	43,614
100-01150-561	MEDICAL ASSISTANT	28,369	31,888	28,425	-	31,720
100-01151-561	TEMP MEDICAL ASSISTANT	-	-	-	-	-
100-01157-561	CHIEF JAILER	36,687	37,788	35,038	-	40,055
100-01158-561	JAIL SUPERVISOR	164,488	160,318	147,815	-	158,327
100-01160-561	JAILERS	677,624	908,862	523,127	-	1,034,977
100-01161-561	ASSISTANCE ADMINSTRATION	36,198	37,015	34,271	-	39,091
100-01162-561	PART-JAILER	2,795	27,504	11,704	-	34,099
100-02051-461	LONGEVITY	8,316	8,310	8,310	-	9,660
100-02000-561	FRINGE BENEFITS	605,052	852,395	558,816	-	857,707
<b>TOTAL PERSONNEL SERVICES</b>		<b>2,106,471</b>	<b>2,665,422</b>	<b>1,901,851</b>	<b>-</b>	<b>2,837,746</b>

**SUPPLIES:**

100-03100-561	STATION	-	279	-	-	-
100-03110-561	POSTAGE	1,861	3,120	1,340	-	2,000
100-03120-561	OPERATING SUPPLIES	43,991	42,000	42,000	-	42,000
<b>TOTAL SUPPLIES</b>		<b>45,852</b>	<b>45,399</b>	<b>43,340</b>	<b>-</b>	<b>44,000</b>

**OTHER SERVICES AND CHARGES:**

100-04020-561	UNIFORMS	6,241	-	-	-	-
100-04028-561	FIRE ALARM INSPECTION YEARLY INSPECTIONS TO COMPLY	-	6,601	6,223	-	-
100-04030-561	PRISONER MEDICAL	164,661	393,709	431,425	-	430,000
100-04033-561	TRANSFER INMATE	45,476	43,440	49,311	-	50,000
100-04126-561	PRISONER OPERATING SUPPLY	74,650	102,266	66,976	-	75,000
100-04128-561	SUPPL/PRISON.FOOD EXP	360,714	421,123	322,794	-	421,000
100-04222-561	PHONE	390	6,039	442	-	500
100-04223-561	CEL PHONES	-	6,500	242	-	300
100-04224-561	ELECTRICITY	117,697	123,000	120,725	-	123,000
100-04226-561	WATER	38,253	45,000	41,403	-	45,000
100-04227-561	CABLE	15,355	18,700	13,688	-	18,700
100-04264-561	MILEAGE	-	-	-	-	-
100-04015-561	TRAINING	-	1,500	-	-	1,500
100-04405-561	VEHICLE LEASE PAYMENT	-	-	-	-	-
100-04420-561	VEHICLE FUEL & OIL	12,716	22,215	23,720	-	27,215
100-04520-561	REPAIRS & MAINTENANCE BLDG REPAIRS & MAINTENANCE EXTERIOR STATE INSPECTION FACILITY REPAIR	34,183	-	-	-	-
100-04525-561	MAINTENANCE CONTRACT	16,811	14,200	11,863	-	14,200
100-04580-561	LSE AGREE.	-	4,900	-	-	4,900
100-08200-561	PROPERTY INSURANCE	-	-	-	-	-
100-09510-561	FEMALE INMATE HOUSING	-	-	-	-	-
<b>TOTAL OTHER SERV. AND CHARGES</b>		<b>887,145</b>	<b>1,209,193</b>	<b>1,088,812</b>	<b>-</b>	<b>1,211,315</b>

**CAPITAL OUTLAY**

100-06100-561	MACHINERY & EQUIPMENT 5000+	-	-	-	-	-
100-06101-561	MACHINERY & EQUIPMENT 0-4999.99	871	-	-	-	-
100-06130-561	BUILDING REPAIRS	-	-	-	-	-
100-06131-561	IMPROVEMENTS	-	-	-	-	-
<b>TOTAL CAPITAL OUTLAY</b>		<b>871</b>	<b>-</b>	<b>-</b>	<b>-</b>	<b>-</b>

<b>TOTAL DEPARTMENT EXPENDITURES</b>		<b>3,040,339</b>	<b>3,920,014</b>	<b>3,034,002</b>	<b>-</b>	<b>4,093,061</b>
--------------------------------------	--	------------------	------------------	------------------	----------	------------------

**COUNTY OF MAVERICK**  
**ANNUAL BUDGET - GENERAL FUND**  
**2022 - 2023 ADOPTED (UNAUDITED / UNADJUSTED / NOT GAAP)**

20-21 ACTUAL	21-22 BUDGETED	PRO-FORMA ENDING 9.30.22	REQUESTED 22-23	ADOPTED 22-23
	as of 6.30.22	as of 6.30.22		

2 F/T EMPLOYEES  
 1 F/T VACANCIES

**589: CEMETARY**

PERSONNEL SERVICES:

DIRECTOR	-	-	-	-
100-01110-589 ASSISTANTS	99,635	81,523	52,479	96,600
100-01045-589 OVERTIME	39	-	-	-
100-02051-589 LONGEVITY	1,464	1,038	1,038	1,295
100-02000-589 FRINGE BENEFITS	59,832	50,879	28,710	53,094
<b>TOTAL PERSONNEL SERVICES</b>	<b>160,971</b>	<b>133,440</b>	<b>82,226</b>	<b>150,989</b>

SUPPLIES:

100-03100-589 STATION	-	-	-	-
100-03110-589 POSTAGE	-	-	-	-
100-03120-589 OPERATING SUPPLY	4,452	6,672	6,501	6,700
<b>TOTAL SUPPLIES</b>	<b>4,452</b>	<b>6,672</b>	<b>6,501</b>	<b>6,700</b>

OTHER SERVICES AND CHARGES:

100-04224-589 ELECTRICITY	78	250	243	250
100-04226-589 WATER	10,273	11,948	16,734	16,750
<b>TOTAL OTHER SERV. AND CHARGES</b>	<b>10,351</b>	<b>12,198</b>	<b>16,977</b>	<b>17,000</b>

CAPITAL OUTLAY

100-06130-589 BUILDING REPAIRS	-	-	-	-
100-06131-589 IMPROVEMENTS	141,732	-	-	-
100-06100-589 MACHINERY & EQUIPMENT 5000+	-	-	-	-
100-06101-589 MACHINERY & EQUIPMENT 0-4999.99	2,089	-	-	-
<b>TOTAL CAPITAL OUTLAY</b>	<b>143,821</b>	<b>-</b>	<b>-</b>	<b>-</b>
<b>TOTAL DEPARTMENT EXPENDITURES</b>	<b>319,595</b>	<b>152,310</b>	<b>105,704</b>	<b>174,689</b>

**COUNTY OF MAVERICK  
ANNUAL BUDGET - GENERAL FUND  
2022 - 2023 ADOPTED (UNAUDITED / UNADJUSTED / NOT GAAP)**

20-21 ACTUAL	21-22 BUDGETED as of 6.30.22	PRO-FORMA ENDING 9.30.22 as of 6.30.22	REQUESTED 22-23	ADOPTED 22-23
-----------------	------------------------------------	--	--------------------	------------------

1 F/T EMPLOYEE

**621: HIDTA - CITY OF EP REIMBURSEMENT**

PERSONNEL SERVICES:


DIRECTOR			-		
100-01130-621 CLERK	43,255	37,082	38,527		39,157
100-01045-621 OVERTIME	4,092	5,115	3,391	-	5,115
100-02051-621 LONGEVITY	-	-	-	-	-
100-02000-621 FRINGE BENEFITS	18,638	28,215	17,229	-	27,491
<b>TOTAL PERSONNEL SERVICES</b>	<b>65,986</b>	<b>70,412</b>	<b>59,146</b>	<b>-</b>	<b>71,764</b>

OTHER SERVICES AND CHARGES:

100-03120-621 OPERATING SUPPLIES					
100-03202-621 UNREIMBURSABLE GRANT COST					-
<b>TOTAL OTHER SERV. AND CHARGES</b>	<b>-</b>	<b>-</b>	<b>-</b>	<b>-</b>	<b>-</b>

CAPITAL OUTLAY

100-06100-621 MACHINERY & EQUIPMENT 5000+	-	-	-	-	-
100-06101-621 MACHINERY & EQUIPMENT 0-4999.99	-	-	-	-	-
BUILDING	-	-	-	-	-
<b>TOTAL CAPITAL OUTLAY</b>	<b>-</b>	<b>-</b>	<b>-</b>	<b>-</b>	<b>-</b>
<b>TOTAL DEPARTMENT EXPENDITURES</b>	<b>65,986</b>	<b>70,412</b>	<b>59,146</b>	<b>-</b>	<b>71,764</b>



**COUNTY OF MAVERICK  
ANNUAL BUDGET - GENERAL FUND  
2022 - 2023 ADOPTED (UNAUDITED / UNADJUSTED / NOT GAAP)**

20-21 ACTUAL	21-22 BUDGETED	PRO-FORMA ENDING 9.30.22	REQUESTED 22-23	ADOPTED 22-23
	as of 6.30.22	as of 6.30.22		

2 F/T EMPLOYEE

**647:PCT 1 ADMIN OFFICE VFW**

PERSONNEL SERVICES:

100-01110-647 ASSISTANT	35,313	61,079	45,063	69,753
100-01130-647 CLERKS	-	-	-	-
100-01045-647 OVERTIME	6,197	6,300	4,566	6,300
100-02051-647 LONGEVITY	294	366	366	511
100-02000-647 FRINGE BENEFITS	16,324	32,084	19,157	32,363
<b>TOTAL PERSONNEL SERVICES</b>	<b>58,129</b>	<b>99,829</b>	<b>69,152</b>	<b>108,927</b>

SUPPLIES:

100-03100-647 STATIONARY	-	-	-	-
100-03110-647 POSTAGE	-	-	-	-
100-03120-647 OPERATING SUPPLIES	-	-	-	-
<b>TOTAL SUPPLIES</b>	<b>-</b>	<b>-</b>	<b>-</b>	<b>-</b>

OTHER SERVICES AND CHARGES:

100-04200-647 UTILITY	-	-	-	-
100-04222-647 PHONE	4,123	4,150	5,144	5,200
100-04224-647 ELECTRICITY	877	3,000	1,301	1,500
100-04226-647 WATER	2,577	3,100	3,040	3,100
100-04264-647 MILEAGE	-	-	-	-
100-04261-647 TRAVEL	-	-	-	-
100-04520-647 REPAIRS AND MAINTENANCE	476	5,791	-	2,300
100-04525-647 MAINTENANCE CONTRACTS	-	483	276	474
100-04550-647 RENTAL	-	-	-	-
100-04610-647 DUES	-	-	-	-
<b>TOTAL OTHER SERV. AND CHARGES</b>	<b>8,053</b>	<b>16,524</b>	<b>9,761</b>	<b>12,574</b>

CAPITAL OUTLAY

100-06100-647 MACHINERY & EQUIPMENT 5000+	-	-	-	-
100-06101-647 MACHINERY & EQUIPMENT 0-4999.99	-	2,500	-	2,500
100-06130-647 BUILDING REPAIRS	-	-	-	-
100-06131-647 IMPROVEMENTS	-	-	-	-
<b>TOTAL CAPITAL OUTLAY</b>	<b>-</b>	<b>2,500</b>	<b>-</b>	<b>2,500</b>
<b>TOTAL DEPARTMENT EXPENDITURES</b>	<b>66,182</b>	<b>118,853</b>	<b>78,913</b>	<b>124,001</b>

**COUNTY OF MAVERICK  
ANNUAL BUDGET - GENERAL FUND  
2022 - 2023 ADOPTED (UNAUDITED / UNADJUSTED / NOT GAAP)**

6 F/T EMPLOYEES

20-21 ACTUAL	21-22 BUDGETED as of 6.30.22	PRO-FORMA ENDING 9.30.22 as of 6.30.22	REQUESTED 22-23	ADOPTED 22-23
-----------------	------------------------------------	--	--------------------	------------------

**648: PARKS AND RECREATION**

PERSONNEL SERVICES:

100-01030-648	DEPARTMENT HEAD	52,629	56,650	52,526	-	60,049
100-01033-648	SUPERVISOR	46,949	47,135	43,703	-	49,963
100-01153-648	LABOR	14,112	91,872	72,696	-	111,800
100-02051-648	LONGEVITY	-	648	648	-	924
100-02000-648	FRINGE BENEFITS	48,362	102,982	77,216	-	104,990
<b>TOTAL PERSONNEL SERVICES</b>		<b>162,052</b>	<b>299,287</b>	<b>246,790</b>	<b>-</b>	<b>327,726</b>

SUPPLIES:

	STATION	-	-	-	-	-
	POSTAGE	-	-	-	-	-
100-04226-648	WATER	32,431	45,800	44,016	-	42,100
100-04224-648	ELECTRICITY	20,266	36,300	34,652	-	40,000
	PHONE / INTERNET	-	-	-	-	-
	CEL PHONES	-	-	-	-	-
	PRINTING & BINDING	-	-	-	-	-
100-03120-648	OPERATING SUPPLIES	1,363	1,500	105	-	1,500
100-31201-648	OPERATING SUPPLIES PCT 1	9,571	52,500	41,329	-	15,000
100-31202-648	OPERATING SUPPLIES PCT 2	3,371	9,344	6,570	-	15,000
100-31203-648	OPERATING SUPPLIES PCT 3	20,765	46,256	44,546	-	15,000
100-31204-648	OPERATING SUPPLIES PCT 4	19,098	15,000	15,053	-	15,000
100-04120-648	PROF SERVICES	-	616	-	-	616
	BANK FEES	-	-	-	-	-
<b>TOTAL SUPPLIES</b>		<b>106,865</b>	<b>207,316</b>	<b>186,270</b>	<b>-</b>	<b>144,216</b>

OTHER SERVICES AND CHARGES:

	TRAINING	-	-	-	-	-
	UNIFORMS	-	-	-	-	-
	UTILITIES (TELEPHONE)	-	-	-	-	-
	TRAVEL OUT OF TOWN	-	-	-	-	-
	MILEAGE	-	-	-	-	-
	RENTAL	-	-	-	-	-
	VEHICLE REPAIR	-	-	-	-	-
100-04420-648	FUEL AND OIL	-	-	-	-	-
100-04530-648	TIRE REMOVAL	46,250	45,000	43,400	-	45,000
	DUES	-	-	-	-	-
<b>TOTAL OTHER SERV. AND CHARGES</b>		<b>46,250</b>	<b>45,000</b>	<b>43,400</b>	<b>-</b>	<b>45,000</b>

CAPITAL OUTLAY

100-06100-648	MACHINERY & EQUIPMENT 5000+	-	-	-	-	-
100-06101-648	MACHINERY & EQUIPMENT 0-4999.99	-	2,000	-	-	2,000
100-61001-648	PCT 1 MACHINERY & EQUIPMENT 5000+	-	-	-	-	-
100-61011-648	PCT 1 MACHINERY & EQUIPMENT 0-4999.9	-	2,500	2,500	-	-
100-61002-648	PCT 2 MACHINERY & EQUIPMENT 5000+	-	135,838	135,839	-	-
100-61012-648	PCT 2 MACHINERY & EQUIPMENT 0-4999.9	-	-	-	-	-
100-61003-648	PCT 3 MACHINERY & EQUIPMENT 5000+	-	-	-	-	-
100-61013-648	PCT 3 MACHINERY & EQUIPMENT 0-4999.9	-	-	-	-	-
100-61004-648	PCT 4 MACHINERY & EQUIPMENT 5000+	-	-	-	-	-
100-61014-648	PCT 4 MACHINERY & EQUIPMENT 0-4999.9	-	-	-	-	-
<b>TOTAL CAPITAL OUTLAY</b>		<b>-</b>	<b>140,338</b>	<b>138,339</b>	<b>-</b>	<b>2,000</b>
<b>TOTAL DEPARTMENT EXPENDITURES</b>		<b>315,167</b>	<b>691,941</b>	<b>614,799</b>	<b>-</b>	<b>518,942</b>

**COUNTY OF MAVERICK  
ANNUAL BUDGET - GENERAL FUND  
2022 - 2023 ADOPTED (UNAUDITED / UNADJUSTED / NOT GAAP)**

20-21 ACTUAL	21-22 BUDGETED as of 6.30.22	PRO-FORMA ENDING 9.30.22 as of 6.30.22	REQUESTED 22-23	ADOPTED 22-23
-----------------	------------------------------------	--	--------------------	------------------

3 F/T EMPLOYEES  
1 F/T VACANCIES

**649 : PCT 2 ADMIN OFFICE**

Commissioner Rosy Cantu Office

PERSONNEL SERVICES:

100-01110-649 ASSISTANT	57,986	108,291	86,516	-	129,334
100-01060-649 TEMP EXTRA HELP PART TIME	-	-	-	-	-
100-01045-649 OVERTIME	-	-	-	-	-
100-02051-649 LONGEVITY	612	432	432	-	588
100-02000-649 FRINGE BENEFITS	24,959	58,549	43,311	-	60,099
<b>TOTAL PERSONNEL SERVICES</b>	<b>83,557</b>	<b>167,272</b>	<b>130,259</b>	<b>-</b>	<b>190,021</b>

SUPPLIES:

100-03100-649 OFFICE SUPPLIES	-	-	-	-	-
100-03110-649 POSTAGE	-	-	-	-	-
100-03120-649 OPERATING SUPPLIES	6,898	6,780	5,709	-	6,780
<b>TOTAL SUPPLIES</b>	<b>6,898</b>	<b>6,780</b>	<b>5,709</b>	<b>-</b>	<b>6,780</b>

OTHER SERVICES AND CHARGES:

100-04200-649 UTILITY	-	-	-	-	-
100-04222-649 PHONE	667	1,500	828	-	1,500
100-04224-649 ELECTRICITY	5,884	8,800	6,999	-	8,800
100-04226-649 WATER	1,768	2,100	1,301	-	2,100
100-04261-649 TRAVEL	4,229	2,400	1,369	-	2,400
100-04264-649 MILEAGE	-	-	-	-	-
100-04430-649 COMM-RADIOS	-	-	-	-	-
100-04420-649 VEHICLE FUEL & OIL	-	-	-	-	2,000
100-04520-649 REPAIRS AND MAINTENANCE BLDG	21,839	26,000	-	-	26,000
100-04525-649 MAINTENANCE CONTRACTS	476	655	276	-	655
100-04550-649 RENTAL	-	-	-	-	-
100-04810-649 DUES	-	-	-	-	-
<b>TOTAL OTHER SERV. AND CHARGES</b>	<b>34,863</b>	<b>41,455</b>	<b>10,774</b>	<b>-</b>	<b>43,455</b>

CAPITAL OUTLAY

100-06100-649 MACHINERY & EQUIPMENT 5000+	6,592	8,200	-	-	8,200
100-06101-649 MACHINERY & EQUIPMENT 0-4999.99	8,968	5,000	1,067	-	5,000
<b>TOTAL CAPITAL OUTLAY</b>	<b>15,560</b>	<b>13,200</b>	<b>1,067</b>	<b>-</b>	<b>13,200</b>
<b>TOTAL DEPARTMENT EXPENDITURES</b>	<b>140,878</b>	<b>228,707</b>	<b>147,809</b>	<b>-</b>	<b>253,456</b>

**COUNTY OF MAVERICK  
ANNUAL BUDGET - GENERAL FUND  
2022 - 2023 ADOPTED (UNAUDITED / UNADJUSTED / NOT GAAP)**

20-21 ACTUAL	21-22 BUDGETED as of 6.30.22	PRO-FORMA ENDING 9.30.22 as of 6.30.22	REQUESTED 22-23	ADOPTED 22-23
-----------------	------------------------------------	--	--------------------	------------------

2 F/T EMPLOYEES

**651:VECTOR CONTROL**

**PERSONNEL SERVICES:**

100-01135-651	VECTOR CONTROL	48,422	54,897	42,620	-	63,440
	SECRETARY	-	-	-	-	-
100-01045-651	OVERTIME	-	-	-	-	-
100-02051-651	LONGEVITY	-	-	-	-	-
100-02000-651	FRINGE BENEFITS	27,284	33,834	27,835	-	34,885
	<b>TOTAL PERSONNEL SERVICES</b>	<b>75,706</b>	<b>88,731</b>	<b>70,455</b>	<b>-</b>	<b>98,325</b>

**SUPPLIES:**

100-03100-651	STATION	-	-	-	-	-
100-03110-651	POSTAGE	-	-	-	-	-
	PRINTING & BINDING	-	-	-	-	-
100-03120-651	OPERATING SUPPLIES	11,972	12,088	3,363	-	5,000
	PROF SERVICES	-	-	-	-	-
	BANK FEES	-	-	-	-	-
	<b>TOTAL SUPPLIES</b>	<b>11,972</b>	<b>12,088</b>	<b>3,363</b>	<b>-</b>	<b>5,000</b>

**OTHER SERVICES AND CHARGES:**

	TRAINING	-	-	-	-	-
	UNIFORMS	-	-	-	-	-
	UTILITIES (TELEPHONE)	-	-	-	-	-
100-06100-651	TRAVEL	-	2,500	1,539	-	2,500
	MILEAGE	-	-	-	-	-
	RENTAL	-	-	-	-	-
	VEHICLE REPAIR	-	-	-	-	-
	FUEL AND OIL	-	-	-	-	-
	DUES	-	-	-	-	-
	<b>TOTAL OTHER SERV. AND CHARGES</b>	<b>-</b>	<b>2,500</b>	<b>1,539</b>	<b>-</b>	<b>2,500</b>

**CAPITAL OUTLAY**

	MACHINERY & EQUIPMENT 5000+	-	-	-	-	-
	MACHINERY & EQUIPMENT 0-4999.99	-	-	-	-	-
	OTHER CONTR. SERV.	-	-	-	-	-
	<b>TOTAL CAPITAL OUTLAY</b>	<b>-</b>	<b>-</b>	<b>-</b>	<b>-</b>	<b>-</b>
	<b>TOTAL DEPARTMENT EXPENDITURES</b>	<b>87,679</b>	<b>103,319</b>	<b>75,357</b>	<b>-</b>	<b>105,825</b>

**COUNTY OF MAVERICK  
ANNUAL BUDGET - GENERAL FUND  
2022 - 2023 ADOPTED (UNAUDITED / UNADJUSTED / NOT GAAP)**

20-21 ACTUAL	21-22 BUDGETED as of 6.30.22	PRO-FORMA ENDING 9.30.22 as of 6.30.22	REQUESTED 22-23	ADOPTED 22-23
-----------------	------------------------------------	--	--------------------	------------------

3 F/T EMPLOYEES

**652: CODE ENFORCEMENT**

**PERSONNEL SERVICES:**

100-01152-652 CODE ENFORCEMENT	51,140	70,342	60,101	-	74,324
100-01133-652 BUILDING INSPECTOR SECRETARY	39,525	40,715	37,714	-	42,994
100-01045-652 OVERTIME					
100-02051-652 LONGEVITY	606	576	576	-	840
100-02000-652 FRINGE BENEFITS	44,143	59,325	48,487	-	58,776
<b>TOTAL PERSONNEL SERVICES</b>	<b>135,414</b>	<b>170,958</b>	<b>146,877</b>	<b>-</b>	<b>176,933</b>

**SUPPLIES:**

STATION	-	-	-	-	-
POSTAGE	-	-	-	-	-
PRINTING & BINDING	-	-	-	-	-
OPERATING SUPPLIES	-	-	-	-	-
PROF SERVICES	-	-	-	-	-
BANK FEES	-	-	-	-	-
<b>TOTAL SUPPLIES</b>	<b>-</b>	<b>-</b>	<b>-</b>	<b>-</b>	<b>-</b>

**OTHER SERVICES AND CHARGES:**

TRAINING	-	-	-	-	-
UNIFORMS	-	-	-	-	-
UTILITIES (TELEPHONE)	-	-	-	-	-
TRAVEL OUT OF TOWN	-	-	-	-	-
MILEAGE	-	-	-	-	-
RENTAL	-	-	-	-	-
VEHICLE REPAIR	-	-	-	-	-
FUEL AND OIL	-	-	-	-	-
DUES	-	-	-	-	-
<b>TOTAL OTHER SERV. AND CHARGES</b>	<b>-</b>	<b>-</b>	<b>-</b>	<b>-</b>	<b>-</b>

**CAPITAL OUTLAY**

MACHINERY & EQUIPMENT 5000+	-	-	-	-	-
MACHINERY & EQUIPMENT 0-4999.99	-	-	-	-	-
OTHER CONTR. SERV.	-	-	-	-	-
<b>TOTAL CAPITAL OUTLAY</b>	<b>-</b>	<b>-</b>	<b>-</b>	<b>-</b>	<b>-</b>
<b>TOTAL DEPARTMENT EXPENDITURES</b>	<b>135,414</b>	<b>170,958</b>	<b>146,877</b>	<b>-</b>	<b>176,933</b>

**COUNTY OF MAVERICK  
ANNUAL BUDGET - GENERAL FUND  
2022 - 2023 ADOPTED (UNAUDITED / UNADJUSTED / NOT GAAP)**

20-21 ACTUAL	21-22 BUDGETED as of 6.30.22	PRO-FORMA ENDING 9.30.22 as of 6.30.22	REQUESTED 22-23	ADOPTED 22-23
-----------------	------------------------------------	--	--------------------	------------------

1 F/T EMPLOYEE  
1 P/T EMPLOYEE  
1 F/T VACANCIES

**661:PCT 1 - ADMIN OFFICE @ LOPETEGUI PARK**

**PERSONNEL SERVICES:**

100-01110-661	ASSISTANT	34,900	36,063	33,418	-	38,077
100-01130-661	CLERKS	11,998	13,678	12,389	-	15,860
100-01045-661	OVERTIME	2,487	3,500	3,054	-	3,500
100-02051-661	LONGEVITY	582	654	654	-	1,491
100-02000-661	FRINGE BENEFITS	18,195	19,807	17,786	-	20,550
<b>TOTAL PERSONNEL SERVICES</b>		<b>68,162</b>	<b>73,702</b>	<b>67,300</b>	<b>-</b>	<b>79,478</b>

**SUPPLIES:**

100-03100-661	STATIONARY	-	-	-	-	-
100-03110-661	POSTAGE	-	-	-	-	-
100-03120-661	OPERATING SUPPLIES	5,014	6,406	6,406	-	6,500
100-03130-661	OTHER	-	-	-	-	-
<b>TOTAL SUPPLIES</b>		<b>5,014</b>	<b>6,406</b>	<b>6,406</b>	<b>-</b>	<b>6,500</b>

**OTHER SERVICES AND CHARGES:**

100-04200-661	UTILITY	-	-	-	-	-
100-04222-661	PHONE	6,109	7,000	4,748	-	5,000
100-04223-661	CEL PHONES	1,060	1,600	729	-	1,600
100-04224-661	ELECTRICITY	2,320	3,000	2,217	-	3,000
100-04226-661	WATER	988	1,000	1,082	-	1,100
100-04264-661	MILEAGE	-	-	-	-	-
100-04261-661	TRAVEL	4,266	2,891	1,676	-	2,000
100-04450-661	FOOD DISTRIBUTION	-	-	-	-	-
100-04520-661	REPAIRS AND MAINTENANCE	1,113	2,817	797	-	1,000
100-04420-661	VEHICLE FUEL & OIL	-	-	-	-	2,400
100-04525-661	MAINTENANCE CONTRACTS	-	-	-	-	-
100-04550-661	RENTAL	-	-	-	-	-
100-04810-661	DUES	-	-	-	-	-
100-08200-661	PROPERTY INSURANCE	-	-	-	-	-
<b>TOTAL OTHER SERV. AND CHARGES</b>		<b>15,857</b>	<b>18,308</b>	<b>11,249</b>	<b>-</b>	<b>16,100</b>

**CAPITAL OUTLAY**

100-06100-661	MACHINERY & EQUIPMENT 5000+	-	-	-	-	-
100-06101-661	MACHINERY & EQUIPMENT 0-4999.99	3,350	4,256	4,223	-	4,250
100-06130-661	BUILDING	-	-	-	-	-
100-06131-661	IMPROVEMENTS	-	-	-	-	-
<b>TOTAL CAPITAL OUTLAY</b>		<b>3,350</b>	<b>4,256</b>	<b>4,223</b>	<b>-</b>	<b>4,250</b>
<b>TOTAL DEPARTMENT EXPENDITURES</b>		<b>92,383</b>	<b>102,672</b>	<b>89,177</b>	<b>-</b>	<b>106,328</b>

**COUNTY OF MAVERICK  
ANNUAL BUDGET - GENERAL FUND  
2022 - 2023 ADOPTED (UNAUDITED / UNADJUSTED / NOT GAAP)**

20-21 ACTUAL	21-22 BUDGETED as of 6.30.22	PRO-FORMA ENDING 9.30.22 as of 6.30.22	REQUESTED 22-23	ADOPTED 22-23
-----------------	------------------------------------	--	--------------------	------------------

3 F/T EMPLOYEES  
1 F/T VACANCIES

**663: COMMUNITY CENTER PCT 3**

PERSONNEL SERVICES:

100-01110-663 ASSISTANT	31,501	34,532	32,020	-	36,467
100-01140-663 CLERKS	29,777	57,420	52,760	-	65,894
100-01060-663 TEMPORARY EXTRA HELP	4,564	-	-	-	-
100-01045-663 OVERTIME	-	-	-	-	-
100-02051-663 LONGEVITY	282	-	-	-	-
100-02000-663 FRINGE BENEFITS	25,638	47,192	41,060	-	46,055
<b>TOTAL PERSONNEL SERVICES</b>	<b>91,762</b>	<b>139,144</b>	<b>125,840</b>	<b>-</b>	<b>148,417</b>

SUPPLIES:

100-03100-663 STATIONARY	105	1,400	1,400	-	1,400
100-03110-663 POSTAGE	-	-	-	-	-
100-03120-663 OPERATING SUPPLIES	8,106	7,000	7,000	-	7,000
<b>TOTAL SUPPLIES</b>	<b>8,211</b>	<b>8,400</b>	<b>8,400</b>	<b>-</b>	<b>8,400</b>

OTHER SERVICES AND CHARGES:

100-04200-663 UTILITY	-	-	-	-	-
100-04222-663 PHONE	8,964	7,500	4,996	-	5,500
100-04224-663 ELECTRICITY	5,302	6,905	6,686	-	7,500
100-04226-663 WATER	2,216	2,400	1,480	-	2,000
100-04261-663 TRAVEL	-	2,400	-	-	2,400
100-04420-663 VEH FUEL AND OIL	1,512	2,565	1,867	-	2,500
100-04520-663 REP & MAINT. BUILDING	159	1,500	146	-	1,500
100-04410-663 VEH REPAIR	2,284	2,200	29	-	2,200
100-04550-663 RENTAL	-	350	-	-	-
100-04810-663 DUES	-	-	-	-	-
100-08200-663 PROPERTY INSURANCE	-	-	-	-	-
<b>TOTAL OTHER SERV. AND CHARGES</b>	<b>20,437</b>	<b>25,819</b>	<b>15,204</b>	<b>-</b>	<b>23,600</b>

CAPITAL OUTLAY

100-06100-663 MACHINERY & EQUIPMENT 5000+	-	-	-	-	-
100-06101-663 MACHINERY & EQUIPMENT 0-4999.99	-	200	-	-	2,200
<b>TOTAL CAPITAL OUTLAY</b>	<b>-</b>	<b>200</b>	<b>-</b>	<b>-</b>	<b>2,200</b>
<b>TOTAL DEPARTMENT EXPENDITURES</b>	<b>120,410</b>	<b>173,563</b>	<b>149,444</b>	<b>-</b>	<b>182,617</b>

COUNTY OF MAVERICK  
ANNUAL BUDGET - GENERAL FUND  
2022 - 2023 ADOPTED (UNAUDITED / UNADJUSTED / NOT GAAP)

20-21 ACTUAL	21-22 BUDGETED as of 6.30.22	PRO-FORMA ENDING 9.30.22 as of 6.30.22	REQUESTED 22-23	ADOPTED 22-23
-----------------	------------------------------------	--	--------------------	------------------

2 F/T EMPLOYEES

**665: AGRICULTURE**

PERSONNEL SERVICES:

100-01070-665	APPOINTED OFFICIAL	14,731	15,173	15,173	-	16,083
100-01130-665	CLERKS	16,835	25,056	20,009	-	31,720
100-01045-665	OVERTIME	-	-	-	-	-
100-02060-665	CAR ALLOWANCE	5,500	5,500	5,500	-	5,500
100-02051-665	LONGEVITY	654	726	726	-	931
100-02000-665	FRINGE BENEFITS	10,255	36,547	5,861	-	36,459
<b>TOTAL PERSONNEL SERVICES</b>		<b>47,975</b>	<b>83,002</b>	<b>47,269</b>	<b>-</b>	<b>90,693</b>

SUPPLIES:

100-03100-665	STATION	971	1,000	69	-	100
100-03110-665	POSTAGE	-	160	-	-	160
100-03120-665	OPERATING SUPPLY	124	1,182	120	-	500
<b>TOTAL SUPPLIES</b>		<b>1,095</b>	<b>2,342</b>	<b>188</b>	<b>-</b>	<b>760</b>

OTHER SERVICES AND CHARGES:

100-04222-665	PHONE	1,125	2,100	2,049	-	2,000
100-04224-665	ELECTRICITY	4,695	6,000	5,377	-	6,000
100-04226-665	WATER	1,795	2,000	2,122	-	2,200
100-04264-665	MILEAGE	6,997	6,855	8,022	-	8,000
100-04410-665	VEHICLE REPAIR	-	-	-	-	-
100-04550-665	RENTAL	-	-	-	-	-
100-04580-665	LEASE PAYMENTS	-	-	-	-	-
100-04810-665	DUES	140	360	215	-	360
<b>TOTAL OTHER SERV. AND CHARGES</b>		<b>14,752</b>	<b>17,315</b>	<b>17,784</b>	<b>-</b>	<b>18,560</b>

CAPITAL OUTLAY

100-06130-665	BUILDING REPAIRS	-	-	-	-	-
100-06131-665	IMPROVEMENT	-	-	-	-	-
100-06100-665	MACHINERY & EQUIPMENT 5000+	-	1,200	-	-	1,200
100-06101-665	MACHINERY & EQUIPMENT 0-4999.99	-	-	-	-	-
<b>TOTAL CAPITAL OUTLAY</b>		<b>-</b>	<b>1,200</b>	<b>-</b>	<b>-</b>	<b>1,200</b>
<b>TOTAL DEPARTMENT EXPENDITURES</b>		<b>63,822</b>	<b>103,859</b>	<b>65,262</b>	<b>-</b>	<b>111,213</b>

**COUNTY OF MAVERICK**  
**ANNUAL BUDGET - GENERAL FUND**  
**2022 - 2023 ADOPTED (UNAUDITED / UNADJUSTED / NOT GAAP)**

20-21 ACTUAL	21-22 BUDGETED as of 6.30.22	PRO-FORMA ENDING 9.30.22 as of 6.30.22	REQUESTED 22-23	ADOPTED 22-23
-----------------	------------------------------------	--	--------------------	------------------

2 F/T EMPLOYEES

**668: PRECINCT 4 ADMIN OFFICE**  
**Commissioner Roberto Ruiz Office**  
**PERSONNEL SERVICES:**

100-01110-668 ADMINISTRATIVE ASSISTANT	27,740	32,356	29,979	-	34,166
100-01130-668 CLERK FULL TIME	22,959	25,056	23,102	-	31,720
100-01045-668 OVERTIME	-	-	-	-	-
PART TIME	-	-	-	-	-
100-02051-668 LONGEVITY	264	336	336	-	770
100-02000-668 FRINGE BENEFITS	26,264	29,986	26,163	-	30,387
<b>TOTAL PERSONNEL SERVICES</b>	<b>77,226</b>	<b>87,734</b>	<b>79,580</b>	<b>-</b>	<b>97,044</b>

**SUPPLIES:**

100-03100-668 OFFICE SUPPLIES	-	-	-	-	-
100-03110-668 POSTAGE	-	-	-	-	-
100-03120-668 OPERATING SUPPLIES	3,140	2,891	3,224	-	3,250
<b>TOTAL SUPPLIES</b>	<b>3,140</b>	<b>2,891</b>	<b>3,224</b>	<b>-</b>	<b>3,250</b>

**OTHER SERVICES AND CHARGES:**

100-04200-668 UTILITIES (ELECTRICITY/TELEPHONE)	-	-	-	-	-
PHONE	2,676	3,000	2,368	-	3,000
100-04224-668 ELECTRICITY	694	965	951	-	1,000
100-04226-668 WATER	765	800	701	-	800
PRINTING & BINDING	-	-	-	-	-
ADVERTISING	-	-	-	-	-
MILEAGE	-	-	-	-	-
100-04261-668 TRAVEL	4,594	4,700	3,818	-	4,700
VEHICLE REPAIR	-	-	-	-	-
FUEL AND OIL	-	-	-	-	1,200
100-04520-668 REPAIRS AND MAINTENANCE BLDG	245	4,885	3,173	-	4,500
100-04525-668 MAINTENANCE CONTRACTS	476	483	276	-	474
100-04580-668 LEASE AGREEMENTS	-	-	-	-	-
RENTAL	-	-	-	-	-
DUES	-	-	-	-	-
<b>TOTAL OTHER SERV. AND CHARGES</b>	<b>9,451</b>	<b>14,833</b>	<b>11,288</b>	<b>-</b>	<b>15,674</b>

**CAPITAL OUTLAY**

100-06130-668 BUILDING REPAIRS	-	-	-	-	-
100-06131-668 IMPROVEMENT	-	-	-	-	-
100-06100-668 MACHINERY & EQUIPMENT 5000+	-	-	-	-	-
100-06101-668 MACHINERY & EQUIPMENT 0-4999.99	31	10,753	4,518	-	10,000
<b>TOTAL CAPITAL OUTLAY</b>	<b>31</b>	<b>10,753</b>	<b>4,518</b>	<b>-</b>	<b>10,000</b>

<b>TOTAL DEPARTMENT EXPENDITURES</b>	<b>89,848</b>	<b>116,211</b>	<b>98,610</b>	<b>-</b>	<b>125,968</b>
--------------------------------------	---------------	----------------	---------------	----------	----------------

**COUNTY OF MAVERICK  
ANNUAL BUDGET - GENERAL FUND  
2022 - 2023 ADOPTED (UNAUDITED / UNADJUSTED / NOT GAAP)**

20-21 ACTUAL	21-22 BUDGETED	PRO-FORMA ENDING 9.30.22 as of 6.30.22	REQUESTED 22-23	ADOPTED 22-23
-----------------	-------------------	--	--------------------	------------------

**684: NON - DEPARTMENTAL**

**PERSONNEL SERVICES:**

DIRECTOR	-	-	-	-
100-01130-684 CLERK	-	-	-	-
PART TIME	-	-	-	-
TEMPORARY EMPLOYEES	-	-	-	-
100-01045-684 OVERTIME	-	-	-	-
100-02051-684 LONGEVITY	-	-	-	1,393
100-02000-684 FRINGE BENEFITS	-	-	-	-
<b>TOTAL PERSONNEL SERVICES</b>	<b>-</b>	<b>-</b>	<b>-</b>	<b>1,393</b>

**SUPPLIES**

100-03100-684 STATION	-	-	-	-
100-03110-684 POSTAGE	-	-	-	-
100-03120-684 OPERATING SUPPLIES	6,311	175,205	173,239	6,300
<b>TOTAL SUPPLIES</b>	<b>6,311</b>	<b>175,205</b>	<b>173,239</b>	<b>6,300</b>

**OTHER SERVICES AND CHARGES:**

100-04200-684 UTILITY	-	-	-	-
100-04222-684 PHONE	2,521	3,600	7,002	7,500
100-04224-684 ELECTRICITY	13,696	18,000	44,141	45,000
100-04226-684 WATER	4,932	13,655	10,429	10,500
100-04261-684 TRAVEL	-	-	-	-
100-04264-684 MILEAGE	-	-	-	-
100-04430-684 COMM-RADIOS	-	-	-	-
100-04520-684 REPAIRS AND MAINTENANCE BLDG	6,870	-	-	7,030
100-04525-684 MAINTENANCE CONTRACTS	-	37,326	37,326	35,000
100-04550-684 RENTAL	-	-	-	-
100-04610-684 DUES	-	-	-	-
UNIFORMS	-	30,000	-	30,000
100-04123-684 ECONOMIC DEVELOPMENT STUDY	-	75,000	-	75,000
100-03202-684 UNREIMBURSABLE GRANT COST	-	-	-	-
<b>TOTAL OTHER SERV. AND CHARGES</b>	<b>28,019</b>	<b>177,581</b>	<b>98,898</b>	<b>210,030</b>

**CAPITAL OUTLAY**

100-06100-684 MACHINERY & EQUIPMENT 5000+	12,970	-	-	-
100-06101-684 MACHINERY & EQUIPMENT 0-4999.99	-	4,993	4,993	4,993
100-04584-684 PROPERTY ACQUISITION BUILDING	4,384	-	-	-
<b>TOTAL CAPITAL OUTLAY</b>	<b>17,353</b>	<b>4,993</b>	<b>4,993</b>	<b>4,993</b>
<b>TOTAL DEPARTMENT EXPENDITURES</b>	<b>51,683</b>	<b>357,779</b>	<b>277,129</b>	<b>222,716</b>

**COUNTY OF MAVERICK  
ANNUAL BUDGET - GENERAL FUND  
2022 - 2023 ADOPTED (UNAUDITED / UNADJUSTED / NOT GAAP)**

20-21 ACTUAL	21-22 BUDGETED as of 6.30.22	PRO-FORMA ENDING 9.30.22 as of 6.30.22	REQUESTED 22-23	ADOPTED 22-23
-----------------	------------------------------------	--	--------------------	------------------

1 F/T EMPLOYEE

**685: PCT 3 ADMIN OFFICE**

*Commissioner Olga Ramos*

PERSONNEL SERVICES:

100-01110-885 ASSISTANT	44,065	46,097	42,708	48,682
100-01060-885 TEMP EXTRA HELP	-	-	-	-
100-01045-885 OVERTIME	-	-	-	-
100-02051-885 LONGEVITY	588	660	660	854
100-02000-885 FRINGE BENEFITS	16,721	18,747	16,526	18,426
<b>TOTAL PERSONNEL SERVICES</b>	<b>61,374</b>	<b>65,504</b>	<b>59,894</b>	<b>67,962</b>

SUPPLIES:

100-03100-885 OFFICE SUPPLIES	-	-	-	-
100-03110-885 POSTAGE	-	-	-	-
100-03120-885 OPERATING SUPPLIES	4,511	2,300	2,300	2,300
<b>TOTAL SUPPLIES</b>	<b>4,511</b>	<b>2,300</b>	<b>2,300</b>	<b>2,300</b>

OTHER SERVICES AND CHARGES:

100-04200-885 UTILITY	-	-	-	-
100-04222-885 PHONE	-	-	-	-
100-04224-885 ELECTRICITY	-	-	-	-
100-04226-885 WATER	-	-	-	-
100-04261-885 TRAVEL	708	1,270	1,677	1,600
100-04264-885 MILEAGE	480	1,000	670	700
100-04430-885 COMM-RADIOS	-	-	-	-
100-04520-885 REPAIRS AND MAINTENANCE BLDG	-	-	-	-
100-04420-885 VEHICLE FUEL & OIL	-	-	-	8,000
100-04525-885 MAINTENANCE CONTRACTS	-	-	-	-
100-04550-885 RENTAL	-	-	-	-
100-04810-885 DUES	-	-	-	-
<b>TOTAL OTHER SERV. AND CHARGES</b>	<b>1,188</b>	<b>2,270</b>	<b>2,347</b>	<b>10,300</b>

CAPITAL OUTLAY

100-06100-885 MACHINERY & EQUIPMENT 5000+	-	-	-	-
100-06101-885 MACHINERY & EQUIPMENT 0-4999.99	-	-	-	-
<b>TOTAL CAPITAL OUTLAY</b>	<b>-</b>	<b>-</b>	<b>-</b>	<b>-</b>
<b>TOTAL DEPARTMENT EXPENDITURES</b>	<b>67,073</b>	<b>70,074</b>	<b>64,541</b>	<b>80,562</b>

**COUNTY OF MAVERICK  
ANNUAL BUDGET - GENERAL FUND  
2022 - 2023 ADOPTED (UNAUDITED / UNADJUSTED / NOT GAAP)**

20-21 ACTUAL	21-22 BUDGETED as of 6.30.22	PRO-FORMA ENDING 9.30.22 as of 6.30.22	REQUESTED 22-23	ADOPTED 22-23
-----------------	------------------------------------	--	--------------------	------------------

**688: FIRE STATION - EMS**

PERSONNEL SERVICES:

ASSISTANT	-	-	-	-
TEMP EXTRA HELP	-	-	-	-
OVERTIME	-	-	-	-
LONGEVITY	-	-	-	-
FRINGE BENEFITS	-	-	-	-
<b>TOTAL PERSONNEL SERVICES</b>	-	-	-	-

SUPPLIES:

OFFICE SUPPLIES	-	-	-	-
POSTAGE	-	-	-	-
OPERATING SUPPLIES	-	-	-	-
<b>TOTAL SUPPLIES</b>	-	-	-	-

OTHER SERVICES AND CHARGES:


UTILITY	-	-	-	-
PHONE	-	-	-	-
ELECTRICITY	-	-	-	-
WATER	-	-	-	-
TRAVEL	-	-	-	-
MILEAGE	-	-	-	-
COMM-RADIOS	-	-	-	-
REPAIRS AND MAINTENANCE BLDG	-	-	-	-
MAINTENANCE CONTRACTS	-	-	-	-
RENTAL	-	-	-	-
DUES	-	-	-	-
<b>TOTAL OTHER SERV. AND CHARGES</b>	-	-	-	-

CAPITAL OUTLAY

MACHINERY & EQUIPMENT 5000+	-	-	-	-
MACHINERY & EQUIPMENT 0-4999.99	-	-	-	-
<b>TOTAL CAPITAL OUTLAY</b>	-	-	-	-

**TOTAL DEPARTMENT EXPENDITURES**

-	-	-	-	-
---	---	---	---	---



**COUNTY OF MAVERICK  
ANNUAL BUDGET - GENERAL FUND  
2022 - 2023 ADOPTED (UNAUDITED / UNADJUSTED / NOT GAAP)**

20-21 ACTUAL	21-22 BUDGETED as of 6.30.22	PRO-FORMA ENDING 9.30.22 as of 6.30.22	REQUESTED 22-23	ADOPTED 22-23
-----------------	------------------------------------	--	--------------------	------------------

**690:INTERGV. AGRE. CONTR. SERVICE**

**OTHER SERVICES AND CHARGES:**

100-01095-690 SECURITY			-	-	-
100-01045-690 OVERTIME					
100-02051-690 LONGEVITY			-	-	-
100-02051-690 FRINGE BENEFITS			-	-	-
<hr/>					
TOTAL PERSONNEL SERVICES	-	-	-	-	-
<hr/>					
100-07050-690 FIRE PROTECTION EMS - City of EP	610,460	865,957	849,290	-	1,065,957
100-07070-690 QUEMADO LIBRARY	27,189	27,189	27,189	-	27,189
100-07075-690 MAVERICK COUNTY HEALTH - Camino Real	-	-	-	-	-
100-07080-690 EAGLE PASS LIBRARY	15,000	15,000	15,000	-	15,000
100-07085-690 UTILITY VAR. UNITS	10,378	10,550	11,190	-	11,190
100-07087-690 M.R.G.D.C.	-	-	-	-	-
100-07088-690 CEMETARIES	-	-	-	-	-
100-07090-690 VALLEY CEMETARY	4,772	6,406	6,406	-	6,406
100-07094-690 LAKE	54,700	145,000	131,184	-	135,000
100-07091-690 WATER PLANT	144,070	93,009	93,009	-	217,863
100-07095-690 CO. WIDE FIRE HYDR.	24,181	30,000	27,981	-	30,000
100-07097-690 SWART	10,000	10,000	10,000	-	10,000
100-07066-690 STONE GARDEN REFUND	-	-	-	-	-
100-06100-690 MACHINERY & EQUIPMENT 5000 +	-	-	-	-	-
100-06101-690 MACHINERY & EQUIPMENT 500-4999	4,000	6,450	-	-	6,450
<hr/>					
TOTAL OTHER SERV. AND CHARGES	904,750	1,209,561	1,171,249	-	1,525,054
<hr/>					
TOTAL DEPARTMENT EXPENDITURES	904,750	1,209,561	1,171,249	-	1,525,054

**COUNTY OF MAVERICK  
ANNUAL BUDGET - GENERAL FUND  
2022 - 2023 ADOPTED (UNAUDITED / UNADJUSTED / NOT GAAP)**

20-21 ACTUAL	21-22 BUDGETED as of 6.30.22	PRO-FORMA ENDING 9.30.22 as of 6.30.22	REQUESTED 22-23	ADOPTED 22-23
-----------------	------------------------------------	--	--------------------	------------------

**691:EXP. CONTR. SERVICE**

PERSONNEL SERVICES:

100-01095-691 SECURITY	-	-	-	-	-
100-02000-691 FRN. BEN	-	-	-	-	-
100-01045-691 OVERTIME	-	-	-	-	-
100-02051-691 LONGEVITY	-	-	-	-	-

**TOTAL OTHER SERV. AND CHARGES**

-	-	-	-	-	-
---	---	---	---	---	---

OTHER EXPENDITURES

100-04810-691 DUES					
100-04120-691 PROFESSIONAL SERVICES	367,418	571,945	348,730	-	450,000
100-04950-691 PROPERTY PAYMENTS - AIRPORT	-	-	-	-	-
100-06193-691 HEALTH INSURANCE CLAIMS	966,945	325,000	319,170	-	300,000
100-08150-691 APPRAISAL DISTRICT	355,488	373,262	359,289	-	377,253
100-08200-691 PROPERTY, AUTO, & EQUIPMENT INSURANCE WORKERS COMP EXCESS	437,939	493,487	462,854	-	485,997
100-08201-691 LAW ENFORCEMENT, PUBLIC OFFICIALS A	159,545	160,000	158,596	-	160,000
100-08220-691 PAUPER BURIALS	21,736	25,000	14,161	-	25,000
100-08215-691 FUND DEFICIT REDUCTION	60,000	503,024	-	-	2,708,665
100-09170-691 PRINCIPAL ENERGY CONSERVATION	154,400	158,846	158,846	-	162,046
100-08250-691 INTEREST ENERGY CONSERVATION PRINCIPAL	42,481	38,035	38,396	-	34,834
INTEREST				-	
EMERGENCIES				-	
100-08217-691 MISSION BORDER HOPE - VISTA Program				-	
100-08216-691 JUDGEMENTS TO PAY	700,000	-	-	-	
<b>TOTAL OTHER EXPENDITURES</b>	<b>3,265,952</b>	<b>2,648,600</b>	<b>1,860,043</b>	<b>-</b>	<b>4,703,796</b>
<b>TOTAL OTHER EXPENSES</b>	<b>3,265,952</b>	<b>2,648,600</b>	<b>1,860,043</b>	<b>-</b>	<b>4,703,796</b>

**COUNTY OF MAVERICK  
ANNUAL BUDGET - GENERAL FUND  
2022 - 2023 ADOPTED (UNAUDITED / UNADJUSTED / NOT GAAP)**

20-21 ACTUAL	21-22 BUDGETED as of 6.30.22	PRO-FORMA ENDING 9.30.22 as of 6.30.22	REQUESTED 22-23	ADOPTED 22-23
-----------------	------------------------------------	--	--------------------	------------------

**700: MATCHING FUNDS**

**OTHER SERVICES AND CHARGES:**

100-08270-700	TRANSFER OUT - RECORDS MGMT F269	59,215	86,016	86,016	-	160,846
100-08269-700	TRANSFER OUT - TO PAID F269 DUE TO'S	-	-	-	-	-
100-09100-700	CSA MATCHING FUNDS	-	-	-	-	-
100-08291-700	VIOLENT CRIMES AGAINST WOMEN MATCH	-	-	-	-	-
100-08292-700	VIOLENT CRIMES AGAINST WOMEN	-	-	-	-	-
100-08279-700	MAV CO. BODY WORN CAMERA MATCH	-	-	-	-	-
100-08261-700	TRANS OUT MAV CO. BODY WORN CAMER	-	-	-	-	-
100-08262-700	SOLID SASTE LITTER&ILLEGAL DUMP	-	-	-	-	-
100-09120-700	PLANNING GRANT	-	-	-	-	-
100-09261-700	TRANSFER OUT 271	-	50,973	-	-	-
100-08271-700	TRANSFER OUT - CERTZ F404	-	-	-	-	-
100-08273-700	TRANSFER OUT - PRE DISASTER GRANT	-	-	-	-	-
100-08274-700	TRANSFER OUT PAYROLL	-	-	-	-	-
100-08272-700	TRANSFER OUT STONE GARDEN DIMMIT	-	-	-	-	-
100-08276-700	TRANSFER OUT - BORDER STAR LBSP	476	-	32,825	-	24,845
100-08277-700	TRANSFER OUT - BORDER STAR MATCH LI	-	-	-	-	-
100-09230-700	TRANSFER OUT - BORDER STAR	26,282	-	-	-	-
100-08294-700	TRANSFER OUT - CTIF F424	59,415	8,000	-	-	-
100-08284-700	COLONIAL GRANT 1 TRANSFER OUT	-	-	-	-	-
100-08285-700	COLONIAL GRANT 2	-	-	-	-	-
100-09130-700	NUTRITION MATCHING FUND	341,114	318,805	376,431	-	714,734
100-08286-700	G#3287101 CONVERSION TO NATIONAL INC	-	-	-	-	-
100-08287-700	BULLET PROOF VEST GRANT	-	-	-	-	-
100-08288-700	TRANSFER IN/OUT FY2017 OPSG - STONE	-	15,000	-	-	15,000
100-08288-700	TRANSFER IN/OUT FY2018 OPSG - STONE	-	-	-	-	-
100-08289-700	TRANSFER IN/OUT OCDETF-ORGANIZED CRIM	-	18,000	-	-	18,000
100-08295-700	TRANSFER OUT - ZIKA DEPT OF HEALTH	-	-	-	-	-
	TRANSFER OUT - GRANT SEED MONEY	-	-	-	-	-
100-08296-700	TRANSFER OUT - MAV CTY CRIMINAL JUST	-	58,870	58,870	-	-
100-08297-700	TRANSFER OUT - CDBG GRANT G#7218115	343,361	-	-	-	-
100-08298-700	TRANSFER OUT - AIRPORT	-	-	-	-	-
100-08263-700	TRANSFER OUT - SELF HELP CENTER	248,738	264,122	343,522	-	-
100-08264-700	TRANSFER OUT - PCT 4 SHERIFF SUBSTA1	-	82,782	-	-	87,910
	TRANSFER OUT - MAVERICK CTY INTL BRII	-	-	-	-	-
100-08293-700	TRANSFER OUT - WATER PLANT EXPANSI	-	-	-	-	-
100-08290-700	TRANSFER OUT - ROAD & BRIDGE	1,914,080	1,942,396	2,009,471	-	3,540,749
100-10000-700	TRANSFER IN/OUT	-	-	-	-	-
100-01000-700	TRANSFER OUT	386,275	1,397,270	1,769,286	-	301,485
100-08299-700	TRANSFER IN/OUT LANDFILL CLOSURE/POSTCLOSU	-	600,000	600,000	-	600,000
100-08275-700	TRANSFER OUT - I&S	-	1,902	-	-	-
100-08265-700	TRANSFER OUT - CORONAVIRUS RELIEF FUND	-	-	-	-	-
100-08266-700	TRANSFER OUT - PUBLIC ASSISTANCE PROGRA	326,189	100,000	-	-	-
100-08267-700	TRANSFER OUT - LAW LIBRARY F117	-	120,000	120,000	-	-
100-09271-700	EOC	3,084	-	-	-	-
<b>TOTAL OTHER SERV. AND CHARGES</b>		<b>3,708,228</b>	<b>5,064,136</b>	<b>5,396,421</b>	<b>-</b>	<b>5,463,570</b>
<b>TOTAL DEPARTMENT EXPENDITURES</b>		<b>3,708,228</b>	<b>5,064,136</b>	<b>5,396,421</b>	<b>-</b>	<b>5,463,570</b>

**COUNTY OF MAVERICK  
ANNUAL BUDGET - GENERAL FUND  
2022 - 2023 ADOPTED (UNAUDITED / UNADJUSTED / NOT GAAP)**

20-21 ACTUAL	21-22 BUDGETED	PRO-FORMA ENDING 9.30.22	REQUESTED 22-23	ADOPTED 22-23
	as of 6.30.22	as of 6.30.22		

2 F/T EMPLOYEE

**820:PLANNER DEPARTMENT**

**PERSONNEL**

100-01060-820	TEMPORARY OR EXTRA HELP	-	-	-	-	-
100-01030-820	DEPT HEAD	28,391	51,895	25,121	-	55,009
100-01130-820	PLANNER CLERKS	-	38,000	32,806	-	40,280
100-04100-820	SEPTIC INSPECTOR	-	-	-	-	-
100-04120-820	HEALTH INSPECTOR	-	-	-	-	-
100-01045-820	OVERTIME	-	-	-	-	-
100-02065-820	CEL ALLOWANCE	900	1,200	1,200	-	1,200
100-02051-820	LONGEVITY	714	240	240	-	693
100-02000-820	FRINGE BENEFITS	11,276	38,645	32,275	-	38,250

TOTAL PERSONNEL SERVICES 41,280    129,980    91,641    -    135,432

**SUPPLIES**

100-03100-820	STATION	-	-	-	-	-
100-03110-820	POSTAGE	-	100	-	-	100
100-03120-820	OPERATING SUPPLIES	3,741	4,150	218	-	2,000

TOTAL SUPPLIES 3,741    4,250    218    -    2,100

**OTHER SERVICES AND CHARGES**

100-04120-820	PROFESSIONAL SERVICES	-	-	-	-	-
100-04200-820	UTILITY	-	160	-	-	160
100-04210-820	EMS PHONE	-	-	-	-	-
100-04222-820	PHONE / INTERNET	509	1,800	557	-	1,000
100-04223-820	CEL PHONE	-	-	-	-	-
100-04264-820	MILEAGE	-	-	-	-	-
100-04420-820	VEHICLE FUEL & OIL	1,359	1,500	926	-	1,000
100-04410-820	VEHICLE REPAIRS	141	500	-	-	500
100-04550-820	RENTAL	-	-	-	-	-
100-04560-820	FLOOD DRAIN IMPR.	-	-	-	-	-
100-04587-820	CONSTRUCTION	-	-	-	-	-
100-04580-820	LEASE AGREEMENT	-	-	-	-	-
100-08200-820	PROPERTY INSURANCE	-	-	-	-	-
100-04568-820	IMPROVEMENTS-ENGINEER STUDIES W/C	-	49,937	75,000	-	75,000

TOTAL OTHER SER. AND CHARGES 2,010    53,897    76,483    -    77,660

**CAPITAL OUTLAY**

100-06130-820	BUILDING REPAIRS	-	-	-	-	-
100-06131-820	IMPROVEMENT	14,919	-	-	-	-
100-06100-820	MACHINERY & EQUIPMENT 5000+	-	-	-	-	-
100-06101-820	MACHINERY & EQUIPMENT 0-4999.99	-	-	-	-	-
	BUILDING	-	-	-	-	-

TOTAL CAPITAL OUTLAY 14,919    -    -    -    -

TOTAL GENERAL FUND EXPENDITURES 61,950    188,127    168,342    -    215,192

**COUNTY OF MAVERICK**  
**ANNUAL BUDGET - GENERAL FUND**  
**2022 - 2023 ADOPTED (UNAUDITED / UNADJUSTED / NOT GAAP)**

20-21	21-22	PRO-FORMA	REQUESTED	ADOPTED
ACTUAL	BUDGETED	ENDING 9.30.22	22-23	22-23

1 F/T EMPLOYEE

**970: ECONOMIC DEVELOPMENT**

**PERSONNEL**

100-01010-970 ASSISTANT	-	79,991	57,318	-	79,991
100-02065-970 CEL ALLOWANCE	-	-	-	-	-
100-02051-970 LONGEVITY	-	-	-	-	-
100-02000-970 FRINGE BENEFITS	-	25,868	16,058	-	24,498
<b>TOTAL PERSONNEL SERVICES</b>	<b>-</b>	<b>105,859</b>	<b>73,376</b>	<b>-</b>	<b>104,490</b>

**SUPPLIES**

100-03100-970 STATION	-	-	-	-	-
100-03110-970 POSTAGE	-	-	-	-	-
100-03120-970 OPERATING SUPPLIES	-	18,854	5,831	-	15,000
<b>TOTAL SUPPLIES</b>	<b>-</b>	<b>18,854</b>	<b>5,831</b>	<b>-</b>	<b>15,000</b>

**OTHER SERVICES AND CHARGES**

100-04200-970 UTILITY	-	-	-	-	-
100-04264-970 MILEAGE	-	5,287	-	-	10,698
100-04420-970 VEHICLE FUEL & OIL	-	-	-	-	-
<b>TOTAL OTHER SER. AND CHARGES</b>	<b>-</b>	<b>5,287</b>	<b>-</b>	<b>-</b>	<b>10,698</b>

**CAPITAL OUTLAY**

100-06130-970 BUILDING REPAIRS	-	-	-	-	-
100-06131-970 IMPROVEMENT	-	-	-	-	-
100-06100-970 MACHINERY & EQUIPMENT 5000+	-	-	-	-	-
100-06101-970 MACHINERY & EQUIPMENT 0-4999.99	-	-	-	-	-
BUILDING	-	-	-	-	-
<b>TOTAL CAPITAL OUTLAY</b>	<b>-</b>	<b>-</b>	<b>-</b>	<b>-</b>	<b>-</b>
<b>TOTAL GENERAL FUND EXPENDITURES</b>	<b>-</b>	<b>130,000</b>	<b>79,208</b>	<b>-</b>	<b>130,188</b>

100-04975-411 ISSUE COST / FEES	-	-	-	-	-
100-08250-411 INTEREST EXPENSE	-	-	-	-	-
100-04155-410 BANK FEES	38,318	28,180	15,462	-	1,000
100-03180-410 SHORTAGE	-	-	-	-	-
<b>TOTAL GENERAL FUND</b>	<b>24,428,385</b>	<b>28,608,860</b>	<b>24,527,621</b>	<b>-</b>	<b>32,372,650</b>

**COUNTY OF MAVERICK**  
**NUTRITION FUND (F110)**  
**2022 - 2023 ADOPTED (UNAUDITED / UNADJUSTED / NOT GAAP)**

	20-21 ACTUAL	21-22 BUDGETED as of 6.30.22	PRO-FORMA ENDING 9.30.22 as of 6.30.22	REQUESTED 22-23	ADOPTED 22-23
<b>110:NUTRITION REVENUES</b>					
110-01009-300 ESTIMATED SURPLUS AS OF 9.30.2022		200,000	161,557		38,443
110-03160-300 OTHER	691	-	740		-
110-04000-300 STATE GRANT III B	189,131	185,611	113,090	-	115,000
110-04100-300 MAVERICK COUNTY GENERAL FUND	341,114	318,806	376,431	-	714,734
110-04200-300 TITLE XX MEALS ON WHEELS	126,490	116,000	90,147	-	90,000
110-04251-300 TDA GRANT 2019	27,401	69,610	69,610		-
110-04500-300 PROGRAM INCOME	13,330	13,000	18,154	-	13,000
110-04510-300 COVID19 REVENUE	161,883	-	-		-
110-03211-300 CITY OF EAGLE PASS CONTRIBUTION	-	-	-	-	-
110-03180-310 OVER & SHORTAGE	-	-	1	-	-
110-08020-300 INTEREST	1	-	506	-	-
<b>TOTAL DEPARTMENT REVENUES</b>	<b>860,041</b>	<b>903,027</b>	<b>830,235</b>	<b>-</b>	<b>971,177</b>
<b>EXPENDITURES</b>					
110-01070-696 HEAD OF DEPARTMENT	41,117	42,390	39,305		44,934
110-01060-696 TEMPORARY OR EXTRA HELP	-	-	-		-
110-01130-696 CLERKS	12,968	31,320	22,938		31,720
110-01110-696 ASSISTANTS	37,182	50,112	46,432		63,440
110-01190-696 COOK	150,469	159,255	146,793		190,320
110-01200-696 DRIVER / MAINTENANCE	46,196	50,115	46,487		63,440
110-01045-696 OVERTIME	-	-	-		-
110-02051-696 LONGEVITY	6,102	5,298	5,298		6,475
110-02000-696 FRINGE BENEFITS	149,345	185,671	154,464		191,613
<b>TOTAL PERSONNEL SERVICES</b>	<b>443,378</b>	<b>524,161</b>	<b>461,717</b>	<b>-</b>	<b>591,942</b>
<b>SUPPLIES</b>					
110-03100-696 STATIONARY	858	3,787	2,395		3,000
110-03110-696 POSTAGE	-	535	4		500
110-03320-696 FOOD	238,363	250,000	302,078		320,000
110-03340-696 RAW FOOD	-	-	-		-
<b>TOTAL SUPPLIES</b>	<b>239,221</b>	<b>254,322</b>	<b>304,477</b>	<b>-</b>	<b>323,500</b>
<b>OTHER SERVICES AND CHARGES</b>					
110-04222-696 TELEPHONE	4,375	5,580	4,881		5,000
110-04224-696 ELECTRICITY	6,564	7,713	7,420		7,500
110-04226-696 WATER	4,079	4,300	4,324		4,500
110-04227-696 CABLE	1,318	1,500	1,388		1,500
110-04228-696 GAS-NATURAL	4,638	5,000	4,876		5,000
110-04262-696 CONFERENCE & SEMINARS	-	500	-		500
110-04263-696 MEALS/LODGING	-	500	-		-
110-04264-696 MILEAGE	-	-	-		500
110-04405-696 VEHICLE LEASE PAYMENTS	-	-	-		-
110-04410-696 VEHICLE REPAIR	4,199	5,000	3,960		5,000
110-04420-696 VEHICLE FUEL & OIL	7,427	13,186	12,582		13,000
DUES	-	-	-		-
110-04520-696 REPAIR & MAINT. BUILDING	6,468	4,000	3,304		4,000
<b>TOTAL OTHER SER. AND CHARGES</b>	<b>39,066</b>	<b>47,279</b>	<b>42,735</b>	<b>-</b>	<b>46,500</b>
<b>CAPITAL OUTLAY</b>					
110-06100-696 MACHINERY & EQUIPMENT 5000+	4,336	3,420	7,000		7,000
110-06101-696 MACHINERY & EQUIPMENT 0-4999.99	-	1,100	1,100		1,100
110-06105-696 LEASE PYMTS./MACHINERY EQUIPMENT	871	3,000	659		1,000
110-06130-696 BUILDING REPAIRS	-	135	-		135
110-06131-696 IMPROVEMENTS	-	-	-		-
110-08200-696 W.C. INS.LIAB.&OTH	-	-	-		-
110-03120-697 TDA - OPERATING SUPPLIES	-	34,805	-		-
110-03160-697 TDA - OTHER	17,902	-	9,548		-
110-03100-697 TDA - STATIONARY	-	-	-		-
110-03340-697 TDA - RAW FOOD	5,524	34,805	-		-
110-04266-697 TDA - TRANSPORTATION	-	-	-		-
110-04420-697 TDA - VEHICLE FUEL&OIL	-	-	-		-
110-06100-697 TDA - MACH&EQUIPMENT	2,103	-	3,000		-
<b>TOTAL CAPITAL OUTLAY</b>	<b>30,737</b>	<b>77,265</b>	<b>21,307</b>	<b>-</b>	<b>9,235</b>
<b>TOTAL FUND EXPENDITURES</b>	<b>752,402</b>	<b>903,027</b>	<b>830,235</b>	<b>-</b>	<b>971,177</b>

12 F/T EMPLOYEES  
0 F/T VACANCY

**COUNTY OF MAVERICK**  
**ROAD AND BRIDGE REVENUES (F112)**  
**2022 - 2023 ADOPTED (UNAUDITED / UNADJUSTED / NOT GAAP)**

	20-21 ACTUAL	21-22 BUDGETED as of 6.30.22	PRO-FORMA ENDING 9.30.22 as of 6.30.22	REQUESTED 22-23	ADOPTED 22-23
<b>112:ROAD AND BRIDGE REVENUES</b>					
<b>AD VALOREM TAXES</b>					
112-01100-300 CURRENT TAXES ***	-	-	-	-	-
112-01200-300 DELINQUENT M&O	-	-	-	-	-
112-01300-300 CURRENT YR PENALTY & INTEREST	-	-	-	-	-
112-01301-300 DELINQUENT PENALTY & INTEREST	-	-	-	-	-
112-01350-300 DISCOUNT	-	-	-	-	-
112-01351-300 DELINQUENT DISCOUNTS	-	-	-	-	-
<b>TOTAL TAXES</b>	<b>-</b>	<b>-</b>	<b>-</b>	<b>-</b>	<b>-</b>
<b>INTERGOVERNMENTAL REVENUES</b>					
112-02005-300 TITLE APPLICATION FEES	49,575	50,000	35,093	-	35,000
112-02040-300 MOTOR VEHICLES REGISTRATION FEE	522,830	600,000	955,459	-	725,000
112-02090-300 ROAD AND BRIDGE FEES	243,100	250,000	-	-	-
112-03161-300 OTHER	11,934	-	450	-	-
112-03040-300 MOTOR VEHICLES COMMISSIONS	-	-	-	-	-
<b>TOTAL COMM. GOVERNMENTAL OTHER REVENUE</b>	<b>827,439</b>	<b>900,000</b>	<b>991,003</b>	<b>-</b>	<b>760,000</b>
<b>INTERGOVERNMENTAL REVENUES</b>					
112-04015-300 LATERAL ROAD FUND	14,096	15,000	14,094	-	14,000
112-08020-300 INTEREST	-	-	-	-	-
<b>TOTAL GOVERNMENTAL REVENUES</b>	<b>14,096</b>	<b>15,000</b>	<b>14,094</b>	<b>-</b>	<b>14,000</b>
<b>MISCELLANEOUS REVENUES</b>					
112-01000-300 BUDGET AMENDMENT REVENUE	-	-	-	-	-
112-03159-300 EQUIPMENT RENTAL REVENUE	-	-	-	-	-
112-05050-300 STREET REPAIRS/DRAINAGE	17,051	20,000	16,444	-	17,000
112-05051-300 USED OIL	-	50	-	-	-
112-05054-300 CLEAN LOT	632	500	150	-	150
112-05080-300 ANIMAL SANITATION	538	50	1,140	-	1,000
112-05081-300 CAGE RENTALS	-	-	-	-	-
112-05090-300 LIGHT PERMIT	10,500	12,000	8,796	-	10,000
112-03160-310 TX DOT- FEMA	-	-	-	-	-
112-03180-310 OVER & SHORTAGE	(471)	-	471	-	-
112-03312-310 MISC.	-	1,100	-	-	-
112-03310-310 TX DEPT OF HOUSING	-	-	-	-	-
112-03312-310 MISCELLANEOUS REVENUE	-	-	17,761	-	1,000
112-03325-310 AIRPORT	-	-	-	-	-
112-08271-300 TRANSFER IN-INTERFUND	-	-	-	-	-
112-08275-300 TRANSFER IN	-	-	-	-	-
112-08100-310 TRANSFER FROM GEN FUND	1,914,080	1,942,396	2,009,471	-	3,540,749
112-08180-310 TRANSFERS LANDFILL	-	-	-	-	-
112-03000-300 FUND BALANCE - REVENUE	-	596,408	596,408	-	-
112-08020-300 INTEREST	10	-	820	-	800
112-01009-300 SURPLUS	-	680,180	-	-	182,718
112-08275-310 TRANS IN	-	-	-	-	-
<b>TOTAL DEPARTMENT REVENUES</b>	<b>1,942,339</b>	<b>3,252,684</b>	<b>2,651,460</b>	<b>-</b>	<b>3,753,417</b>
<b>OTHER REVENUES</b>					
112-04060-300 OTHER FINANCING SOURCES LEASE PAYABLE REVI	-	-	-	-	-
<b>TOTAL OTHER REVENUES</b>	<b>-</b>	<b>-</b>	<b>-</b>	<b>-</b>	<b>-</b>
<b>TOTAL RD &amp; BRIDGE REVENUES</b>	<b>2,783,875</b>	<b>4,167,684</b>	<b>3,656,557</b>	<b>-</b>	<b>4,527,417</b>

43 F/T EMPLOYEES  
5 F/T VACANCY

**COUNTY OF MAVERICK  
ROAD AND BRIDGE FUND (F112)  
2022 - 2023 ADOPTED (UNAUDITED / UNADJUSTED / NOT GAAP)**

	20-21 ACTUAL	21-22 BUDGETED as of 6.30.22	PRO-FORMA ENDING 9.30.22 as of 6.30.22	REQUESTED 22-23	ADOPTED 22-23
<b><u>112:ROAD AND BRIDGE</u></b>					
<b><u>PERSONNEL SERVICES:</u></b>					
112-01031-611 FOREMAN	131,943	-	124,968	-	144,055
112-01030-611 DEPT HEADS	87,199	90,865	84,251	-	96,318
112-01132-611 ASSISTANT SUPERINTENDENT	-	135,901	-	-	-
112-01033-611 OFFICE MANAGER	28,946	37,060	34,357	-	39,135
112-01130-611 CLERKS	23,474	31,123	28,923	-	44,096
112-01034-611 LABOR-ASSIST.	364,141	562,046	513,396	-	748,539
112-01137-611 CDL DRIVER	124,333	144,013	127,026	-	164,501
112-01138-611 HEAVY EQUIPMENT OPERATORS	250,579	260,417	213,129	-	276,813
112-01146-611 GRAPHIC ENGINEER	32,345	25,808	23,481	-	31,720
112-01152-611 CODE ENFORCEMENT	-	-	-	-	-
112-01143-611 CONCRETE AND SKILLED LABORER	54,172	55,844	47,369	-	63,440
112-01153-611 PARKS AND RECREATION LABORER	-	-	-	-	-
112-01135-611 VECTOR CONTROL	-	-	-	-	-
112-01141-611 MECHANIC ASSIST.	79,399	82,450	63,338	-	86,047
112-01142-611 MECHANIC & PT MECHANIC	-	-	-	-	-
112-02065-611 CELL PHONE ALLOWANCE	-	-	-	-	-
112-01045-611 OVERTIME	51,625	79,637	47,178	-	84,415
112-02051-611 LONGEVITY	11,436	15,414	15,168	-	20,307
112-02000-611 FRINGE BENEFITS	630,104	844,454	692,977	-	900,769
<b>TOTAL PERSONNEL SERVICES</b>	<b>1,869,696</b>	<b>2,365,032</b>	<b>2,015,561</b>	<b>-</b>	<b>2,700,156</b>
<b><u>SUPPLIES:</u></b>					
112-03100-611 STATIONARY	-	500	-	-	500
112-03110-611 POSTAGE	952	3,454	2,886	-	900
112-03120-611 OPERATING SUPPLIES	127,477	108,555	72,046	-	129,961
112-31201-611 OPERATING SUPPLIES/ ROAD MATERIALS	44,765	38,806	38,806	-	175,000
112-31202-611 OPERATING SUPPLIES/ ROAD MATERIALS	111,947	93,112	93,112	-	175,000
112-31203-611 OPERATING SUPPLIES/ ROAD MATERIALS	62,222	156,774	156,774	-	175,000
112-31204-611 OPERATING SUPPLIES/ ROAD MATERIALS	23,386	225,000	225,000	-	175,000
<b>TOTAL SUPPLIES</b>	<b>370,749</b>	<b>626,201</b>	<b>588,624</b>	<b>-</b>	<b>831,361</b>
<b><u>OTHER SERVICES AND CHARGES:</u></b>					
112-04015-611 TRAININGS	-	-	-	-	-
112-04155-625 BANK FEES	-	-	221	-	100
112-04222-611 TELEPHONE	843	15,310	9,202	-	10,000
112-04223-611 CEL PHONES	12,342	13,400	10,197	-	13,400
112-04224-611 ELECTRICITY R&B OFFICE ONLY	6,007	8,000	4,607	-	8,000
112-04576-611 STREET LIGHTS	292,479	315,915	324,338	-	325,000
112-04226-611 WATER	19,288	20,000	20,857	-	20,000
112-04264-611 MILEAGE	-	2,500	1,333	-	2,500
112-04525-611 MAINT.CONTR.	(86)	1,076	616	-	1,030
112-04410-611 VEHICLE REPAIR	295,475	359,479	363,820	-	120,000
112-04420-611 VEHICLE FUEL & OIL	-	-	-	-	250,000
112-04568-611 IMPROVEMENTS-ENGINEER STUDIES	214,585	18,806	18,806	-	-
112-08270-611 TRANSFER OUT	-	74,500	56,500	-	-
112-04580-611 LEASE AGREEMENT	8,444	30,870	17,182	-	30,870
112-41201-611 PROFESSIONAL SERVICES PCT 1	-	100,194	100,194	-	25,000
112-41202-611 PROFESSIONAL SERVICES PCT 2	-	25,000	25,000	-	25,000
112-41203-611 PROFESSIONAL SERVICES PCT 3	-	25,000	25,000	-	25,000
112-41204-611 PROFESSIONAL SERVICES PCT 4	-	25,000	25,000	-	25,000
112-10000-611 TRANSFER IN/OUT	-	103,400	-	-	-
112-04569-611 BRIDGE STUDY	-	-	-	-	-
<b>TOTAL OTHER SERV. AND CHARGES</b>	<b>849,376</b>	<b>1,138,450</b>	<b>1,002,872</b>	<b>-</b>	<b>880,900</b>
<b><u>CAPITAL OUTLAY:</u></b>					
112-61001-611 MACH & EQUIP. PCT 1 5000+	9,650	-	-	-	-
112-61002-611 MACH & EQUIP. PCT 2 5000+	-	-	-	-	-
112-61003-611 MACH & EQUIP. PCT 3 5000+	-	-	-	-	-
112-61004-611 MACH & EQUIP. PCT 4 5000+	-	-	-	-	-
112-61011-611 MACH & EQUIP. PCT 1 0 - 4999	-	-	-	-	-
112-61012-611 MACH & EQUIP. PCT 2 0 - 4999	-	-	-	-	-
112-61013-611 MACH & EQUIP. PCT 3 0 - 4999	-	-	-	-	-
112-61014-611 MACH & EQUIP. PCT 4 0 - 4999	-	-	-	-	-
112-06131-611 IMPROVEMENTS	-	-	-	-	-
112-06100-611 MACHINERY & EQUIPMENT 5000+	83,629	49,500	49,500	-	100,000
112-06101-611 MACHINERY & EQUIPMENT 0-4999.99	9,104	-	-	-	15,000
112-04155-625 BANK FEES	72	-	-	-	-
<b>TOTAL CAPITAL OUTLAY</b>	<b>102,455</b>	<b>49,500</b>	<b>49,500</b>	<b>-</b>	<b>115,000</b>
<b>TOTAL ROAD &amp; BRIDGE EXPENDITURES</b>	<b>3,192,276</b>	<b>4,179,184</b>	<b>3,656,957</b>	<b>-</b>	<b>4,587,417</b>

**COUNTY OF MAVERICK  
LAW LIBRARY (F117)  
2022 - 2023 ADOPTED (UNAUDITED / UNADJUSTED / NOT GAAP)**

20-21 ACTUAL	21-22 BUDGETED as of 6.30.22	PRO-FORMA ENDING 9.30.22 as of 6.30.22	REQUESTED 22-23	ADOPTED 22-23
-----------------	------------------------------------	--	--------------------	------------------

**117: LAW LIBRARY**

BANK BALANCE

**REVENUES**

117-01009-300 ESTIMATED SURPLUS AS OF 9.30.2022	-	405,000	411,533	-	565,511
117-04124-300 LAW LIBRARY FEES	36,155	12,500	33,266	-	30,000
TRANSFR IN TO OFFSET DUE FROM GF LIABILITY	-	120,000	120,000	-	-
117-08020-300 INTEREST	321	-	712	-	700
<b>TOTAL REVENUE FEES</b>	<b>36,476</b>	<b>537,500</b>	<b>565,511</b>	<b>-</b>	<b>596,211</b>

**EXPENDITURES**

117-03100-840 STATIONARY	-	-	-	-	-
117-03120-840 OPERATING SUPPLY	-	537,500	565,424	-	596,211
117-04155-840 BANK FEES	72	-	87	-	-
<b>TOTAL EXPENDITURES</b>	<b>72</b>	<b>537,500</b>	<b>565,511</b>	<b>-</b>	<b>596,211</b>

**County Law Library Fund**

Statutes: Local Gov't Code §323.023

Ancillary funding statutes: Gov't code §101.0615(5) (District Court Fees); Gov't Code §101.0814(10) (Statutory County Court Fees); Gov't Code §101.1013(5) (Probate Court Fees); Gov't Code §101.1214(9) (County Court Fees).

Source: Filing fee in civil case, up to \$35, set by commissioners court.

Controlled by: Commissioners Court

Purposes: Establishing law library, purchasing or leasing library materials, maintaining the library, acquiring library furniture, shelving, equipment, or computers, software, or subscriptions to electronic research networks for judicial research, or establishing and maintaining a self-help center to provide resources to pro se county residents.

Limitations: Expenditures for library equipment for use by judges in the county, including computers, software, and subscriptions to obtain access to electronic research networks, may not exceed \$175,000 each year and require consultation and authorization from the county's law librarian or, if none, the county auditor.

**COUNTY OF MAVERICK  
COUNTY RECORDS PRESERVATION (F120)  
2022 - 2023 ADOPTED (UNAUDITED / UNADJUSTED / NOT GAAP)**

20-21 ACTUAL	21-22 BUDGETED as of 6.30.22	PRO-FORMA ENDING 9.30.22 as of 6.30.22	REQUESTED 22-23	ADOPTED 22-23
-----------------	------------------------------------	--	--------------------	------------------

**120:COUNTY RECORDS PRESERVATION**

BANK BALANCE

**REVENUES**

120-01009-300 ESTIMATED SURPLUS AS OF 9.30.2022	-	82,600	84,094	-	87,986
120-03170-300 COUNTY COURT RECORDS PRESERVATION ACCOU	11,530	9,000	3,850	-	3,000
120-08020-300 INTEREST	0	-	129	-	-
<b>TOTAL FEES</b>	<b>11,530</b>	<b>91,600</b>	<b>88,073</b>	<b>-</b>	<b>90,986</b>

**SUPPLIES**

120-03120-654 OPERATING SUPPLY	-	91,600	87,986	-	90,986
120-04155-654 BANK CHARGES	144	-	87	-	-
<b>TOTAL SUPPLIES</b>	<b>144</b>	<b>91,600</b>	<b>88,073</b>	<b>-</b>	<b>90,986</b>

**CAPITAL OUTLAY**

MACHINERY & EQUIPMENT 5000+	-	-	-	-	-
MACHINERY & EQUIPMENT 0-4999.99	-	-	-	-	-
<b>TOTAL CAPITAL OUTLAY</b>	<b>-</b>	<b>-</b>	<b>-</b>	<b>-</b>	<b>-</b>
<b>TOTAL FUND EXPENDITURES</b>	<b>144</b>	<b>91,600</b>	<b>88,073</b>	<b>-</b>	<b>90,986</b>

**County Records Preservation Account**

Statutes: Gov't Code §51.708

Ancillary funding statutes: Gov't code §101.0611(3)(D) (District Court); Gov't Code §101.0811(7)(D) (Statutory County Court); Gov't Code §101.1212(4) (County Court)

Source: Filing fee in civil cases filed in county court, statutory county court, and district court, not to exceed \$10.

Controlled by: Commissioners Court

Purposes: Digitize court records and preserve the records from natural disasters.

COUNTY OF MAVERICK  
 COUNTY FAMILY PROTECTION ACCT (F124)  
 2022 - 2023 ADOPTED (UNAUDITED / UNADJUSTED / NOT GAAP)

20-21 ACTUAL	21-22 BUDGETED as of 6.30.22	PRO-FORMA ENDING 9.30.22 as of 6.30.22	REQUESTED 22-23	ADOPTED 22-23
-----------------	------------------------------------	--	--------------------	------------------

124:COUNTY FAMILY PROTECTION ACCT

BANK BALANCE

REVENUES

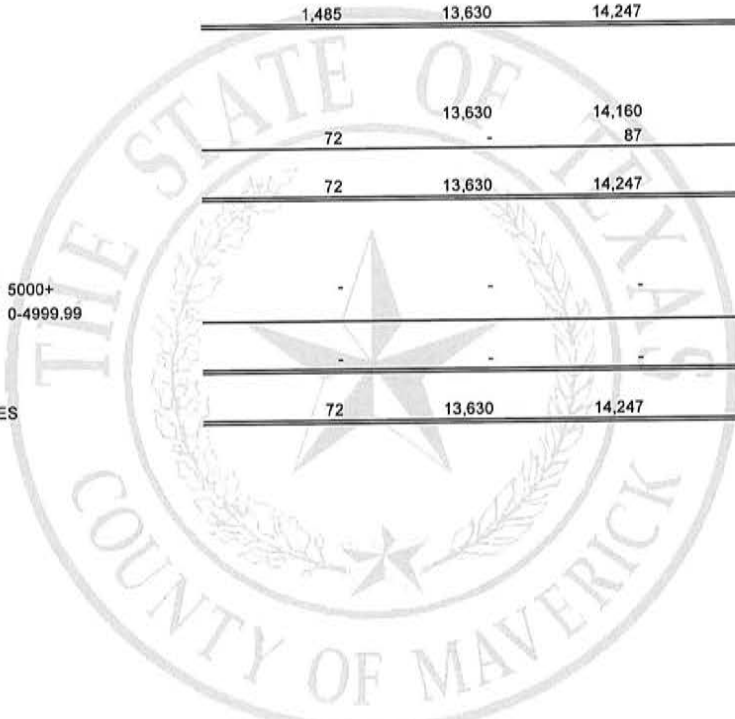
124-01009-300 ESTIMATED SURPLUS AS OF 9.30.2022	-	13,630	13,626	-	14,160
124-03170-300 COUNTY FAMILY PROTECTION REVENUE	1,485	-	600	-	600
124-08020-300 INTEREST	0	-	21	-	-
<b>TOTAL FEES</b>	<b>1,485</b>	<b>13,630</b>	<b>14,247</b>	<b>-</b>	<b>14,760</b>

SUPPLIES

124-03120-645 OPERATING SUPPLY	-	13,630	14,160	-	14,760
124-04155-645 BANK CHARGES	72	-	87	-	-
<b>TOTAL SUPPLIES</b>	<b>72</b>	<b>13,630</b>	<b>14,247</b>	<b>-</b>	<b>14,760</b>

CAPITAL OUTLAY

MACHINERY & EQUIPMENT 5000+	-	-	-	-	-
MACHINERY & EQUIPMENT 0-4999.99	-	-	-	-	-
<b>TOTAL CAPITAL OUTLAY</b>	<b>-</b>	<b>-</b>	<b>-</b>	<b>-</b>	<b>-</b>
<b>TOTAL FUND EXPENDITURES</b>	<b>72</b>	<b>13,630</b>	<b>14,247</b>	<b>-</b>	<b>14,760</b>



**COUNTY OF MAVERICK**  
**JUDICIAL EFFICIENCY OF COURTS (F125)**  
**2022 - 2023 ADOPTED (UNAUDITED / UNADJUSTED / NOT GAAP)**

20-21 ACTUAL	21-22 BUDGETED as of 6.30.22	PRO-FORMA ENDING 9.30.22 as of 6.30.22	REQUESTED 22-23	ADOPTED 22-23
-----------------	------------------------------------	--	--------------------	------------------

**125: JUDICIAL EFFICIENCY OF COURTS**

BANK BALANCE

**REVENUES**

125-01009-300 ESTIMATED SURPLUS AS OF 9.30.2022	-	1,220	1,150	-	1,080
125-03161-300 JP1 JUDGE-JUDICIAL EFFICIENCY	-	-	-	-	-
125-03166-300 COUNTY JUDGE-JUDICIAL EFFICIENCY	85	-	4	-	-
125-03167-300 365TH DIST JUDGE-JUDICIAL EFFICIENCY	-	-	-	-	-
125-03168-300 293RD DIST JUDGE JUDICIAL EFFICIENCY	7	-	-	-	-
125-08020-300 INTEREST	0	-	1	-	-
<b>TOTAL FEES</b>	<b>92</b>	<b>1,220</b>	<b>1,155</b>	<b>-</b>	<b>1,080</b>

**SUPPLIES**

125-03120-646 OPERATING SUPPLY	-	1,220	1,080	-	1,080
125-04155-646 BANK CHARGES	72	-	75	-	-
<b>TOTAL SUPPLIES</b>	<b>72</b>	<b>1,220</b>	<b>1,155</b>	<b>-</b>	<b>1,080</b>

**CAPITAL OUTLAY**

MACHINERY & EQUIPMENT 5000+	-	-	-	-	-
MACHINERY & EQUIPMENT 0-4999.99	-	-	-	-	-
<b>TOTAL CAPITAL OUTLAY</b>	<b>-</b>	<b>-</b>	<b>-</b>	<b>-</b>	<b>-</b>
<b>TOTAL FUND EXPENDITURES</b>	<b>72</b>	<b>1,220</b>	<b>1,155</b>	<b>-</b>	<b>1,080</b>

**COUNTY OF MAVERICK  
COUNTY CLERK RECORDS MANAGEMENT AND PRESERVATION (F126)  
2022 - 2023 ADOPTED (UNAUDITED / UNADJUSTED / NOT GAAP)**

20-21 ACTUAL	21-22 BUDGETED as of 6.30.22	PRO-FORMA ENDING 9.30.22 as of 6.30.22	REQUESTED 22-23	ADOPTED 22-23
-----------------	------------------------------------	--	--------------------	------------------

**126: COUNTY CLERK RECORDS MANAGEMENT AND PRESERVATION FUND**

BANK BALANCE

REVENUES

126-01009-300 ESTIMATED SURPLUS AS OF 9.30.2022	-	289,900	298,201	-	385,000
126-03170-300 COUNTY CLERK REC MGMT & PRESERVATION REVENUE	112,345	100,000	94,754	-	86,000
126+08020-300 INTEREST	0	-	510	-	500
<b>TOTAL FEES</b>	<b>112,345</b>	<b>389,900</b>	<b>393,464</b>	<b>-</b>	<b>471,500</b>

SUPPLIES

126-03120-659 OPERATING SUPPLY	-	359,990	393,349	-	471,500
126-04155-659 BANK FEES	182	-	115	-	-
<b>TOTAL SUPPLIES</b>	<b>182</b>	<b>359,990</b>	<b>393,464</b>	<b>-</b>	<b>471,500</b>

OTHER SERVICES

126-04580-659 LEASE AGREEMENT	-	30,000	-	-	-
<b>TOTAL OTHER SERVICES</b>	<b>-</b>	<b>30,000</b>	<b>-</b>	<b>-</b>	<b>-</b>

CAPITAL OUTLAY

MACHINERY & EQUIPMENT 5000+	-	-	-	-	-
MACHINERY & EQUIPMENT 0-4999.99	-	-	-	-	-
<b>TOTAL CAPITAL OUTLAY</b>	<b>-</b>	<b>-</b>	<b>-</b>	<b>-</b>	<b>-</b>
<b>TOTAL FUND EXPENDITURES</b>	<b>182</b>	<b>389,990</b>	<b>393,464</b>	<b>-</b>	<b>471,500</b>

**County Clerk Records Management and Preservation Fund**

Statutes: Local Gov't Code §§ 118.011(b)(2), 118.0216; see also Local Gov't §203.003

Source: Fees for filing or recording services for non-court-related documents-not to exceed \$10 (optional, set by the county clerk)

Note: The \$2.50 fee imposed on defendants convicted of offenses in county court or county court at law was deleted, effective January 1, 2020.

Controlled by: County Clerk and Commissioners Court, by agreement, subject to subject to commissioners court budgetary authorization.

Purposes: Used for specific records management and preservation, including for automation purposes

**COUNTY OF MAVERICK**  
**CONTINUING EDUCATION JUDGE & STAFF (F127)**  
**2022 - 2023 ADOPTED (UNAUDITED / UNADJUSTED / NOT GAAP)**

20-21 ACTUAL	21-22 BUDGETED as of 6.30.22	PRO-FORMA ENDING 9.30.22 as of 6.30.22	REQUESTED 22-23	ADOPTED 22-23
-----------------	------------------------------------	--	--------------------	------------------

**127:CONTINUING EDUCATION JUDGE & STAFF**

BANK BALANCE

REVENUES


127-01009-300 ESTIMATED SURPLUS AS OF 9.30.2022	0	2,100	2,227	-	2,260
127-03170-300 CONTINUING EDUCATION JUDGE & STAFF	385	-	105	-	100
127-08020-300 INTEREST	0	-	3	-	3
<b>TOTAL FEES</b>	<b>385</b>	<b>2,100</b>	<b>2,335</b>	<b>-</b>	<b>2,363</b>

SUPPLIES

127-03120-673 OPERATING SUPPLY	-	2,100	2,260	-	2,363
127-04155-673 BANK FEES	72	-	75	-	-
<b>TOTAL SUPPLIES</b>	<b>72</b>	<b>2,100</b>	<b>2,335</b>	<b>-</b>	<b>2,363</b>

CAPITAL OUTLAY

MACHINERY & EQUIPMENT 5000+	-	-	-	-	-
MACHINERY & EQUIPMENT 0-4999.99	-	-	-	-	-
<b>TOTAL CAPITAL OUTLAY</b>	<b>-</b>	<b>-</b>	<b>-</b>	<b>-</b>	<b>-</b>
<b>TOTAL FUND EXPENDITURES</b>	<b>72</b>	<b>2,100</b>	<b>2,335</b>	<b>-</b>	<b>2,363</b>



COUNTY OF MAVERICK  
 COURT INITIATED GUARDIANSHIP (F130)  
 2022 - 2023 ADOPTED (UNAUDITED / UNADJUSTED / NOT GAAP)

20-21 ACTUAL	21-22 BUDGETED	PRO-FORMA ENDING 9.30.22	REQUESTED 22-23	ADOPTED 22-23
	as of 6.30.22	as of 6.30.22		

130: COURT INITIATED GUARDIANSHIP

BANK BALANCE

REVENUES

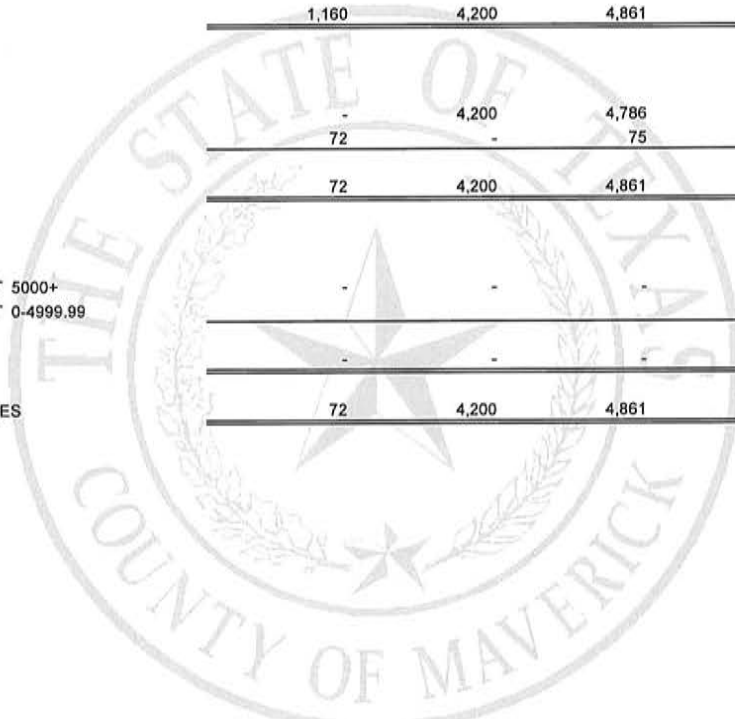
130-01009-300 ESTIMATED SURPLUS AS OF 9.30.2022		4,200	4,574		4,786
130-03170-300 COURT INITIATED GUARDIANSHIP	1,160	-	280	-	200
130-08020-300 INTEREST	0	-	7	-	5
TOTAL FEES	1,160	4,200	4,861	-	4,991

SUPPLIES

130-03120-649 OPERATING SUPPLY	-	4,200	4,786		4,991
130-04155-649 BANK CHARGES	72	-	75	-	-
TOTAL SUPPLIES	72	4,200	4,861	-	4,991

CAPITAL OUTLAY

MACHINERY & EQUIPMENT 5000+	-	-	-	-	-
MACHINERY & EQUIPMENT 0-4999.99	-	-	-	-	-
TOTAL CAPITAL OUTLAY	-	-	-	-	-
TOTAL FUND EXPENDITURES	72	4,200	4,861	-	4,991



**COUNTY OF MAVERICK  
VITAL STATISTICS (F131)  
2022 - 2023 ADOPTED (UNAUDITED / UNADJUSTED / NOT GAAP)**

20-21 ACTUAL	21-22 BUDGETED as of 6.30.22	PRO-FORMA ENDING 9.30.22 as of 6.30.22	REQUESTED 22-23	ADOPTED 22-23
-----------------	------------------------------------	--	--------------------	------------------

**131:VITAL STATISTICS**

**REVENUES**

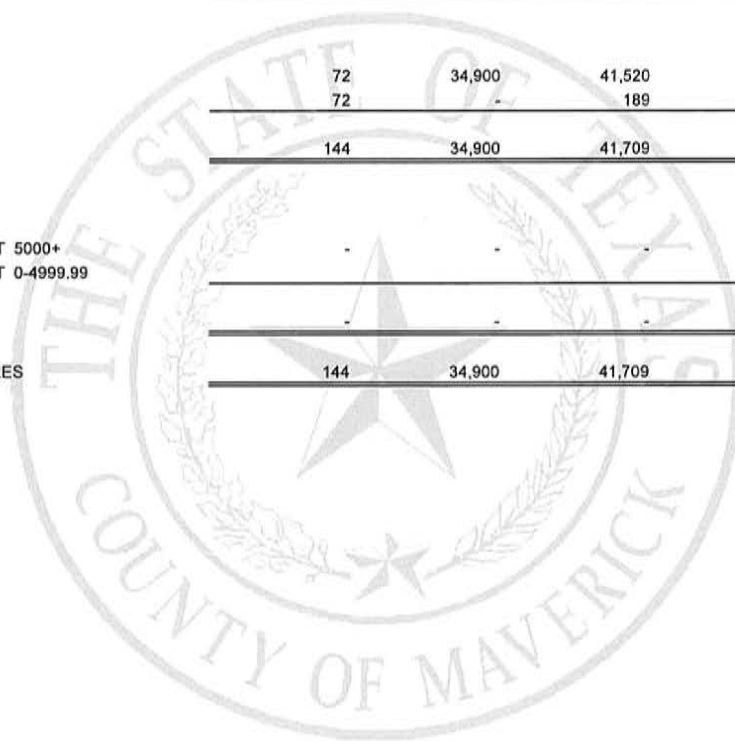
131-01009-300 ESTIMATED SURPLUS AS OF 9.30.2022		34,900	34,441		41,520
131-03160-300 OTHER	-	-	-		
131-08020-300 INTEREST	0	-	40		40
131-03170-300 VITAL STATISTICS	5,874	-	7,228	-	5,000
<b>TOTAL FEES</b>	<b>5,874</b>	<b>34,900</b>	<b>41,709</b>	<b>-</b>	<b>46,560</b>

**SUPPLIES**

131-03120-643 OPERATING SUPPLY	72	34,900	41,520		46,560
131-04155-643 BANK CHARGES	72	-	189	-	-
<b>TOTAL SUPPLIES</b>	<b>144</b>	<b>34,900</b>	<b>41,709</b>	<b>-</b>	<b>46,560</b>

**CAPITAL OUTLAY**

MACHINERY & EQUIPMENT 5000+	-	-	-	-	-
MACHINERY & EQUIPMENT 0-4999.99	-	-	-	-	-
<b>TOTAL CAPITAL OUTLAY</b>	<b>-</b>	<b>-</b>	<b>-</b>	<b>-</b>	<b>-</b>
<b>TOTAL FUND EXPENDITURES</b>	<b>144</b>	<b>34,900</b>	<b>41,709</b>	<b>-</b>	<b>46,560</b>



**COUNTY OF MAVERICK**  
**E-FILE - DISTRICT CLERK (F132)**  
**2022 - 2023 ADOPTED (UNAUDITED / UNADJUSTED / NOT GAAP)**

20-21 ACTUAL	21-22 BUDGETED as of 6.30.22	PRO-FORMA ENDING 9.30.22 as of 6.30.22	REQUESTED 22-23	ADOPTED 22-23
-----------------	------------------------------------	--	--------------------	------------------

**132: E-FILE - DISTRICT CLERK**

BANK BALANCE

**REVENUES**

132-01009-300 ESTIMATED SURPLUS AS OF 9.30.2022	-	30,000	29,961	30,006
132-03170-300 E-FILE RECOVERY DISTRICT CLERK \$2.00 FEE	1,341	-	-	-
132-08020-300 INTEREST	0	-	45	45
<b>TOTAL REVENUE FEES</b>	<b>1,341</b>	<b>30,000</b>	<b>30,006</b>	<b>30,051</b>

**EXPENDITURES**

132-03120-642 OPERATING SUPPLY	-	24,000	30,006	24,051
132-04155-642 BANK FEES	92	-	-	-
<b>TOTAL EXPENDITURES</b>	<b>92</b>	<b>24,000</b>	<b>30,006</b>	<b>24,051</b>
<b>CAPITAL OUTLAY</b>				
132-06100-642 MACHINERY & EQUIPMENT 5000+	-	-	-	-
132-06101-642 MACHINERY & EQUIPMENT 0-4999.99	-	6,000	-	6,000
<b>TOTAL CAPITAL OUTLAY</b>	<b>-</b>	<b>6,000</b>	<b>-</b>	<b>6,000</b>
<b>TOTAL FUND EXPENDITURES</b>	<b>92</b>	<b>30,000</b>	<b>30,006</b>	<b>30,051</b>

**Electronic Filing Fee**

Statutes: Gov't Code §51.851

Source: Fee for filing civil action or proceeding requiring a filing fee in district court, county court, statutory county court, or statutory probate court - \$30; Fee for filing any civil action or proceeding requiring a filing fee in justice court - \$10;

Note: The \$5.00 fee imposed on defendants convicted of a criminal offense in district court, county court, or statutory county court was deleted in S.B. 346 (2019)

Controlled by: Commissioners Court

Purposes: Support a statewide electronic filing technology project for courts

**COUNTY OF MAVERICK**  
**ABANDONED VEHICLES (F164)**  
**2022 - 2023 ADOPTED (UNAUDITED / UNADJUSTED / NOT GAAP)**

20-21 ACTUAL	21-22 BUDGETED as of 6.30.22	PRO-FORMA ENDING 9.30.22 as of 6.30.22	REQUESTED 22-23	ADOPTED 22-23
-----------------	------------------------------------	--	--------------------	------------------

**164 ABANDONED VEHICLES**

**REVENUES**

ESTIMATED SURPLUS AS OF 9.30.2022  
 ABANDONED VEHICLES REVENUE

-	-	-	-	-
---	---	---	---	---

TOTAL FEES

-	-	-	-	-
---	---	---	---	---

**SUPPLIES**

OPERATING SUPPLY

-	-	-	-	-
---	---	---	---	---

TOTAL SUPPLIES

-	-	-	-	-
---	---	---	---	---

**CAPITAL OUTLAY**

MACHINERY & EQUIPMENT 5000+  
 MACHINERY & EQUIPMENT 0-4999.99


-	-	-	-	-
---	---	---	---	---

TOTAL CAPITAL OUTLAY

-	-	-	-	-
---	---	---	---	---

TOTAL FUND EXPENDITURES

-	-	-	-	-
---	---	---	---	---



**COUNTY OF MAVERICK**  
**COURT RECORDS ARCHIVE FEE - DISTRICT CLERK (F172)**  
**2022 - 2023 ADOPTED (UNAUDITED / UNADJUSTED / NOT GAAP)**

20-21 ACTUAL	21-22 BUDGETED as of 6.30.22	PRO-FORMA ENDING 9.30.22 as of 6.30.22	REQUESTED 22-23	ADOPTED 22-23
-----------------	------------------------------------	--	--------------------	------------------

**172 COURT RECORDS ARCHIVE FEE - DISTRICT CLERK**

BANK BALANCE

**REVENUES**

172-01009-300 ESTIMATED SURPLUS AS OF 9.30.2022	-	50,759	51,834	-	55,928
172-03170-300 COURT RECORDS ARCHIVE FEE - DISTRICT CLERK	11,400	-	4,100	-	4,000
172-03160-300 OTHER	-	-	-	-	-
172-08020-300 INTEREST	0	-	81	-	80
<b>TOTAL FEES</b>	<b>11,400</b>	<b>50,759</b>	<b>56,015</b>	<b>-</b>	<b>60,008</b>

**SUPPLIES**

172-03120-668 OPERATING SUPPLY	-	50,759	55,928	-	60,008
172-04155-668 BANK FEES	72	-	87	-	-
<b>TOTAL SUPPLIES</b>	<b>72</b>	<b>50,759</b>	<b>56,015</b>	<b>-</b>	<b>60,008</b>

**CAPITAL OUTLAY**

MACHINERY & EQUIPMENT 5000+	-	-	-	-	-
MACHINERY & EQUIPMENT 0-4999.99	-	-	-	-	-
<b>TOTAL CAPITAL OUTLAY</b>	<b>-</b>	<b>-</b>	<b>-</b>	<b>-</b>	<b>-</b>
<b>TOTAL FUND EXPENDITURES</b>	<b>72</b>	<b>50,759</b>	<b>56,015</b>	<b>-</b>	<b>60,008</b>

**COURT RECORDS ARCHIVE FEE**

Statutes: Gov't Code §51.317(b)(4) and (5); Code Crim. Proc. art. 102.005 (f)(2)

Ancillary funding statutes: Gov't Code §§101.0611(7) and (7-a)

Source: Filing fees in civil - varying amounts: Gov't Code §51.317(b)(4) (\$10) and (b)(5) (not to exceed \$10)  
 Fee imposed on defendant convicted of an offense in district court - \$2.50.

Note: Effective September 1, 2019, the archiving fee is reduced from \$10 to \$5.

Controlled by: Commissioners Court

Purposes: To pay for specific records management and preservation, including, for automation purposes, on approval by the commissioners court of a budget.

Interpretation: GA-1063 (2014): The fee imposed under Code Crim. Proc. Art. 102.005 applies to a defendant convicted of an offense in a county-level court.

See Attachment A (Pg 111)

**COUNTY OF MAVERICK  
COUNTY CLERK RECORDS ARCHIVE ACCOUNT (F173)  
2022 - 2023 ADOPTED (UNAUDITED / UNADJUSTED / NOT GAAP)**

20-21 ACTUAL	21-22 BUDGETED as of 6.30.22	PRO-FORMA ENDING 9.30.22 as of 6.30.22	REQUESTED 22-23	ADOPTED 22-23
-----------------	------------------------------------	--	--------------------	------------------

**173 COUNTY CLERK RECORDS ARCHIVE ACCOUNT**

BANK BALANCE

REVENUES

173-01009-300 ESTIMATED SURPLUS AS OF 9.30.2022	-	2,890	3,433	-	3,803
173-03160-300 OTHER	-	-	-	-	-
173-08020-300 INTEREST	0	-	5	-	-
173-03170-300 REVENUE	1,140	-	440	-	-
<b>TOTAL FEES</b>	<b>1,140</b>	<b>2,890</b>	<b>3,878</b>	<b>-</b>	<b>3,803</b>

SUPPLIES

173-03120-669 OPERATING SUPPLY	-	2,890	3,803	-	3,803
173-04155-669 BANK FEES	28	-	75	-	-
<b>TOTAL SUPPLIES</b>	<b>28</b>	<b>2,890</b>	<b>3,878</b>	<b>-</b>	<b>3,803</b>

CAPITAL OUTLAY

MACHINERY & EQUIPMENT 5000+	-	-	-	-	-
MACHINERY & EQUIPMENT 0-4999.99	-	-	-	-	-
<b>TOTAL CAPITAL OUTLAY</b>	<b>-</b>	<b>-</b>	<b>-</b>	<b>-</b>	<b>-</b>
<b>TOTAL FUND EXPENDITURES</b>	<b>28</b>	<b>2,890</b>	<b>3,878</b>	<b>-</b>	<b>3,803</b>

**COUNTY CLERK RECORDS ARCHIVE ACCOUNT**

Statutes: Local Gov't Code §§118.011(f), 118.025

Source: Fees paid for recording or filing services, set by the commissioners court, not to exceed \$10. Optional, set by the commissioners court. Accrued interest remains with this account.

Controlled by: County Clerk and Commissioners Court, by agreement, subject to annual public hearing and commissioners court budgetary authorization.

Purposes: Monies may be expended only for the preservation and restoration service performed by the county clerk in connection with maintaining a county clerk's records archive on public documents designated by the county clerk as part of the records archive. The monies may not be used to purchase, lease, or develop computer software to geographically index public records, excluding indexing public records by lot and block description.

Additional Requirements: Fee set by commissioners court as part of budget process. County clerk designates public documents that are part of records archive and prepares plan to pay for preservation and restoration of records archive, subject to approval by the commissioners court. Public hearing required.

**COUNTY OF MAVERICK  
UTILITY WATER PLANT FUND 180  
2022 - 2023 ADOPTED (UNAUDITED / UNADJUSTED / NOT GAAP)**

20-21 ACTUAL	21-22 BUDGETED	PRO-FORMA ENDING 9.30.22	REQUESTED 22-23	ADOPTED 22-23
-----------------	-------------------	-----------------------------	--------------------	------------------

8 F/T EMPLOYEES

**180:UTILITY WATER PLANT FUND**

**REVENUES**

	20-21 ACTUAL	21-22 BUDGETED	PRO-FORMA ENDING 9.30.22	REQUESTED 22-23	ADOPTED 22-23
180-01009-300 ESTIMATED SURPLUS AS OF 9.30.2022	-	306,650	106	-	100,000
180-04100-300 MAVERICK COUNTY	144,070	93,009	93,009	-	217,863
180-05015-300 WATER SALES	245,851	200,000	342,824	-	300,000
180-05030-300 GARBAGE	-	-	-	-	-
180-05035-300 GRANT REVENUE	1,850,001	-	-	-	-
180-05050-300 SEWAGE FEE	41,659	30,000	100,073	-	95,000
180-05060-300 WATER CONNECT	11,461	10,000	8,504	-	10,000
180-05060-300 HAULING WATER	-	-	175	-	-
180-05070-300 PLATS	-	-	-	-	-
180-05080-300 SERVICE EXTENSION REQUEST FEE	-	-	-	-	-
180-05090-300 LIGHT PERMITS	-	-	-	-	-
180-03160-310 OTHER	2,065	-	2,078	-	-
180-08020-300 INTEREST	2	-	570	-	-
180-08275-300 TRANSFER IN	-	74,500	56,500	-	-
180-03180-310 OVER/SHORTAGE	-	-	-	-	-
<b>TOTAL UTILITIES REVENUES</b>	<b>2,295,108</b>	<b>714,159</b>	<b>603,840</b>	<b>-</b>	<b>722,863</b>

**PERSONNEL SERVICES**

180-01030-835 DEPT HEAD	36,405	46,774	43,328	-	49,581
180-01040-835 DEPUTIES	97,844	86,304	80,271	-	87,376
180-01110-835 ASSISTANT	28,641	65,730	59,122	-	69,407
180-01043-835 CLERK/PART TIME ATTENDATS	14,038	41,693	11,983	-	53,628
180-01050-835 SECRETARY	-	-	-	-	-
180-01045-835 OVERTIME	1,823	3,064	2,136	-	-
180-02051-835 LONGEVITY	2,412	2,556	2,556	-	3,150
180-04119-835 GASB 68 PAYROLL EXPENSES	-	-	-	-	-
180-02000-835 FRINGE BENEFITS	74,290	106,329	87,351	-	130,767
<b>TOTAL PERSONNEL SERVICES</b>	<b>255,453</b>	<b>352,450</b>	<b>286,746</b>	<b>-</b>	<b>393,909</b>

**SUPPLIES**

180-03100-835 STATION	-	-	-	-	-
180-03102-835 BAD DEBT EXP.	-	-	-	-	-
180-03110-835 POSTAGE	1,760	1,700	1,592	-	1,700
180-03120-835 OPERATING SUPPLIES	85,939	152,441	152,441	-	150,000
<b>TOTAL SUPPLIES</b>	<b>87,699</b>	<b>154,141</b>	<b>154,033</b>	<b>-</b>	<b>151,700</b>

**OTHER SERVICES AND CHARGES**

180-00000-835 CONTINGENCIES	-	-	-	-	-
180-04062-835 SAMPLING & LAB FEES	-	-	-	-	-
180-04120-835 PROFESSIONAL SERVICES	-	1,500	1,500	-	1,500
180-04150-835 CONTRACT LABOR (EPWWB.C, LICENSE)	-	-	-	-	-
180-04155-835 BANK FEES	72	5	15	-	5
180-04222-835 TELEPHONE	6,572	9,832	7,849	-	10,000
180-04223-835 CEL PHONES	1,323	1,768	1,885	-	2,000
180-04224-835 ELECTRICITY	32,738	35,000	41,036	-	43,000
180-04226-835 WATER-MCID#1	32,303	57,247	50,833	-	58,000
180-04264-835 MILEAGE	850	2,800	3,274	-	3,300
180-04410-835 VEHICLE REPAIR	2,939	3,500	4,474	-	2,500
180-04420-835 VEHICLE FUEL EXPENSE	4,985	10,234	7,706	-	7,000
180-04520-835 REPAIRS MAINTENANCE BLDG	-	-	-	-	-
180-04525-835 MAINTENANCE	516	483	483	-	500
180-04580-835 DEPRECIATION EXPENSE	118,741	-	-	-	-
180-04590-835 AMORTIZATION EXPENSE	19,035	-	-	-	-
180-08200-835 PROPERTY INSURANCE	-	-	-	-	-
180-04585-835 WATER PLANT LINES	-	42,250	39,557	-	45,000
180-03120-677 SEWER - OPER. SUPPLY	-	-	-	-	-
180-08250-835 INTEREST EXPENSE	60,418	-	-	-	-
180-10000-835 TRANSFERS IN / OUT	(55,770)	-	-	-	-
<b>TOTAL OTHER SER. AND CHARGES</b>	<b>224,720</b>	<b>164,619</b>	<b>158,612</b>	<b>-</b>	<b>172,805</b>

**CAPITAL OUTLAY**

180-06100-835 MACHINERY & EQUIPMENT 5000+	-	-	-	-	-
180-06101-835 MACHINERY & EQUIPMENT 0-4999.99	-	4,449	4,449	-	4,449
<b>TOTAL CAPITAL OUTLAY</b>	<b>-</b>	<b>4,449</b>	<b>4,449</b>	<b>-</b>	<b>4,449</b>
<b>TOTAL UTILITY DEPT</b>	<b>567,871</b>	<b>675,659</b>	<b>603,840</b>	<b>-</b>	<b>722,863</b>

**COUNTY OF MAVERICK**  
**AIRPORT FUND (200)**  
**2022 - 2023 ADOPTED (UNAUDITED / UNADJUSTED / NOT GAAP)**

2 F/T EMPLOYEES

20-21 ACTUAL	21-22 BUDGETED as of 6.30.22	PRO-FORMA ENDING 9.30.22 as of 6.30.22	REQUESTED 22-23	ADOPTED 22-23
-----------------	------------------------------------	--	--------------------	------------------

**200: AIRPORT FUND**

**REVENUES**

200-01009-300 ESTIMATED SURPLUS AS OF 9.30.2022	-	1,130,000	139,924	-	960,000
200-01000-300 BUDGET AMENDMENT REVENUE	-	-	-	-	-
200-03100-300 SALE OF ASSETS	-	-	-	-	-
200-03120-300 PRINCIPAL PAYMENT	-	-	-	-	-
200-03061-300 HANGER FEES REVENUE	6,300	4,000	5,000	-	4,000
200-03110-300 MAV. CO. ALLOCATION	-	-	-	-	-
200-03160-300 OTHER	-	-	-	-	-
200-08271-300 TRANSFER IN-INTERFUND	-	-	-	-	-
TRANSFER IN R&B	-	-	-	-	-
200-08270-300 TRANSFER IN - GF PAYMENT	-	-	-	-	-
200-08020-300 INTEREST EARNED	0	-	1,605	-	-
<b>TOTAL AIRPORT REVENUS</b>	<b>6,300</b>	<b>1,134,000</b>	<b>146,529</b>	<b>-</b>	<b>964,000</b>

**EXPENDITURES**

**PERSONNEL SERVICES**

200-01140-870 CUSTODIANS	47,068	78,751	68,726	-	95,160
200-01045-870 OVERTIME	-	-	-	-	-
200-04119-870 GASB 68 PAYROLL EXPENSE	-	-	-	-	-
200-02051-870 LONGEVITY	1,980	720	720	-	924
200-02000-870 FRINGE BENEFITS	24,837	44,720	38,076	-	48,897
<b>TOTAL PERSONNEL SERVICES</b>	<b>73,886</b>	<b>124,191</b>	<b>107,522</b>	<b>-</b>	<b>144,981</b>

**SUPPLIES**

200-03100-870 OFFICE SUPPLIES	-	-	-	-	-
200-03110-870 POSTAGE	-	-	-	-	-
200-03120-870 OPERATING SUPPLIES	11,123	15,632	12,402	-	16,012
<b>TOTAL SUPPLIES</b>	<b>11,123</b>	<b>15,632</b>	<b>12,402</b>	<b>-</b>	<b>16,012</b>

**OTHER SERVICES AND CHARGES**


200-04120-870 PROFESSIONAL SERVICES	-	-	-	-	-
200-04200-870 UTILITIES ( TELEPHONE)	-	-	-	-	-
200-04222-870 TELEPHONE	-	-	-	-	-
200-04223-870 CEL PHONES	210	1,080	935	-	1,080
200-04224-870 UTILITIES (ELECTRICTY)	3,527	6,000	5,547	-	6,000
200-04226-870 WATER	2,865	3,000	2,489	-	3,000
200-04264-870 MILEAGE	-	-	-	-	-
200-04350-870 LIABILITY INSURANCE	1,527	1,600	1,600	-	1,600
200-04405-870 VEHICLE LEASE PAYMENTS	-	-	-	-	-
200-04410-870 VEHICLE REPAIRS	-	-	-	-	-
200-04420-870 VEHICLE FUEL AND OIL	2,326	4,000	4,000	-	4,000
200-04520-870 REPAIRS AND MAINT	-	-	-	-	-
200-08200-870 PROPERTY INSURANCE	-	-	-	-	-
200-08270-870 OTHER - TRANSFERS OUT	-	4,800	-	-	-
200-08272-870 TRANSFERS OUT-MATCH	8,810	-	-	-	-
200-00000-870 AIRPORT FUND EXPENDITURES	1,569	973,697	12,033	-	787,327
200-10000-870 TRANSFERS IN / OUT	-	-	-	-	-
<b>TOTAL OTHER SER. AND CHARGES</b>	<b>20,834</b>	<b>994,177</b>	<b>26,605</b>	<b>-</b>	<b>803,007</b>

**CAPITAL OUTLAY**

200-06100-870 MACHINERY & EQUIPMENT 5000+	-	-	-	-	-
200-06101-870 MACHINERY & EQUIPMENT 0-4999.99	-	-	-	-	-
200-06130-870 BUILDING REPAIRS	-	-	-	-	-
200-06131-870 IMROVEMENTS	-	-	-	-	-
200-08250-870 INTEREST	-	-	-	-	-
200-09400-890 DEPRECIATION	3,334	-	-	-	-
<b>TOTAL CAPITAL OUTLAY</b>	<b>3,334</b>	<b>-</b>	<b>-</b>	<b>-</b>	<b>-</b>
<b>TOTAL AIRPORT EXPENSES</b>	<b>109,176</b>	<b>1,134,000</b>	<b>146,529</b>	<b>-</b>	<b>964,000</b>

**COUNTY OF MAVERICK  
HEALTH DEPARTMENT (240)  
2022 - 2023 ADOPTED (UNAUDITED / UNADJUSTED / NOT GAAP)**

	20-21 ACTUAL	21-22 BUDGETED as of 6.30.22	PRO-FORMA ENDING 9.30.22 as of 6.30.22	REQUESTED 22-23	ADOPTED 22-23
<b><u>240:HEALTH DEPARTMENT</u></b>					
BANK BALANCE	-	-	-	-	-
<b><u>REVENUES</u></b>					
ESTIMATED SURPLUS AS OF 9.30.2022	-	-	-	-	-
TEXAS DEPARTMENT OF HEALTH	-	-	-	-	-
240-04100-300 MAVERICK COUNTY GENERAL FUND	-	-	-	-	-
240-07120-300 CITY OF EAGLE PASS	-	-	-	-	-
TOTAL DEPARTMENT REVENUES	-	-	-	-	-
<b><u>EXPENDITURES</u></b>					
<b><u>PERSONNEL SERVICES</u></b>					
240-01030-830 HEAD OF DEPARTMENT	-	-	-	-	-
240-01040-830 DEPUTIES AND ASSISTANTS	-	-	-	-	-
240-01045-830 OVERTIME	-	-	-	-	-
240-02000-830 FRINGE BENEFITS	-	-	-	-	-
TOTAL PERSONNEL SERVICES	-	-	-	-	-
<b><u>SUPPLIES</u></b>					
240-03100-830 OFFICE SUPPLIES	-	-	-	-	-
240-03110-830 POSTAGE	-	-	-	-	-
240-03120-830 OPERATING SUPPLIES	-	-	-	-	-
TOTAL SUPPLIES	-	-	-	-	-
<b><u>OTHER SERVICES AND CHARGES</u></b>					
240-04015-830 TRAINING	-	-	-	-	-
240-04200-830 UTILITIES ( TELEPHONE AND ELECTRICTIY)	-	-	-	-	-
240-04222-830 TELEPHONE	-	-	-	-	-
240-04224-830 ELECTRICITY	-	-	-	-	-
240-04226-830 WATER	-	-	-	-	-
240-04520-830 REPAIRS AND MAINTENANCE	-	-	-	-	-
240-04550-830 OTHER-RENTAL	-	-	-	-	-
240-04155-300 BANK FEES	-	-	-	-	-
240-08270-830 TRANSFER OUT	-	-	-	-	-
TOTAL OTHER SER. AND CHARGES	-	-	-	-	-
<b><u>CAPITAL OUTLAY</u></b>					
240-06100-830 MACHINERY & EQUIPMENT 5000+	-	-	-	-	-
240-06101-830 MACHINERY & EQUIPMENT 0-4999.99	-	-	-	-	-
240-06130-830 BUILDING	-	-	-	-	-
TOTAL CAPITAL OUTLAY	-	-	-	-	-
TOTAL FUND EXPENDITURES	-	-	-	-	-



**COUNTY OF MAVERICK  
TECHNOLOGY FUND (267)  
2022 - 2023 ADOPTED (UNAUDITED / UNADJUSTED / NOT GAAP)**

20-21 ACTUAL	21-22 BUDGETED as of 6.30.22	PRO-FORMA ENDING 9.30.22 as of 6.30.22	REQUESTED 22-23	ADOPTED 22-23
-----------------	------------------------------------	--	--------------------	------------------

**267:TECHNOLOGY FEES**  
BANK BALANCE

REVENUES

267-01009-300 ESTIMATED SURPLUS AS OF 9.30.2022	-	15,000	14,186	-	814
267-01000-300 BUDGET AMENDMENT	-	-	-	-	-
267-03161-300 JUSTICE OF THE PEACE PRCT 1	-	-	-	-	-
267-03162-300 JUSTICE OF THE PEACE PRCT 2	-	-	-	-	-
267-03163-300 JUSTICE OF THE PEACE PRCT 3, PL1	-	-	-	-	-
267-03164-300 JUSTICE OF THE PEACE PRCT 3, PL2	-	-	-	-	-
267-03165-300 JUSTICE OF THE PEACE PRCT 4	-	-	-	-	-
267-03166-300 COLLECTION DEPT - TECH FEE	5,545	-	3,455	-	4,000
267-03167-300 COUNTY CLERK - TECH FEE	-	-	-	-	-
267-03168-300 DISTRICT CLERK- TECH FEE	264	-	20	-	-
267-08020-300 INTEREST	-	-	20	-	-
267-03180-300 OVER & SHORTAGE	8	6,000	8	-	-
<b>TOTAL FEES</b>	<b>5,817</b>	<b>21,000</b>	<b>17,669</b>	<b>-</b>	<b>4,814</b>

APPROPRIATIONS

267-03165-260 JUSTICE TECH FUND	24,857	6,628	6,628	-	4,814
267-06160-260 JP 1-CAPITAL EXPENDITURES-TRAVEL-EQUIP	881	1,236	1,236	-	-
267-06170-260 JP 2-CAPITAL EXPENDITURES-TRAVEL-EQUIP	6,458	8,746	5,804	-	-
267-06180-260 JP 3, PL 1-CAPITAL EXPENDITURES-TRAVEL-EQUIP	3,042	2,861	2,861	-	-
267-06185-260 JP 3, PL 2-CAPITAL EXPENDITURES-TRAVEL-EQUIP	1,105	1,064	1,064	-	-
267-06190-260 JP 4-CAPITAL EXPENDITURES-TRAVEL-EQUIP	3,145	460	-	-	-
267-06191-260 COLLECTION DEPT - TECH FEE	-	-	-	-	-
267-06192-260 DISTRICT CLERK	-	-	-	-	-
267-10000-260 TRANSFERS IN / OUT	-	-	-	-	-
267-04155-260 BANK FEES	72	5	75	-	-
267-00000-260 CONTINGENCIES	-	-	-	-	-
<b>TOTAL FUND EXPENDITURES</b>	<b>39,559</b>	<b>21,000</b>	<b>17,669</b>	<b>-</b>	<b>4,814</b>

**COUNTY OF MAVERICK  
DISTRICT CLERK RECORDS MANAGEMENT AND PRESERVATION FUND (F268)  
2022 - 2023 ADOPTED (UNAUDITED / UNADJUSTED / NOT GAAP)**

20-21 ACTUAL	21-22 BUDGETED	PRO-FORMA ENDING 9.30.22	REQUESTED 22-23	ADOPTED 22-23
	as of 6.30.22	as of 6.30.22		

**268: DISTRICT CLERK RECORDS MANAGEMENT AND PRESERVATION FUND**

BANK BALANCE

REVENUES

268-01009-300 ESTIMATED SURPLUS AS OF 9.30.2022	-	45,000			49,000
268-03170-300 DISTRICT CLERK RECORDS MANAGEMENT AND PRESERVATION REVENUE	6,735	6,000	4,016	-	4,000
268-08020-300 INTEREST	0	-	71	-	-
<b>TOTAL FEES</b>	<b>6,735</b>	<b>51,000</b>	<b>4,087</b>	<b>-</b>	<b>53,000</b>

SUPPLIES

268-03120-646 OPERATING SUPPLY	-	50,800	-	-	53,000
268-04155-646 BANK FEES	182	200	87	-	-
<b>TOTAL SUPPLIES</b>	<b>182</b>	<b>51,000</b>	<b>87</b>	<b>-</b>	<b>53,000</b>

CAPITAL OUTLAY

MACHINERY & EQUIPMENT 5000+	-	-	-	-	-
MACHINERY & EQUIPMENT 0-4999.99	-	-	-	-	-
<b>TOTAL CAPITAL OUTLAY</b>	<b>-</b>	<b>-</b>	<b>-</b>	<b>-</b>	<b>-</b>
<b>TOTAL FUND EXPENDITURES</b>	<b>182</b>	<b>51,000</b>	<b>87</b>	<b>-</b>	<b>53,000</b>

**Chapter 203 Fee  
District Clerk Records Management and Preservation Fund**

Statutes: Gov't Code §51.317(b)(4) and (5)

Ancillary funding statutes: Gov't code §101.0611(7) and (7-a)

Source: Filing fee in civil cases - varying amounts: Gov't Code §51.317(b)(4) (\$10) and (b)(5) (not to exceed \$10)

Note: The \$2.50 fee imposed on defendants convicted of an offense in district court was deleted in SB 346 (2019)

Controlled by: Commissioners Court

Purposes: To pay for specific records management and preservation, including for automation purposes, on approval by the commissioners court of a budget

**COUNTY OF MAVERICK  
COUNTY RECORDS MANAGEMENT AND PRESERVATION FUND (F269)  
2022 - 2023 ADOPTED (UNAUDITED / UNADJUSTED / NOT GAAP)**

20-21 ACTUAL	21-22 BUDGETED as of 6.30.22	PRO-FORMA ENDING 9.30.22 as of 6.30.22	REQUESTED 22-23	ADOPTED 22-23
-----------------	------------------------------------	--	--------------------	------------------

4 F/T EMPLOYEES

**269:RECORDS MANAGEMENT**

BANK BALANCE

**REVENUES**

269-01009-300 ESTIMATED SURPLUS AS OF 9.30.2022	-	90,000	45,471	-	44,529
269-01310-300 FUND BALANCE	-	-	-	-	-
269-03160-300 FEES	-	-	-	-	-
269-03192-300 TRANSFER IN - TO PAY OFF DUE FROM GF LIABILITY	-	-	-	-	-
269-03190-300 TRANSFER IN - GENERAL FUND MATCH	59,215	86,016	86,016	-	160,846
269-08262-300 TRANSFER IN - PAY OFF DUE	-	-	-	-	-
269-08020-300 INTEREST	0	-	78	-	-
269-03170-300 COUNTY REC MGMT & PRESERVATION	8,200	4,000	23,291	-	4,000

**TOTAL FEES**

67,415	180,016	154,856	-	209,375
--------	---------	---------	---	---------

**PERSONAL SERVICES**

269-01110-265 ASSISTANTS	91,245	102,857	94,419	-	126,880
269-01045-265 OVERTIME	-	-	-	-	-
269-02051-265 LONGEVITY	-	432	432	-	336
269-02000-265 FRINGE BENEFITS	46,427	57,409	44,886	-	59,559

**TOTAL PERSONAL SERVICES**

137,672	160,698	139,737	-	186,775
---------	---------	---------	---	---------

**SUPPLIES**

269-03120-265 OPERATING SUPPLY	6,376	6,659	4,061	-	7,000
--------------------------------	-------	-------	-------	---	-------

**TOTAL SUPPLIES**

6,376	6,659	4,061	-	7,000
-------	-------	-------	---	-------

**OTHER SERVICES & CHARGES**

269-04264-265 MILEAGE	-	1,600	-	-	1,600
269-04261-265 TRAVEL	-	-	-	-	-
269-04262-265 CONFERENCES	-	-	-	-	-
269-04155-265 BANK FEES	242	-	-	-	-
269-04520-265 REPAIRS & MAINTANCE	-	-	-	-	-
269-04525-265 MAINTENANCE CONTRACT	-	-	-	-	-
269-04550-265 RENTAL	-	-	-	-	-
269-10000-265 TRANSFERS IN /OUT	-	-	-	-	-
269-04580-265 LEASE AGREEMENT	-	-	-	-	-

**TOTAL OTHER SERVES & CHARGES**

242	1,600	-	-	1,600
-----	-------	---	---	-------

**CAPITAL OUTLAY**

269-06100-265 MACHINERY & EQUIPMENT 5000+	3,940	7,718	7,718	-	10,000
269-06101-265 MACHINERY & EQUIPMENT 0-4999.99	-	3,341	3,341	-	4,000

**TOTAL CAPITAL OUTLAY**

3,940	11,059	11,059	-	14,000
-------	--------	--------	---	--------

**TOTAL FUND EXPENDITURES**

148,230	180,016	154,856	-	209,375
---------	---------	---------	---	---------

**County Records Management and Preservation Fund**

Statutes: Local Gov't Code §§ 118.052(3)(G), 118.0546, 118.0645; Gov't Code §§ 51.317(b)(4) and (c) (1); see also Local Gov't Code §203.003(6)

Ancillary funding statutes: Gov't Code §101.0611(7) (District Court); Gov't Code §101.0814(4)(G) (Statutory County Court); Gov't Code §101.1013(4)(G) (Probate Court); Gov't Code §101.1214(4)(G)(County Court)

Source: Fee for filing civil case - \$5;

Controlled by: Commissioners Court

Purposes: Records management preservation or automation purposes in the county.

Note: The \$22.50 fee imposed on defendants convicted of an offense in county court, county court at law, or a district court was deleted in SB 346 (2019).

Limitations: Expenditures from the fund require prior approval of the commissioner court.

**COUNTY OF MAVERICK  
COUNTY AND DISTRICT CLERK TECHNOLOGY FUND (F270)  
2022 - 2023 ADOPTED (UNAUDITED / UNADJUSTED / NOT GAAP)**

20-21 ACTUAL	21-22 BUDGETED	PRO-FORMA ENDING 9.30.22	REQUESTED 22-23	ADOPTED 22-23
-----------------	-------------------	-----------------------------	--------------------	------------------

as of 6.30.22                      as of 6.30.22

**270: COUNTY AND DISTRICT CLERK TECHNOLOGY FUND**

BANK BALANCE

REVENUES

270-01009-300 ESTIMATED SURPLUS AS OF 9.30.2022	-	2,300	33	-	2,247
270-03167-300 TECHNOLOGY REVENUE - COUNTY	-	150	-	-	-
270-03168-300 TECHNOLOGY REVENUE - DISTRICT	179	150	39	-	40
270-08020-300 INTEREST	0	-	3	-	3
<b>TOTAL FEES</b>	<b>179</b>	<b>2,600</b>	<b>75</b>	<b>-</b>	<b>2,290</b>

SUPPLIES

270-04155-662 BANK FEES	72	-	75	-	-
TRAINING	-	-	-	-	-
LEASE AGREEMENT	-	-	-	-	-
270-03120-662 OPERATING SUPPLY	-	2,600	-	-	2,290
<b>TOTAL SUPPLIES</b>	<b>72</b>	<b>2,600</b>	<b>75</b>	<b>-</b>	<b>2,290</b>

CAPITAL OUTLAY

MACHINERY & EQUIPMENT 5000+	-	-	-	-	-
MACHINERY & EQUIPMENT 0-4999.99	-	-	-	-	-
<b>TOTAL CAPITAL OUTLAY</b>	<b>-</b>	<b>-</b>	<b>-</b>	<b>-</b>	<b>-</b>
<b>TOTAL FUND EXPENDITURES</b>	<b>72</b>	<b>2,600</b>	<b>75</b>	<b>-</b>	<b>2,290</b>

**COUNTY AND DISTRICT CLERK TECHNOLOGY FUND**

Statutes: Code crim. Proc. art. 102.0169

Ancillary funding statutes: Gov't Code §134.101, §134.102, §134.103

Source: Percentage, not less than 3.8095%, of \$105 local consolidated fee on conviction of felony, of \$123 local consolidated fee on conviction of Class A or B misdemeanor, or \$14 local consolidated fee on conviction of nojailable misdemeanor.

Controlled by: Commissioners Court

Purposes: To pay the cost of continuing education and training for county court, statutory county court, or district court judges and clerks regarding technological enhancements; purchase and maintenance of technological enhancements including: computer systems, networks, hardware and software; imaging systems; electronic kiosks; and docket management systems.

**COUNTY OF MAVERICK  
COURTHOUSE SECURITY FUND (271)  
2022 - 2023 ADOPTED (UNAUDITED / UNADJUSTED / NOT GAAP)**

20-21 ACTUAL	21-22 BUDGETED	PRO-FORMA ENDING 9.30.22	REQUESTED 22-23	ADOPTED 22-23
-----------------	-------------------	-----------------------------	--------------------	------------------

as of 6.30.22                      as of 6.30.22

**271: COURTHOUSE SECURITY FUND**  
BANK BALANCE

**REVENUES**

271-01009-300 ESTIMATED SURPLUS AS OF 9.30.2022	-	140,000	-	172,750
271-03100-300 COURTHOUSE SEC.REV	7,087	7,500	15,777	7,500
271-03160-300 JUSTICE COURT BUILDING SECURITY	28,699	28,000	31,643	28,000
271-08275-300 TRANSFER IN	-	50,973	-	-
271-0802-300 INTEREST	0	-	-	-
271-03180-310 OVERAGE & SHORTAGE	(10)	-	220	-

**TOTAL FEES**                      35,776                      226,473                      47,641                      -                      208,250

**APPROPRIATIONS**

271-04155-270 BANK FEES	72	-	266	-	-
271-01085-270 SECURITY-COURTROOM BAILIFF	-	-	-	-	-
271-02000-270 FRN BEN.	-	-	-	-	-
271-04525-270 MAINTENANCE CONTRACT	-	-	-	-	-
271-03120-270 OPERATING	20,946	84,553	-	-	107,705
271-10000-270 TRANSFERS IN / OUT	-	-	-	-	-
271-06100-270 MACHINERY & EQUIPMENT 5000+	15,081	141,920	22,535	-	100,545
271-06101-270 MACHINERY & EQUIPMENT 0-4999.99	-	-	3,728	-	-

**TOTAL FUND EXPENDITURES**                      36,099                      226,473                      26,528                      -                      208,250

**TOTAL FUND EXPENDITURES**                      36,099                      226,473                      26,528                      -                      208,250

**COURTHOUSE SECURITY FUND**

Statutes: Local Gov't Code §291.008; Code Crim. Proc. §102.017

Ancillary funding statutes: Gov't Code §101.0615(2) and (3) (District Court Fees); Gov't Code §101.0814(7) and (8) (Statutory County Court Fees); Gov't Code §101.1214(6) and (7) (County Court Fees); Loc. Gov't Code §§134.101, 134.102, 134.103.

Source: Civil court fee not to exceed \$5 (optional, set by commissioners court) \$1 filing fee on any document not otherwise subject to security fee (mandatory if civil fee set by commissioners court).

Percentage, not less than 9.5238%, of the \$105 local consolidated fee on conviction of felony, 8.1301% of the \$123 local consolidated fee on conviction of Class A or B misdemeanor, or 35% of the \$14 local consolidated fee on conviction of nojailable misdemeanor.

Controlled by: Commissioners Court

Purposes: To pay for security personnel, services, and items related to a building housing a court, including: x-ray machine (purchase and repair); handheld and walkthrough metal detectors; identification cards and systems; electronic locking and surveillance equipment; video teleconferencing systems; signage; confiscated weapons inventory and tracking systems; locks, chains, alarms or similar security devices; bulletproof glass (purchase and repair); continuing education on security issues for court and security personnel; and warrant officers and related equipment.

**COUNTY OF MAVERICK  
CONSTRUCTION IN PROGRESS - WATER PLANT EXPANSION (F272)  
2022 - 2023 ADOPTED (UNAUDITED / UNADJUSTED / NOT GAAP)**

20-21 ACTUAL	21-22 BUDGETED as of 6.30.22	PRO-FORMA ENDING 9.30.22 as of 6.30.22	REQUESTED 22-23	ADOPTED 22-23
-----------------	------------------------------------	--	--------------------	------------------

**272 CONSTRUCTION IN PROGRESS - WATER PLANT EXPANSION**

**REVENUES**

ESTIMATED SURPLUS AS OF 9.30.2022	-	-	-	-
272-04281-300 AGENCY LOAN	-	-	-	-
272-05030-300 AGENCY GRANT	-	-	-	-
272-05035-300 ADDITIONAL GRANT	1,850,001	-	-	-
INTEREST RECEIVABLE - INVESTMENTS	-	-	-	-
INTEREST	-	-	-	-
APPROPRIATIONS-CAPITAL OUTLAY	-	-	-	-
OTHER FINANCING SOURCES - BOND PROCEEDS	-	-	-	-
OTHER FINANCING SOURCES - BOND PROCEEDS	-	-	-	-
272-08275-300 TRANSFER IN	-	-	-	-
OTHER	-	-	-	-
<b>TOTAL FEES</b>	<b>1,850,001</b>	-	-	-

**OTHER SERVICES AND CHARGES:**

272-04587-687 CONSTRUCTION	1,676,051	-	-	-
272-00000-687 CONTINGENCY	22,036	-	-	-
272-04127-687 ENGINEERING FEES: (\$368,850)	62,867	-	-	-
PRE	-	-	-	-
ENVIRONMENTAL REPORT	-	-	-	-
BASIC	-	-	-	-
STAKE/SURVEY/GEOTECH	-	-	-	-
ADDITIONAL SERVICES	-	-	-	-
272-04123-687 INSPECTIONS	74,048	-	-	-
272-04124-687 O&M MANUAL	15,000	-	-	-
272-04121-687 LEGAL FEES / BOND COUNSEL	-	-	-	-
272-08020-687 INTEREST DURING CONSTRUCTION	-	-	-	-
MOBILIZATION AND BONDS	-	-	-	-
WATER TREATMENT PLANT IMPROVEMENTS	-	-	-	-
CLEANUP, RESTORATION AND RETAINAGE	-	-	-	-
RESIDENT INSPECTION	-	-	-	-
CONSTRUCTION STAKING	-	-	-	-
GEOTECHNICAL MATERIAL TESTING	-	-	-	-
POST-CONSTRUCTION SERVICES	-	-	-	-
O&M MANUALS	-	-	-	-
SPECIAL ASSESMENT DEBT	-	-	-	-
272-08270-687 TRANSFERS OUT	-	-	-	-
APPROPRIATIONS TRANSFERS OUT	-	-	-	-
272-04155-687 BANK FEES	-	-	-	-
OPERATING	-	-	-	-
<b>TOTAL SUPPLIES</b>	<b>1,850,001</b>	-	-	-

**CAPITAL OUTLAY**

MACHINERY & EQUIPMENT 5000+	-	-	-	-
MACHINERY & EQUIPMENT 0-4999.99	-	-	-	-
<b>TOTAL CAPITAL OUTLAY</b>	-	-	-	-
<b>TOTAL FUND EXPENDITURES</b>	<b>1,850,001</b>	-	-	-

**COUNTY OF MAVERICK**  
**LANDFILL WASTE/CRIMINAL DETENTION (F280)**  
**2022 - 2023 ADOPTED (UNAUDITED / UNADJUSTED / NOT GAAP)**

20-21 ACTUAL	21-22 BUDGETED as of 6.30.22	PRO-FORMA ENDING 9.30.22 as of 6.30.22	REQUESTED 22-23	ADOPTED 22-23
-----------------	------------------------------------	--	--------------------	------------------

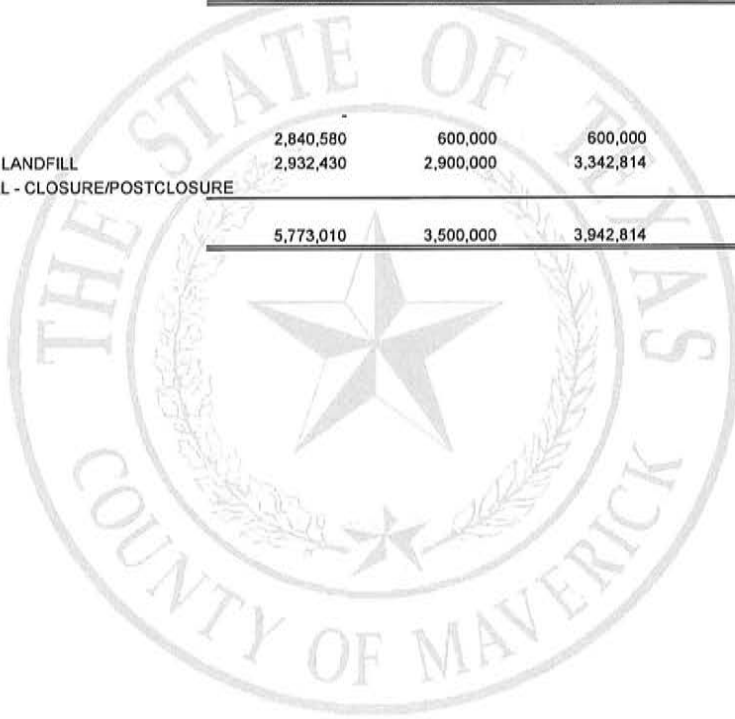
**280: LANDFILL WASTE / CRIMINAL DETENTION**

**REVENUES**

ESTIMATED SURPLUS AS OF 9.30.2022	-	-	-	-
280-02015-300 ADDITIONAL SALES TAX REVENUE	2,932,430	2,900,000	3,341,974	2,900,000
280-08020-300 INTEREST	383	-	840	-
OTHER	-	-	-	-
TRANSFER IN - TO OFFSET DUE FROM GF RECEIVAE	-	600,000	600,000	600,000
<b>TOTAL REVENUE FEES</b>	<b>2,932,813</b>	<b>3,500,000</b>	<b>3,942,814</b>	<b>3,500,000</b>

**EXPENDITURES**

OPERATING	-	-	-	-
280-08269-930 TRANSFER OUT	2,840,580	600,000	600,000	600,000
280-08275-930 TRANS TO OPERATION OF LANDFILL	2,932,430	2,900,000	3,342,814	2,900,000
TRANSFER OUT TO LANFILL - CLOSURE/POSTCLOSURE	-	-	-	-
<b>TOTAL EXPENDITURES</b>	<b>5,773,010</b>	<b>3,500,000</b>	<b>3,942,814</b>	<b>3,500,000</b>



**COUNTY OF MAVERICK  
 INTEREST AND SINKING FUND (293)  
 2022 - 2023 ADOPTED (UNAUDITED / UNADJUSTED / NOT GAAP)**

20-21 ACTUAL	21-22 BUDGETED as of 6.30.22	PRO-FORMA ENDING 9.30.22 as of 6.30.22	REQUESTED 22-23	ADOPTED 22-23
-----------------	------------------------------------	--	--------------------	------------------

**293:INTEREST AND SINKING  
 REVENUES**

293-01100-300 CURRENT TAXES	3,527,294	4,104,100	4,098,172	-	3,947,905
293-01119-300 ISSUANCE OF BONDS	-	-	2,019	-	-
293-01200-300 DELINQUENT	-	-	-	-	-
293-01300-300 PENALTY & INTEREST	-	-	-	-	-
293-01305-300 OTHER	-	-	-	-	-
293-01310-300 PRIOR BAL	-	-	-	-	-
293-01350-300 DISCOUNT	-	-	-	-	-
293-08275-310 TRANSFER IN GENERAL FUND	-	1,902	-	-	-
293-01320-300 TRANS. IN LANDFILL	-	-	-	-	-
293-03160-300 TIPPING FEES LANDFILL AUTHORITY	-	-	-	-	-
293-03312-300 MISC. REVENUE	-	-	-	-	-
293-08020-300 INTEREST	1,808	-	2,021	-	-
293-08275-300 TRANSFER-IN ADD SALES TAX	-	-	-	-	-
TRANSFER IN	-	-	-	-	-
FUND BALANCE TO PAY CELL 3	-	-	-	-	-
293-01306-300 FUND BALANCE PREVIOUS YEARS	-	615,590	306,290	-	457,501
<b>TOTAL DEPARTMENT REVENUES</b>	<b>3,529,102</b>	<b>4,721,592</b>	<b>4,408,502</b>	<b>-</b>	<b>4,405,406</b>

**EXPENDITURES**

**CAPITAL OUTLAY**

293-03120-920 OPERATING	-	-	-	-	-
293-08250-920 INTEREST	1,071,374	1,230,953	1,230,953	-	1,086,930
293-09168-920 NEW TAN	-	-	-	-	-
293-09170-920 PRINCIPAL	2,335,000	2,814,000	2,814,000	-	2,958,000
293-04155-870 BANK FEES	-	-	-	-	-
293-09175-920 FEES	1,558	3,050	3,050	-	3,000
293-08251-920 CATERPILLAR LEASE - INTEREST	30,452	2,728	2,728	-	-
293-09171-920 CATERPILLAR LEASE - PRINCIPAL	325,668	357,771	357,771	-	-
293-10000-920 TRANSFERS IN / OUT	55,770	-	-	-	-
<b>TOTAL FUND EXPENDITURES</b>	<b>3,819,822</b>	<b>4,408,502</b>	<b>4,408,502</b>	<b>-</b>	<b>4,047,930</b>

		PRINCIPAL	INTEREST	TOTAL
COO SERIES 2021	3/1/2023	365,000	54,763	471,076
	9/1/2023	-	51,314	-
LTRB SERIES 2021	3/1/2023	51,000	6,920	64,282
	9/1/2023	-	6,362	-
WATERPLANT 2019	3/1/2023	32,000	27,459	86,478
	9/1/2023	-	27,019	-
LTRB SERIES 2020A	3/1/2023	185,000	320,638	822,050
	9/1/2023	-	316,213	-
LTRB SERIES 2016	3/1/2023	870,000	30,450	906,450
	9/1/2023	-	-	-
TAXNOTE SERIES 2011	3/1/2023	595,000	57,263	696,138
	9/1/2023	-	43,875	-
TAXNOTE SERIES 2011	3/1/2023	595,000	23,111	629,858
	9/1/2023	-	11,747	-
COO SERIES 2020	3/1/2023	265,000	56,118	374,599
	9/1/2023	-	53,481	-
		<b>2,958,000</b>	<b>1,086,930</b>	<b>4,014,930</b>

**COUNTY OF MAVERICK**  
**TAX NOTES 2019 (F338)**  
**2022 - 2023 ADOPTED (UNAUDITED / UNADJUSTED / NOT GAAP)**

	20-21 ACTUAL	21-22 BUDGETED as of 6.30.22	PRO-FORMA ENDING 9.30.22 as of 6.30.22	REQUESTED 22-23	ADOPTED 22-23
<b>338: TAX NOTES 2019</b>					
<b>REVENUES</b>					
338-01009-300 ESTIMATED SURPLUS AS OF 9.30.2022	-	24,320	-	-	24,460
338-01119-300 BOND REVENUE TAX CERT 2019	-	-	-	-	-
338-08275-300 TRANSFER IN	-	-	-	-	-
338-08275-300 INTEREST	0	-	37	-	37
TOTAL REVENUE FEES	0	24,320	37	-	24,497

**EXPENDITURES**

338-04575-695-00 OPERATING	-	24,320	-	-	-
338-04575-695-01 STREET IMPROVEMENTS- CANAL ST	-	-	-	-	-
338-04575-695-02 STREET IMPROVEMENTS- CHULA VISTA	-	-	-	-	-
338-04575-695-03 STREET IMPROVEMENTS - CROSS CREEK DR	-	-	-	-	-
338-04575-695-04 STREET IMPROVEMENTS - FRICK ST	-	-	-	-	-
338-04575-695-05 STREET IMPROVEMENTS - IRMA MORALES	-	-	-	-	-
338-04575-695-06 STREET IMPROVEMENTS - RIVERA DR	-	-	-	-	-
338-04575-695-07 STREET IMPROVEMENTS - DESIRABLE ST	-	-	-	-	-
338-04575-695-08 STREET IMPROVEMENTS - HERRING ST	-	-	-	-	-
338-04575-695-09 STREET IMPROVEMENTS - SALINAS DR	-	-	-	-	-
338-04575-695-10 STREET IMPROVEMENTS - WEYRICH	-	-	-	-	-
338-04575-695-11 STREET IMPROVEMENTS - GRATEX	-	-	-	-	-
338-04575-695-12 STREET IMPROVEMENTS - MINERVA DR	-	-	-	-	-
338-04575-695-13 STREET IMPROVEMENTS - LAS QUINTAS BLVD	-	-	-	-	-
338-04575-695-14 STREET IMPROVEMENTS - RAMIREZ ST	-	-	-	-	-
338-04575-695-15 STREET IMPROVEMENTS - SANCHEZ ST	-	-	-	-	-
338-04575-695-16 STREET IMPROVEMENTS - RODRIGUEZ ST	-	-	-	-	-
338-04575-695-17 STREET IMPROVEMENTS - SECO ST	-	-	-	-	-
338-04575-695-18 STREET IMPROVEMENTS - GARCIA ST	-	-	-	-	-
338-04575-695-19	-	-	-	-	-
338-04575-695-20 STREET IMPROVEMENTS - RITCHIE RD	-	-	-	-	-
338-04575-695-21 STREET IMPROVEMENTS - BALCONES BLVD	-	-	-	-	-
338-04575-695-22 STREET IMPROVEMENTS - BECOS ST	-	-	-	-	-
338-04575-695-23 STREET IMPROVEMENTS - COMMISARY AVE	-	-	-	-	-
338-04575-695-24 STREET IMPROVEMENTS - CENIZO DR	-	-	-	-	-
338-04575-695-25 STREET IMPROVEMENTS - FRANCES GATE	-	-	-	-	-
338-04575-695-26 STREET IMPROVEMENTS - BARRERA ST	-	-	-	-	-
338-04575-695-27 STREET IMPROVEMENTS - DR. GATES	-	-	-	-	-
338-04575-695-28 STREET IMPROVEMENTS - NORTH CHURCH	-	-	-	-	-
338-04575-695-29 STREET IMPROVEMENTS - KIOSKO ST	-	-	-	-	-
338-04575-695-30 STREET IMPROVEMENTS - YUCCA CIR	-	-	-	-	-
338-04575-695-31 STREET IMPROVEMENTS - SPRINGWOOD DR	-	-	-	-	-
338-04575-695-32 STREET IMPROVEMENTS - WILD OAK DR	-	-	-	-	-
338-04575-695-33 STREET IMPROVEMENTS - RUELA DR	-	-	-	-	-
338-04575-695-34 STREET IMPROVEMENTS - KYPUROS RD	-	-	-	-	-
338-04575-695-35 STREET IMPROVEMENTS - DEER RUN BLVD	-	-	-	-	-
338-04575-695-36 STREET IMPROVEMENTS - EIDSON RD	353,594	-	-	-	-
338-04575-695-37 STREET IMPROVEMENTS - STEVENS LANE	3,318	-	-	-	-
338-04575-695-38 STREET IMPROVEMENTS - AZUCENA ST	13,419	-	-	-	-
338-04575-695-39 STREET IMPROVEMENTS - PASEO DR	20,790	-	-	-	-
338-04127-695 ENGINEERING SVCS	-	-	-	-	-
338-04155-695 BANK FEES	48	-	-	-	-
338-04975-695 ISSUANCE COST	-	-	-	-	-
338-06100-695 MACH & EQUIP 5000+	-	-	-	-	-
TRANSFER OUT	-	-	-	-	24,497
TOTAL EXPENDITURES	391,170	24,320	-	-	24,497

**COUNTY OF MAVERICK**  
**CERTIFICATE OF OBLIGATION SERIES 2021 (F339)**  
**2022 - 2023 ADOPTED (UNAUDITED / UNADJUSTED / NOT GAAP)**

20-21 ACTUAL	21-22 BUDGETED as of 6.30.22	PRO-FORMA ENDING 9.30.22 as of 6.30.22	REQUESTED 22-23	ADOPTED 22-23
-----------------	------------------------------------	--	--------------------	------------------

**339: CERTIFICATE OF OBLIGATION SERIES 2021**

**REVENUES**

ESTIMATED SURPLUS AS OF 9.30.2022	-	4,542,978	-	2,432,175
339-01119-300 CERTIFICATE OF OBLIGATION REVENUE	6,150,000	-	1,950	-
339-08275-300 TRANSFER IN	0	-	-	-
339-08020-300 INTEREST	710	-	5,621	5,500
OTHER	-	-	-	-
<b>TOTAL REVENUE FEES</b>	<b>6,150,710</b>	<b>4,542,978</b>	<b>7,571</b>	<b>2,437,675</b>

**EXPENDITURES**

339-45750-695-00 STREET IMPROVEMENTS	-	2,079,528	-	558,756
339-45752-695-01 C/T S2021 - STREET IMPROVEMENT - WINDCHESTER	-	-	-	-
339-45751-695-00 C/T S2021 - STREET IMPROVEMENT PCT1	-	24,754	24,754	-
339-45752-695-00 C/T S2021 - STREET IMPROVEMENT PCT2	-	-	-	-
339-45752-695-01 C/T S2021 - STREET IMPROVEMENT - CANAL ST	11,469	-	-	-
339-45752-695-02 C/T S2021 - STREET IMPROVEMENT - CHULA VISTA	77,460	-	-	-
339-45752-695-03 C/T S2021 - STREET IMPROVEMENT - CROSS CRK DF	93,242	-	-	-
339-45752-695-04 C/T S2021 - STREET IMPROVEMENT - FRICK ST	16,799	-	-	-
339-45752-695-05 C/T S2021 - STREET IMPROVEMENT - IRMA MORALES	19,623	-	-	-
339-45752-695-05 C/T S2021 - STREET IMPROVEMENT - RIVERA DR	6,877	-	-	-
339-45752-695-07 C/T S2021 - STREET IMPROVEMENT - DESIRABLE ST	-	99,528	98,528	-
339-45752-695-08 C/T S2021 - STREET IMPROVEMENT - HERRING ST	-	46,806	46,806	-
339-45752-695-09 C/T S2021 - STREET IMPROVEMENT - SALINAS DR	-	178,107	178,107	-
339-45752-695-10 C/T S2021 - STREET IMPROVEMENT - WEYRICH	-	300,089	300,089	-
339-45754-695-12 C/T S2021 - STREET IMPROVEMENT - MINERVA DR	-	91,073	91,073	-
339-45754-695-13 C/T S2021 - STREET IMPROVEMENT - LAS QUINTAS E	-	38,829	38,829	-
339-45754-695-14 C/T S2021 - STREET IMPROVEMENT - RAMIREZ ST	-	111,269	111,269	-
339-45754-695-15 C/T S2021 - STREET IMPROVEMENT - SANCHEZ ST	-	64,634	64,634	-
339-45753-695-16 C/T S2021 - STREET IMPROVEMENT - RODRIGUEZ ST	-	7,083	7,084	-
339-45753-695-17 C/T S2021 - STREET IMPROVEMENT - SECO ST	-	7,083	7,084	-
339-45753-695-18 C/T S2021 - STREET IMPROVEMENT - GARCIA ST	-	23,022	23,022	-
339-45753-695-19 C/T S2021 - STREET IMPROVEMENT - GONZALEZ ST	-	20,210	20,210	-
339-45753-695-20 C/T S2021 - STREET IMPROVEMENT - RITCHIE RD	-	43,761	43,761	-
339-45753-695-21 C/T S2021 - STREET IMPROVEMENT - BALCONES BLV	-	25,246	25,246	-
339-45753-695-22 C/T S2021 - STREET IMPROVEMENT - BECOS	-	19,034	19,034	-
339-45753-695-23 C/T S2021 - STREET IMPROVEMENT - COMMISARY A'	-	17,614	17,614	-
339-45753-695-24 C/T S2021 - STREET IMPROVEMENT - CENIZO DR	-	70,731	70,731	-
339-45751-695-25 C/T S2021 - STREET IMPROVEMENT - FRANCES GATI	-	137,707	137,707	-
339-45751-695-25 C/T S2021 - STREET IMPROVEMENT - BARRERA ST	-	182,012	182,012	-
339-45751-695-27 C/T S2021 - STREET IMPROVEMENT - DR GATES	-	40,918	40,918	-
339-45754-695-28 C/T S2021 - STREET IMPROVEMENT - NORTH CHURC	-	44,195	44,195	-
339-45753-695-29 C/T S2021 - STREET IMPROVEMENT - KIOSKO ST	-	161,502	161,502	-
339-45753-695-00 C/T S2021 - STREET IMPROVEMENT PCT3	-	4,715	4,715	-
339-45754-695-00 C/T S2021 - STREET IMPROVEMENT PCT4	-	-	-	-
339-45921-695 STREET UTILITY PCT 1	-	14,609	14,609	-
339-04584-695 PROPERTY ACQUISITION	1,240,428	-	-	-
339-04520-695 REPAIRS AND MAINTENANCE	-	122,533	28,436	322,533
339-04430-695 COMM RADIOS	-	21,781	-	21,781
339-04020-695 UNIFORMS	-	22,956	16,842	22,956
339-04975-695 ISSUANCE COST	141,836	-	-	-
339-06131-695 IMPROVEMENTS	-	20,000	-	-
CONSTRUCTION - PCT 1	-	-	-	250,000
CONSTRUCTION - PCT 2	-	-	-	200,000
CONSTRUCTION - PCT 3	-	-	-	250,000
339-04587-695 CONSTRUCTION - AMPHI	-	-	-	310,000
339-04155-695 BANK FEES	-	-	-	-
MACH & EQUIP 0-4999	-	212,300	11,050	212,300
MACH & EQUIP 5000+	-	289,349	289,513	289,349
TRANSFER OUT	-	-	-	-
<b>TOTAL EXPENDITURES</b>	<b>1,607,732</b>	<b>4,542,978</b>	<b>2,118,374</b>	<b>2,437,675</b>

COUNTY OF MAVERICK  
 LBSP (389)  
 2022 - 2023 ADOPTED (UNAUDITED / UNADJUSTED / NOT GAAP)

20-21 ACTUAL	21-22 BUDGETED as of 6.30.22	PRO-FORMA ENDING 9.30.22 as of 6.30.22	REQUESTED 22-23	ADOPTED 22-23
-----------------	------------------------------------	--	--------------------	------------------

389: LBSP

REVENUES


ESTIMATED SURPLUS AS OF 9.30.2022			33,631		5,637
389-05100-300 MAVERICK COUNTY MATCH	26,282	-	-	-	-
389-08020-300 INTEREST	0	-	38	-	-
389-08271-300 TRANSFER IN	476	-	32,825	-	24,845
389-08975-300 LSBP G#3149804	-	-	-	-	-
389-08976-300 LSBP G#3149805	16,333	-	-	-	-
389-08977-300 REVENUE G#3149807	1,465	-	10,710	-	21,000
<b>TOTAL REVENUE FEES</b>	<b>44,557</b>	<b>-</b>	<b>77,205</b>	<b>-</b>	<b>51,482</b>

PERSONAL SERVICES

389-01040-953/972 DEPUTY	31,827	-	33,354	-	34,483
389-01045-953/972 OVERTIME	-	-	-	-	-
389-02051-953/972 LONGEVITY	-	-	-	-	287
389-02000-953/972 FRINGE BENEFITS	13,853	-	15,175	-	16,712
<b>TOTAL PERSONAL SERVICES</b>	<b>45,680</b>	<b>-</b>	<b>48,530</b>	<b>-</b>	<b>51,482</b>

<b>TOTAL EXPENDITURES</b>	<b>45,680</b>	<b>-</b>	<b>48,530</b>	<b>-</b>	<b>51,482</b>
---------------------------	---------------	----------	---------------	----------	---------------

(0)



**COUNTY OF MAVERICK**  
**CDBG ST. IMPROVEMENT G#7217299 (F407)**  
**2022 - 2023 ADOPTED (UNAUDITED / UNADJUSTED / NOT GAAP)**

20-21 ACTUAL	21-22 BUDGETED as of 6.30.22	PRO-FORMA ENDING 9.30.22 as of 6.30.22	REQUESTED 22-23	ADOPTED 22-23
-----------------	------------------------------------	--	--------------------	------------------

**407: CDBG ST. IMPROVEMENT G#7217299**

<b>BANK BALANCE</b>				-
<b>REVENUES</b>				-
407-01009-300 ESTIMATED SURPLUS AS OF 9.30.2022	-	-	-	-
407-03160-300 MAVERICK COUNTY MATCH	-	-	-	-
407-04100-300 TRANSFER IN	-	-	-	-
407-05030-300 G7217299 REVENUE	-	-	-	-
<b>TOTAL FEES</b>	-	-	-	-
<b>SUPPLIES</b>				
OPERATING SUPPLY				
407-04155-682 BANK CHARGES	5	-	-	-
<b>TOTAL SUPPLIES</b>	5	-	-	-
<b>OTHER SERVICES &amp; CHARGES</b>				
407-04575-682 STREET IMPROVEMENTS - CONSTRUCTION	-	-	-	-
STREET IMPROVEMENTS - CONSTRUCTION - COUNT	-	-	-	-
407-04560-682 STREET IMPROVEMENTS - ENGINEERING	-	-	-	-
407-04999-682 GENERAL PROGRAM ADMINISTRATION	-	-	-	-
407-04127-682 ENGINEERING SERVICES	-	-	-	-
IN KIND MATCH - PAYROLL	-	-	-	-
IN KIND MATCH - MATERIAL	-	-	-	-
IN KIND MATCH - LAND	-	-	-	-
407-08270-682 TRANSFER OUT	-	-	-	-
<b>CAPITAL OUTLAY</b>				
MACHINERY & EQUIPMENT 5000+	-	-	-	-
MACHINERY & EQUIPMENT 0-4999.99	-	-	-	-
<b>TOTAL CAPITAL OUTLAY</b>	-	-	-	-
<b>TOTAL FUND EXPENDITURES</b>	5	-	-	-

**COUNTY OF MAVERICK**  
**COLONIAL GRANT #7218065 (F408)**  
**2022 - 2023 ADOPTED (UNAUDITED / UNADJUSTED / NOT GAAP)**

20-21 ACTUAL	21-22 BUDGETED as of 6.30.22	PRO-FORMA ENDING 9.30.22 as of 6.30.22	REQUESTED 22-23	ADOPTED 22-23
-----------------	------------------------------------	--	--------------------	------------------

**408: COLONIAL GRANT #7218065**

BANK BALANCE

REVENUES

408-01009-300 ESTIMATED SURPLUS AS OF 9.30.2022	-	34,402	69,050	-	79,899
408-04100-300 TRANSFER IN	3,085	10,720	10,720	-	-
408-05030-300 G#7218065 REVENUE	39,155	272,413	-	-	-
408-08020-300 INTEREST	-	-	129	-	-
<b>TOTAL FEES</b>	<b>42,240</b>	<b>317,535</b>	<b>79,899</b>	<b>-</b>	<b>79,899</b>

SUPPLIES

OPERATING SUPPLY	-	-	-	-	-
408-04155-683 BANK CHARGES	10	-	-	-	-
<b>TOTAL SUPPLIES</b>	<b>10</b>	<b>-</b>	<b>-</b>	<b>-</b>	<b>-</b>

OTHER SERVICES & CHARGES

408-04576-683 SEWER IMPROVEMENTS - CONSTRUCTION	20,835	249,365	-	-	22,449
408-04127-683 SEWER IMPROVEMENTS - ENGINEERING	18,680	25,420	-	-	14,700
408-04999-683 GENERAL PROGRAM ADMINISTRATION	-	42,750	-	-	42,750
408-04595-683 REHAB: SINGLE UNIT SEWER SERVICE CONSTRUCT	-	-	-	-	-
TRANSFER OUT	-	-	-	-	-
<b>TOTAL OTHER SERVICES &amp; CHARGES</b>	<b>39,515</b>	<b>317,535</b>	<b>-</b>	<b>-</b>	<b>79,899</b>

CAPITAL OUTLAY

MACHINERY & EQUIPMENT 5000+	-	-	-	-	-
MACHINERY & EQUIPMENT 0-4999.99	-	-	-	-	-
<b>TOTAL CAPITAL OUTLAY</b>	<b>-</b>	<b>-</b>	<b>-</b>	<b>-</b>	<b>-</b>
<b>TOTAL FUND EXPENDITURES</b>	<b>39,525</b>	<b>317,535</b>	<b>-</b>	<b>-</b>	<b>79,899</b>

(0)

**COUNTY OF MAVERICK**  
**ZIKA PROJECT (F411)**  
**2022 - 2023 ADOPTED (UNAUDITED / UNADJUSTED / NOT GAAP)**

20-21 ACTUAL	21-22 BUDGETED as of 6.30.22	PRO-FORMA ENDING 9.30.22 as of 6.30.22	REQUESTED 22-23	ADOPTED 22-23
-----------------	------------------------------------	--	--------------------	------------------

**411:ZIKA PROJECT**

**REVENUES**


ESTIMATED SURPLUS AS OF 9.30.2022	-	-	-	-
411-05030-300 ZIKA REVENUE	-	-	-	-
411-05031-300 ZIKA REVENUE 2020	-	-	-	-
411-05032-300 ZIKA REVENUE 2021	-	-	-	-
411-08271-300 TRANSFER IN OTHER	-	-	-	-
<b>TOTAL FEES</b>	<b>-</b>	<b>-</b>	<b>-</b>	<b>-</b>

**SUPPLIES**

411-01041-689 PERSONNEL	-	-	-	-
411-03120-689 OPERATING SUPPLY	-	-	-	-
411-03130-689 OTHER	-	-	-	-
411-04261-689 TRAVEL	-	-	-	-
411-04999-689 ADMIN	-	-	-	-
411-01041-932 PERSONNEL	-	-	-	-
411-03120-932 OPERATING SUPPLY	-	-	-	-
411-03130-932 OTHER	-	-	-	-
411-04261-932 TRAVEL	-	-	-	-
411-04999-932 ADMIN	-	-	-	-
411-08270-689 TRANSFER OUT BANK FEES	142,841	-	-	-
<b>TOTAL SUPPLIES</b>	<b>142,841</b>	<b>-</b>	<b>-</b>	<b>-</b>

**CAPITAL OUTLAY**

MACHINERY & EQUIPMENT 5000+	-	-	-	-
MACHINERY & EQUIPMENT 0-4999.99	-	-	-	-
<b>TOTAL CAPITAL OUTLAY</b>	<b>-</b>	<b>-</b>	<b>-</b>	<b>-</b>
<b>TOTAL FUND EXPENDITURES</b>	<b>142,841</b>	<b>-</b>	<b>-</b>	<b>-</b>



**COUNTY OF MAVERICK**  
**CDBG GRANT #7218115 (F412)**  
**2022 - 2023 ADOPTED (UNAUDITED / UNADJUSTED / NOT GAAP)**

20-21 ACTUAL	21-22 BUDGETED as of 6.30.22	PRO-FORMA ENDING 9.30.22 as of 6.30.22	REQUESTED 22-23	ADOPTED 22-23
-----------------	------------------------------------	--	--------------------	------------------

**412: CDBG GRANT G#7218115**

REVENUES

ESTIMATED SURPLUS AS OF 9.30.2022

412-08271-300 TRANSFER IN	343,361	-	-	-
412-05030-300 G# REVENUE	388,361	-	-	-
412-08020-300 INTEREST	0	-	-	-
412-04100-300 CDBG GRANT G#7218115 MATCH	-	-	-	-
<b>TOTAL FEES</b>	<b>731,722</b>	-	-	-

SUPPLIES

OPERATING SUPPLY

BANK CHARGES

TOTAL SUPPLIES

OTHER SERVICES & CHARGES

412-04126-933 SEWER IMPROVEMENTS - CONSTRUCTION	388,361	-	-	-
412-04127-933 SEWER IMPROVEMENTS - ENGINEERING	16,760	-	-	-
412-04999-933 GENERAL PROGRAM ADMINISTRATION	-	-	-	-
412-04595-933 REHAB: SINGLE UNIT SEWER SERVICE CONSTRUCT	-	-	-	-
TRANSFER OUT	-	-	-	-
<b>TOTAL OTHER SERVICES &amp; CHARGES</b>	<b>405,121</b>	-	-	-

CAPITAL OUTLAY

MACHINERY & EQUIPMENT 5000+

MACHINERY & EQUIPMENT 0-4999.99

TOTAL CAPITAL OUTLAY

TOTAL FUND EXPENDITURES

MACHINERY & EQUIPMENT 5000+	-	-	-	-
MACHINERY & EQUIPMENT 0-4999.99	-	-	-	-
<b>TOTAL CAPITAL OUTLAY</b>	<b>-</b>	<b>-</b>	<b>-</b>	<b>-</b>
<b>TOTAL FUND EXPENDITURES</b>	<b>405,121</b>	<b>-</b>	<b>-</b>	<b>-</b>

**COUNTY OF MAVERICK  
 SELF HELP CENTER (F413)  
 2022 - 2023 ADOPTED (UNAUDITED / UNADJUSTED / NOT GAAP)**

20-21 ACTUAL	21-22 BUDGETED	PRO-FORMA ENDING 9.30.22	REQUESTED 22-23	ADOPTED 22-23
-----------------	-------------------	-----------------------------	--------------------	------------------

as of 6.30.22

as of 6.30.22

**413: SELF HELP CENTER**

REVENUES

	ESTIMATED SURPLUS AS OF 9.30.2022	-	200,000	248,374	-	592,000
413-08275-300	TRANSFER IN	248,738	264,122	343,522	-	-
413-05030-300	SELF HELP CENTER REVENUE	319,117	-	449,222	-	-
413-08020-300	INTEREST	80	-	690	-	-
	<b>TOTAL REVENUES</b>	<b>567,935</b>	<b>464,122</b>	<b>1,041,808</b>	<b>-</b>	<b>592,000</b>

SUPPLIES:

	POSTAGE	-	-	-	-	-
413-03120-947	OPERATING SUPPLIES	-	13,385	2,610	-	-
	<b>TOTAL SUPPLIES</b>	<b>-</b>	<b>13,385</b>	<b>2,610</b>	<b>-</b>	<b>-</b>

OTHER SERVICES AND CHARGES:

	UTILITY	-	-	-	-	-
	PHONE	-	-	-	-	-
	ELECTRICITY	-	-	-	-	-
	WATER	-	-	-	-	-
	TRAVEL	-	-	-	-	-
413-04587-947	CONSTRUCTION	233,506	406,803	406,803	-	592,000
413-04525-947	MAINTENANCE CONTRACTS	320	480	206	-	-
413-04999-947	ADMINISTRATIVE	85,291	43,444	39,403	-	-
413-04155-947	BANK FEES	10	10	-	-	-
	TRANSFER OUT	-	-	-	-	-
	<b>TOTAL OTHER SERV. AND CHARGES</b>	<b>319,127</b>	<b>450,737</b>	<b>446,412</b>	<b>-</b>	<b>592,000</b>

CAPITAL OUTLAY

	MACHINERY & EQUIPMENT 5000+	-	-	-	-	-
413-06101-947	MACHINERY & EQUIPMENT 0-4999.99	-	-	-	-	-
	<b>TOTAL CAPITAL OUTLAY</b>	<b>-</b>	<b>-</b>	<b>-</b>	<b>-</b>	<b>-</b>
	<b>TOTAL FUND EXPENDITURES</b>	<b>319,127</b>	<b>464,122</b>	<b>449,022</b>	<b>-</b>	<b>592,000</b>

**COUNTY OF MAVERICK  
CORONAVIRUS RELIEF FUND (F414)  
2022 - 2023 ADOPTED (UNAUDITED / UNADJUSTED / NOT GAAP)**

20-21 ACTUAL	21-22 BUDGETED as of 6.30.22	PRO-FORMA ENDING 9.30.22 as of 6.30.22	REQUESTED 22-23	ADOPTED 22-23
-----------------	------------------------------------	--	--------------------	------------------

**414: CORONAVIRUS RELIEF FUND**

**REVENUES**

ESTIMATED SURPLUS AS OF 9.30.2022				
TRANSFER IN	-	-	-	-
414-05030-300 CORONAVIRUS RELIEF FUND REVENUE	1,317,448	-	-	-
414-03160-300 MAVERICK COUNTY REVENUE	-	-	-	-
<b>TOTAL REVENUES</b>	<b>1,317,448</b>	<b>-</b>	<b>-</b>	<b>-</b>

**EXPENDITURES**

**PERSONNEL SERVICES:**

414-01110-948 ASSISTANTS	-	-	-	-
414-01160-948 TASK FORCE OFFICER	-	-	-	-
414-01165-948 CONTACT TRACERS	-	-	-	-
414-01045-948 OVERTIME	-	-	-	-
414-01052-948 HAZARD PAY	-	-	-	-
414-01110-948 CRF ASSISTANTS	-	-	-	-
414-02020-948 FRINGE BENEFITS	-	-	-	-
<b>TOTAL PERSONNEL SERVICES</b>	<b>-</b>	<b>-</b>	<b>-</b>	<b>-</b>

**SUPPLIES:**


POSTAGE	-	-	-	-
OPERATING SUPPLIES	-	-	-	-
<b>TOTAL SUPPLIES</b>	<b>-</b>	<b>-</b>	<b>-</b>	<b>-</b>

**OTHER SERVICES AND CHARGES:**

414-00000-948 CRF EXPENDITURES	-	-	-	-
UTILITY	-	-	-	-
PHONE	-	-	-	-
ELECTRICITY	-	-	-	-
WATER	-	-	-	-
TRAVEL	-	-	-	-
REPAIRS AND MAINTENANCE BLDG	-	-	-	-
MAINTENANCE CONTRACTS	-	-	-	-
PROFESSIONAL SERVICES	-	-	-	-
414-08270-948 TRANSFER OUT	1,317,448	-	-	-
<b>TOTAL OTHER SERV. AND CHARGES</b>	<b>1,317,448</b>	<b>-</b>	<b>-</b>	<b>-</b>

**CAPITAL OUTLAY**

MACHINERY & EQUIPMENT 5000+	-	-	-	-
MACHINERY & EQUIPMENT 0-4999.99	-	-	-	-
<b>TOTAL CAPITAL OUTLAY</b>	<b>-</b>	<b>-</b>	<b>-</b>	<b>-</b>
<b>TOTAL FUND EXPENDITURES</b>	<b>1,317,448</b>	<b>-</b>	<b>-</b>	<b>-</b>



**COUNTY OF MAVERICK**  
**PUBLIC ASSISTANCE PROGRAM PA FUND (F415)**  
**2022 - 2023 ADOPTED (UNAUDITED / UNADJUSTED / NOT GAAP)**

20-21 ACTUAL	21-22 BUDGETED as of 6.30.22	PRO-FORMA ENDING 9.30.22 as of 6.30.22	REQUESTED 22-23	ADOPTED 22-23
-----------------	------------------------------------	--	--------------------	------------------

**415: PUBLIC ASSISTANCE PROGRAM (PA) FUND**

REVENUES

ESTIMATED SURPLUS AS OF 9.30.2022			409,580		408,398
415-04100-300 TRANSFER IN	326,189	100,000	-	-	-
415-05030-300 REVENUE	207,403	-	8,861	-	-
415-08020-300 INTEREST	0	-	203	-	-
415-03160-300 GENERAL FUND MATCH	-	-	-	-	-
<b>TOTAL REVENUES</b>	<b>533,592</b>	<b>100,000</b>	<b>418,644</b>	<b>-</b>	<b>408,398</b>

EXPENDITURES

PERSONNEL SERVICES:

415-01045-949 OVERTIME	11,743	-	-	-	-
415-01110-949 PA - ASSISTANTS	32,239	-	-	-	-
415-01160-949 PA - TASK FORCE OFFICERS	-	-	-	-	-
415-01165-949 PA- CONTACT TRACERS	-	-	-	-	-
TEMPORARY	-	-	-	-	-
415-02020-949 FRINGE BENEFITS	10,233	-	-	-	-
<b>TOTAL PERSONNEL SERVICES</b>	<b>54,215</b>	<b>-</b>	<b>-</b>	<b>-</b>	<b>-</b>

SUPPLIES:

POSTAGE	-	-	-	-	-
OPERATING SUPPLIES	-	-	-	-	-
<b>TOTAL SUPPLIES</b>	<b>-</b>	<b>-</b>	<b>-</b>	<b>-</b>	<b>-</b>

OTHER SERVICES AND CHARGES:

415-00000-949 PUBLIC ASSISTANCE EXPENDITURES	152,592	100,000	10,246	-	100,000
415-00000-965 WINTER STORM EXPENDITURES	1,059	-	-	-	-
PHONE	-	-	-	-	-
ELECTRICITY	-	-	-	-	-
WATER	-	-	-	-	-
TRAVEL	-	-	-	-	-
REPAIRS AND MAINTENANCE BLDG	-	-	-	-	-
MAINTENANCE CONTRACTS	-	-	-	-	-
PROFESSIONAL SERVICES	-	-	-	-	-
TRANSFER OUT	-	-	-	-	308,398
<b>TOTAL OTHER SERV. AND CHARGES</b>	<b>153,651</b>	<b>100,000</b>	<b>10,246</b>	<b>-</b>	<b>408,398</b>

CAPITAL OUTLAY

MACHINERY & EQUIPMENT 5000+	-	-	-	-	-
MACHINERY & EQUIPMENT 0-4999.99	-	-	-	-	-
<b>TOTAL CAPITAL OUTLAY</b>	<b>-</b>	<b>-</b>	<b>-</b>	<b>-</b>	<b>-</b>
<b>TOTAL FUND EXPENDITURES</b>	<b>207,866</b>	<b>100,000</b>	<b>10,246</b>	<b>-</b>	<b>408,398</b>

(0)

**COUNTY OF MAVERICK**  
**EMERGENCY SERVICES-SELF HELP (F416)**  
**2022 - 2023 ADOPTED (UNAUDITED / UNADJUSTED / NOT GAAP)**

20-21 ACTUAL	21-22 BUDGETED as of 6.30.22	PRO-FORMA ENDING 9.30.22 as of 6.30.22	REQUESTED 22-23	ADOPTED 22-23
-----------------	------------------------------------	--	--------------------	------------------

**416: EMERGENCY SERVICES-SELF HELP FUND**

**REVENUES**

ESTIMATED SURPLUS AS OF 9.30.2022			12,674		12,693
416-08271-300 TRANSFER IN	2,682	-	-	-	-
416-05030-300 COLONIAL GG	209,866	-	-	-	-
416-08020-300 INTEREST	0	-	19	-	19
<b>TOTAL REVENUES</b>	<b>212,548</b>	<b>-</b>	<b>12,693</b>	<b>-</b>	<b>12,712</b>

**SUPPLIES:**

POSTAGE	-	-	-	-	-
416-04155-950 BANK FEES	5	-	-	-	-
OPERATING SUPPLIES	-	-	-	-	-
<b>TOTAL SUPPLIES</b>	<b>5</b>	<b>-</b>	<b>-</b>	<b>-</b>	<b>-</b>

**OTHER SERVICES AND CHARGES:**

UTILITY	-	-	-	-	-
416-00000-950 EMERGENCY SERVICES EXPENDITURE	209,866	-	-	-	-
ELECTRICITY	-	-	-	-	-
WATER	-	-	-	-	-
TRAVEL	-	-	-	-	-
REPAIRS AND MAINTENANCE BLDG	-	-	-	-	-
MAINTENANCE CONTRACTS	-	-	-	-	-
PROFESSIONAL SERVICES	-	-	-	-	-
TRANSFER OUT	-	-	-	-	12,712
<b>TOTAL OTHER SERV. AND CHARGES</b>	<b>209,866</b>	<b>-</b>	<b>-</b>	<b>-</b>	<b>12,712</b>

**CAPITAL OUTLAY**

MACHINERY & EQUIPMENT 5000+	-	-	-	-	-
MACHINERY & EQUIPMENT 0-4999.99	-	-	-	-	-
<b>TOTAL CAPITAL OUTLAY</b>	<b>-</b>	<b>-</b>	<b>-</b>	<b>-</b>	<b>-</b>
<b>TOTAL FUND EXPENDITURES</b>	<b>209,871</b>	<b>-</b>	<b>-</b>	<b>-</b>	<b>12,712</b>

0

COUNTY OF MAVERICK  
PCT 4 SHERIFF SUBSTATION (F417)  
2022 - 2023 ADOPTED (UNAUDITED / UNADJUSTED / NOT GAAP)

20-21 ACTUAL	21-22 BUDGETED as of 6.30.22	PRO-FORMA ENDING 9.30.22 as of 6.30.22	REQUESTED 22-23	ADOPTED 22-23
-----------------	------------------------------------	--	--------------------	------------------

3 F/T VACANCIES

**417: PCT 4 SHERIFF SUBSTATION**

REVENUES

417-08275-300	TRANSFER IN	-	82,782	-	-	87,910
	REVENUE	-	-	-	-	-
	GENERAL FUND MATCH	-	-	-	-	-
	<b>TOTAL REVENUES</b>	-	<b>82,782</b>	-	-	<b>87,910</b>

PERSONNEL SERVICES:

417-01040-952	DEPUTIES	-	39,687	-	-	39,216
417-01130-952	SECRETARY	-	13,984	-	-	19,608
417-02050-952	FRINGE BENEFITS	-	29,111	-	-	29,086
	<b>TOTAL PERSONNEL SERVICES</b>	-	<b>82,782</b>	-	-	<b>87,910</b>

SUPPLIES:

	POSTAGE	-	-	-	-	-
	OPERATING SUPPLIES	-	-	-	-	-
	<b>TOTAL SUPPLIES</b>	-	-	-	-	-

OTHER SERVICES AND CHARGES:

	UTILITY	-	-	-	-	-
	PHONE	-	-	-	-	-
	ELECTRICITY	-	-	-	-	-
	WATER	-	-	-	-	-
	TRAVEL	-	-	-	-	-
	REPAIRS AND MAINTENANCE BLDG	-	-	-	-	-
	MAINTENANCE CONTRACTS	-	-	-	-	-
	PROFESSIONAL SERVICES	-	-	-	-	-
	TRANSFER OUT	-	-	-	-	-
	<b>TOTAL OTHER SERV. AND CHARGES</b>	-	-	-	-	-

CAPITAL OUTLAY

	MACHINERY & EQUIPMENT 5000+	-	-	-	-	-
	MACHINERY & EQUIPMENT 0-4999.99	-	-	-	-	-
	<b>TOTAL CAPITAL OUTLAY</b>	-	-	-	-	-

	<b>TOTAL FUND EXPENDITURES</b>	-	<b>82,782</b>	-	-	<b>87,910</b>
--	--------------------------------	---	---------------	---	---	---------------

COUNTY OF MAVERICK  
 CERT OF OBLIGATION SERIES 2020 (F418)  
 2022 - 2023 ADOPTED (UNAUDITED / UNADJUSTED / NOT GAAP)

	20-21 ACTUAL	21-22 BUDGETED as of 6.30.22	PRO-FORMA ENDING 9.30.22 as of 6.30.22	REQUESTED 22-23	ADOPTED 22-23
<b>418: CERT OF OBLIGATION SERIES 2020</b>					
<u>REVENUES</u>					
ESTIMATED SURPLUS AS OF 9.30.2022	-	3,700,000	3,609,718	-	329,635
418-08275-300 TRANSFER IN	-	304,000	304,000	-	-
418-01119-300 COB REVENUE SERIES 2020	6,150,000	-	-	-	-
418-08275-300 INTEREST	0	-	2,310	-	844
<b>TOTAL REVENUES</b>	<b>6,150,000</b>	<b>4,004,000</b>	<b>3,916,028</b>	<b>-</b>	<b>330,479</b>
<u>SUPPLIES</u>					
418-03120-954 OPERATING SUPPLY	-	130,538	129,744	-	-
418-04120-954 COB 2020 PROFESSIONAL SERVICES	-	89,985	72,789	-	-
418-04155-954 BANK CHARGES	5	-	-	-	-
<b>TOTAL SUPPLIES</b>	<b>5</b>	<b>220,523</b>	<b>202,533</b>	<b>-</b>	<b>-</b>
<u>OTHER SERVICES &amp; CHARGES</u>					
418-04587-954 CONSTRUCTION - AMPHITHEATER	1,225,374	2,252,478	1,947,516	-	330,479
418-04975-954 ISSUANCE COST	150,000	-	-	-	-
418-03120-954 OPERATING EXPENSE	311,104	-	-	-	-
418-04120-954 PROF SERVICE COB 2020	261,839	-	-	-	-
418-04120-954 PROF SERVICE - VETERANS BLVD	161,025	26,880	26,880	-	-
418-04123-954 INSPECTIONS - VETERANS BLVD	5,692	-	-	-	-
418-04587-954 CONSTRUCTION - VETERANS BLVD	638,112	1,420,707	1,346,053	-	-
PROFESSIONAL SERVICES	-	-	-	-	-
418-08270-954 TRANSFER OUT	590,888	-	-	-	-
<b>TOTAL OTHER SERVICES &amp; CHARGES</b>	<b>3,344,035</b>	<b>3,700,065</b>	<b>3,320,449</b>	<b>-</b>	<b>330,479</b>
<u>CAPITAL OUTLAY</u>					
418-06100-954 MACHINERY & EQUIPMENT 5000+	-	73,371	53,371	-	-
418-06101-954 MACHINERY & EQUIPMENT 0-4999.99	-	10,040	10,040	-	-
<b>TOTAL CAPITAL OUTLAY</b>	<b>-</b>	<b>83,412</b>	<b>63,412</b>	<b>-</b>	<b>-</b>
<b>TOTAL FUND EXPENDITURES</b>	<b>3,344,040</b>	<b>4,004,000</b>	<b>3,586,393</b>	<b>-</b>	<b>330,479</b>

(0)

COUNTY OF MAVERICK  
 CENTER FOR TECH & CIVIC LIFE(F419)  
 2022 - 2023 ADOPTED (UNAUDITED / UNADJUSTED / NOT GAAP)

20-21 ACTUAL	21-22 BUDGETED as of 6.30.22	PRO-FORMA ENDING 9.30.22 as of 6.30.22	REQUESTED 22-23	ADOPTED 22-23
-----------------	------------------------------------	--	--------------------	------------------

419: CENTER FOR TECH&CIVIC LIFE

REVENUES

419-03160-300 INTEREST	-	-	-	-
TRANSFER IN	-	-	-	-
419-05030-300 CENTER FOR CIVIC LIFE REVENUE	47,075	-	-	-
GENERAL FUND MATCH	-	-	-	-
<b>TOTAL REVENUES</b>	<b>47,075</b>	<b>-</b>	<b>-</b>	<b>-</b>

SUPPLIES

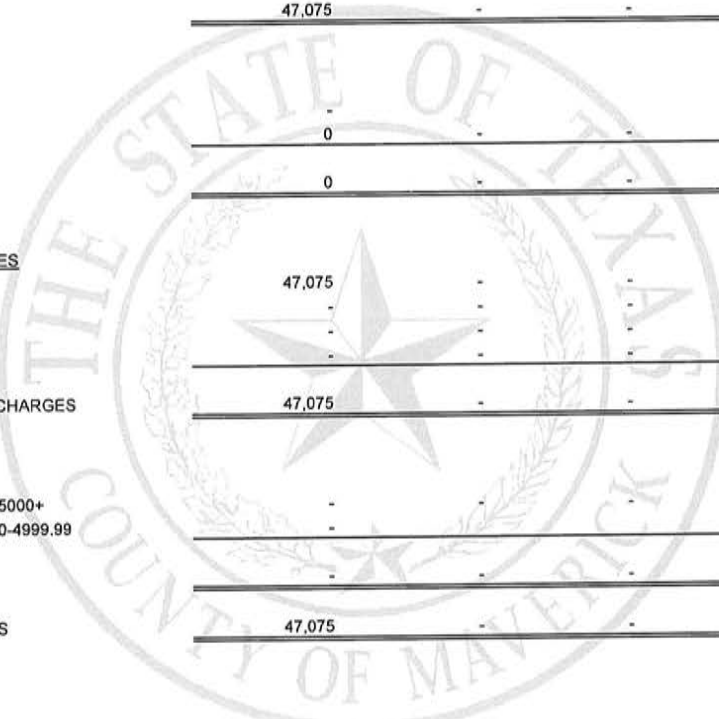
OPERATING SUPPLY	-	-	-	-
BANK CHARGES	0	-	-	-
<b>TOTAL SUPPLIES</b>	<b>0</b>	<b>-</b>	<b>-</b>	<b>-</b>

OTHER SERVICES & CHARGES

419-00000-956 CTCL EXPENDITURES	47,075	-	-	-
OPERATING EXPENSE	-	-	-	-
PROFESSIONAL SERVICES	-	-	-	-
TRANSFER OUT	-	-	-	-
<b>TOTAL OTHER SERVICES &amp; CHARGES</b>	<b>47,075</b>	<b>-</b>	<b>-</b>	<b>-</b>

CAPITAL OUTLAY

MACHINERY & EQUIPMENT 5000+	-	-	-	-
MACHINERY & EQUIPMENT 0-4999.99	-	-	-	-
<b>TOTAL CAPITAL OUTLAY</b>	<b>-</b>	<b>-</b>	<b>-</b>	<b>-</b>
<b>TOTAL FUND EXPENDITURES</b>	<b>47,075</b>	<b>-</b>	<b>-</b>	<b>-</b>



**COUNTY OF MAVERICK  
 COLONIAS GRANT (420)  
 2022 - 2023 ADOPTED (UNAUDITED / UNADJUSTED / NOT GAAP)**

20-21 ACTUAL	21-22 BUDGETED as of 6.30.22	PRO-FORMA ENDING 9.30.22 as of 6.30.22	REQUESTED 22-23	ADOPTED 22-23
-----------------	------------------------------------	--	--------------------	------------------

**420: COLONIAS GRANT**

**REVENUES**

ESTIMATED SURPLUS AS OF 9.30.2022	-	-	-	-
TRANSFER IN	-	-	-	-
420-05030-300 G#4153401 REVENUE	2,194	-	-	-
GENERAL FUND MATCH	-	-	-	-
<b>TOTAL REVENUES</b>	<b>2,194</b>	<b>-</b>	<b>-</b>	<b>-</b>

**SUPPLIES**


420-03120-957 OPERATING SUPPLY	2,194	-	-	-
420-04155-957 BANK CHARGES	-	-	-	-
<b>TOTAL SUPPLIES</b>	<b>2,194</b>	<b>-</b>	<b>-</b>	<b>-</b>

**OTHER SERVICES & CHARGES**

ENGINEERING FEES	-	-	-	-
SEWER IMPROVEMENTS	-	-	-	-
STREET IMPROVEMENTS	-	-	-	-
420-03120-957 OPERATING EXPENSE	-	-	-	-
PROFESSIONAL SERVICES	-	-	-	-
TRANSFER OUT	-	-	-	-
<b>TOTAL OTHER SERVICES &amp; CHARGES</b>	<b>-</b>	<b>-</b>	<b>-</b>	<b>-</b>

**CAPITAL OUTLAY**

MACHINERY & EQUIPMENT 5000+	-	-	-	-
MACHINERY & EQUIPMENT 0-4999.99	-	-	-	-
<b>TOTAL CAPITAL OUTLAY</b>	<b>-</b>	<b>-</b>	<b>-</b>	<b>-</b>
<b>TOTAL FUND EXPENDITURES</b>	<b>2,194</b>	<b>-</b>	<b>-</b>	<b>-</b>



**COUNTY OF MAVERICK**  
**SNAP ED HEALTHY COMMUNITITES (F422)**  
**2022 - 2023 ADOPTED (UNAUDITED / UNADJUSTED / NOT GAAP)**

20-21 ACTUAL	21-22 BUDGETED as of 6.30.22	PRO-FORMA ENDING 9.30.22 as of 6.30.22	REQUESTED 22-23	ADOPTED 22-23
-----------------	------------------------------------	--	--------------------	------------------

4 F/T EMPLOYEES

**422: SNAP - ED HEALTHY COMMUNITIES**

**REVENUES**

ESTIMATED SURPLUS AS OF 9.30.2022	-	63,685	63,685	-	80,988
422-08275-300 TRANSFER IN	297,610	152,075	152,075	-	-
422-05030-300 SNAP-ED HEALTHY COMM REVENUE	211,537	130,000	151,493	-	-
422-08020-300 INTEREST	1	-	368	-	-
<b>TOTAL REVENUES</b>	<b>509,148</b>	<b>345,760</b>	<b>367,621</b>	<b>-</b>	<b>80,988</b>

**PERSONNEL SERVICES:**

422-01166-961 COMMUNITY HEALTH WORKER	11,121	71,994	66,160	-	-
422-01167-961 COMMUNITY OUTREACH	11,457	45,000	41,552	-	-
422-01168-961 EVALUATION COORDINATOR LONGEVITY	15,779	58,005	55,793	-	-
422-02065-961 CELL ALLOWANCE	752	4,800	4,800	-	-
422-02010-961 FRINGE BENEFITS	10,588	73,468	64,897	-	-
<b>TOTAL PERSONNEL SERVICES</b>	<b>49,697</b>	<b>253,267</b>	<b>233,202</b>	<b>-</b>	<b>-</b>

**PERSONNEL SERVICES:**

422-01166-962 COMMUNITY HEALTH WORKER	-	-	-	-	-
422-01167-962 COMMUNITY OUTREACH	-	-	-	-	-
422-01168-962 EVALUATION COORDINATOR LONGEVITY	-	1,740	-	-	-
422-02050-962 FRINGE BENEFITS	-	786	786	-	-
422-02010-962 FRINGE BENEFITS	-	530	220	-	-
<b>TOTAL PERSONNEL SERVICES</b>	<b>-</b>	<b>3,056</b>	<b>1,006</b>	<b>-</b>	<b>-</b>

**SUPPLIES**

422-03120-961 OPERATING SUPPLY	26,043	-	12,141	-	-
422-04155-961 BANK CHARGES	15	87	-	-	-
<b>TOTAL SUPPLIES</b>	<b>26,058</b>	<b>87</b>	<b>12,141</b>	<b>-</b>	<b>-</b>

**OTHER SERVICES & CHARGES**

ENGINEERING FEES	-	-	-	-	-
422-04999-961 ADMIN	18,437	18,437	22,698	-	-
422-04015-961 TRAINING	11,783	23,727	16,725	-	-
422-04261-961 TRAVEL	-	4,000	-	-	-
422-03120-961 OPERATING EXPENSE	-	21,713	-	-	-
422-03130-961 OTHER	198	3,768	-	-	-
TRANSFER OUT	-	-	-	-	80,988
<b>TOTAL OTHER SERVICES &amp; CHARGES</b>	<b>30,417</b>	<b>71,644</b>	<b>39,423</b>	<b>-</b>	<b>80,988</b>

**CAPITAL OUTLAY**

422-06100-961 MACHINERY & EQUIPMENT 5000+	97,559	12,505	-	-	-
422-06101-961 MACHINERY & EQUIPMENT 0-4999.99	9,670	5,200	860	-	-
<b>TOTAL CAPITAL OUTLAY</b>	<b>107,229</b>	<b>17,705</b>	<b>860</b>	<b>-</b>	<b>-</b>
<b>TOTAL FUND EXPENDITURES</b>	<b>213,401</b>	<b>345,760</b>	<b>286,633</b>	<b>-</b>	<b>80,988</b>

0

**COUNTY OF MAVERICK**  
**CRIMINAL JUSTICE PRO G#4061501 (F423)**  
**2022 - 2023 ADOPTED (UNAUDITED / UNADJUSTED / NOT GAAP)**

20-21 ACTUAL	21-22 BUDGETED as of 6.30.22	PRO-FORMA ENDING 9.30.22 as of 6.30.22	REQUESTED 22-23	ADOPTED 22-23
-----------------	------------------------------------	--	--------------------	------------------

**423: CRIMINAL JUSTICE PRO G#4061502/4061503**

REVENUES

ESTIMATED SURPLUS AS OF 9.30.2022					58,935
423-08275-300 TRANSFER IN	-	58,870	58,870	-	-
423-05030-300 REVENUES 4061502	31,685	-	42,504	-	16,366
423-05030-301 REVENUES 4061503					71,000
423-03160-300 INTEREST	0	-	65	-	65
<b>TOTAL REVENUES</b>	<b>31,685</b>	<b>58,870</b>	<b>101,439</b>	<b>-</b>	<b>146,366</b>

PERSONNEL SERVICES:

COMMUNITY HEALTH WORKER	-	-	-	-	-
COMMUNIRTY OUTREACH	-	-	-	-	-
EVALUATION COORDINATOR	-	-	-	-	-
LONGEVITY	-	-	-	-	-
FRINGE BENEFITS	-	-	-	-	-

<b>TOTAL PERSONNEL SERVICES</b>	<b>-</b>	<b>-</b>	<b>-</b>	<b>-</b>	<b>-</b>
---------------------------------	----------	----------	----------	----------	----------

SUPPLIES

OPERATING SUPPLY	-	-	-	-	-
BANK CHARGES	0	-	-	-	-

<b>TOTAL SUPPLIES</b>	<b>0</b>	<b>-</b>	<b>-</b>	<b>-</b>	<b>-</b>
-----------------------	----------	----------	----------	----------	----------

OTHER SERVICES & CHARGES

ENGINEERING FEES	-	-	-	-	-
ADMIN	-	-	-	-	-
TRAVEL	-	-	-	-	-
OPERATING EXPENSE	-	-	-	-	-
OTHER	-	-	-	-	-
TRANSFER OUT	-	-	-	-	58,935

<b>TOTAL OTHER SERVICES &amp; CHARGES</b>	<b>-</b>	<b>-</b>	<b>-</b>	<b>-</b>	<b>58,935</b>
---	----------	----------	----------	----------	---------------

CAPITAL OUTLAY

423-06100-962 MACHINERY & EQUIPMENT 5000+	31,685	58,870	42,504	-	16,366
423-06100-963 MACHINERY & EQUIPMENT 5000+				-	71,065
MACHINERY & EQUIPMENT 0-4999.99	-	-	-	-	-

<b>TOTAL CAPITAL OUTLAY</b>	<b>31,685</b>	<b>58,870</b>	<b>42,504</b>	<b>-</b>	<b>87,431</b>
-----------------------------	---------------	---------------	---------------	----------	---------------

<b>TOTAL FUND EXPENDITURES</b>	<b>31,685</b>	<b>58,870</b>	<b>42,504</b>	<b>-</b>	<b>146,366</b>
--------------------------------	---------------	---------------	---------------	----------	----------------

**COUNTY OF MAVERICK**  
**CTIF - COUNTY TRANSPORTATION**  
**2022 - 2023 ADOPTED (UNAUDITED / UNADJUSTED / NOT GAAP)**

	20-21 ACTUAL	21-22 BUDGETED as of 6.30.22	PRO-FORMA ENDING 9.30.22 as of 6.30.22	REQUESTED 22-23	ADOPTED 22-23
<b>424: CTIF - COUNTY TRANSPORTATION</b>					
<u>REVENUES</u>					
					27,600
					35,714
424-03160-300 REVENUES	-	-	357,758	-	-
424-08275-300 TRANSFERS	59,415	(365,758)	-	-	-
424-08020-300 INTEREST	0	-	199	-	100
<b>TOTAL REVENUES</b>	<b>59,415</b>	<b>(365,758)</b>	<b>357,957</b>	<b>-</b>	<b>63,414</b>
<u>PERSONNEL SERVICES:</u>					
COMMUNITY HEALTH WORKER					-
COMMUNITY OUTREACH					-
EVALUATION COORDINATOR					-
LONGEVITY					-
FRINGE BENEFITS	-	-	-	-	-
<b>TOTAL PERSONNEL SERVICES</b>	<b>-</b>	<b>-</b>	<b>-</b>	<b>-</b>	<b>-</b>
<u>SUPPLIES</u>					
424-03120-963 OPERATING SUPPLY					-
424-04155-963 BANK CHARGES	20	-	-	-	-
<b>TOTAL SUPPLIES</b>	<b>20</b>	<b>-</b>	<b>-</b>	<b>-</b>	<b>-</b>
<u>OTHER SERVICES &amp; CHARGES</u>					
424-04127-963 ENGINEERING FEES	44,570	8,000	8,316		
ADMIN					
TRAVEL					
424-03120-965 OPERATING EXPENSE	-	357,758	357,758		35,714
OTHER					
TRANSFER OUT					27,700
<b>TOTAL OTHER SERVICES &amp; CHARGES</b>	<b>44,570</b>	<b>365,758</b>	<b>366,074</b>	<b>-</b>	<b>63,414</b>
<u>CAPITAL OUTLAY</u>					
424-06100-962 MACHINERY & EQUIPMENT 5000+	-	-	-	-	-
MACHINERY & EQUIPMENT 0-4999.99					-
<b>TOTAL CAPITAL OUTLAY</b>	<b>-</b>	<b>-</b>	<b>-</b>	<b>-</b>	<b>-</b>
<b>TOTAL FUND EXPENDITURES</b>	<b>44,590</b>	<b>365,758</b>	<b>366,074</b>	<b>-</b>	<b>63,414</b>

COUNTY OF MAVERICK  
HOTEL TAX (F425)  
2022 - 2023 ADOPTED (UNAUDITED / UNADJUSTED / NOT GAAP)

20-21 ACTUAL	21-22 BUDGETED	PRO-FORMA ENDING 9.30.22	REQUESTED 22-23	ADOPTED 22-23
	as of 6.30.22	as of 6.30.22		

425: HOTEL TAX

REVENUES

ESTIMATED SURPLUS AS OF 9.30.2022				100
REVENUES		200,000		5,000
TRANSFERS				-
425-08020-300 INTEREST		0		-
TOTAL REVENUES		0	200,000	5,100

PERSONNEL SERVICES:

COMMUNITY HEALTH WORKER				-
COMMUNITY OUTREACH				-
EVALUATION COORDINATOR				-
LONGEVITY				-
FRINGE BENEFITS				-
TOTAL PERSONNEL SERVICES				-

SUPPLIES

OPERATING SUPPLY		200,000		5,100
BANK CHARGES		0		-
TOTAL SUPPLIES		0	200,000	5,100

OTHER SERVICES & CHARGES

ENGINEERING FEES				-
ADMIN				-
TRAVEL				-
OPERATING EXPENSE				-
OTHER				-
TRANSFER OUT				-
TOTAL OTHER SERVICES & CHARGES				-

CAPITAL OUTLAY

MACHINERY & EQUIPMENT 5000+		-	-	-
MACHINERY & EQUIPMENT 0-4999.99				-
TOTAL CAPITAL OUTLAY		-	-	-
TOTAL FUND EXPENDITURES		0	200,000	5,100

**COUNTY OF MAVERICK**  
**CARDIOVASCULAR DISEASE (F426)**  
**2022 - 2023 ADOPTED (UNAUDITED / UNADJUSTED / NOT GAAP)**

20-21 ACTUAL	21-22 BUDGETED as of 6.30.22	PRO-FORMA ENDING 9.30.22 as of 6.30.22	REQUESTED 22-23	ADOPTED 22-23
-----------------	------------------------------------	--	--------------------	------------------

**426: CARDIOVASCULAR DISEASE**

	20-21 ACTUAL	21-22 BUDGETED as of 6.30.22	PRO-FORMA ENDING 9.30.22 as of 6.30.22	REQUESTED 22-23	ADOPTED 22-23
<b>REVENUES</b>					32,952
ESTIMATED SURPLUS AS OF 9.30.2022	-	20,000	33,731	-	-
REVENUES					
426-05030-300 GRANT REVENUE	19,841	-	1,500	-	12,375
426-08275-300 TRANSFERS	32,950	-	75	-	-
426-08275-300 INTEREST	0	-	46	-	40
<b>TOTAL REVENUES</b>	<b>52,791</b>	<b>20,000</b>	<b>35,352</b>	<b>-</b>	<b>45,367</b>
<b>PERSONNEL SERVICES:</b>					
COMMUNITY HEALTH WORKER	-	-	-	-	-
COMMUNITY OUTREACH	-	-	-	-	-
EVALUATION COORDINATOR	-	-	-	-	-
LONGEVITY	-	-	-	-	-
FRINGE BENEFITS	-	-	-	-	-
<b>TOTAL PERSONNEL SERVICES</b>	<b>-</b>	<b>-</b>	<b>-</b>	<b>-</b>	<b>-</b>
<b>SUPPLIES</b>					
426-03120-966 OPERATING SUPPLY	11,048	4,650	-	-	-
BANK CHARGES	-	-	-	-	-
<b>TOTAL SUPPLIES</b>	<b>11,048</b>	<b>4,650</b>	<b>-</b>	<b>-</b>	<b>-</b>
<b>OTHER SERVICES &amp; CHARGES</b>					
ENGINEERING FEES					
426-04015-966 TRAINING	1,426	800	350	-	11,250
426-04261-966 TRAVEL	-	1,000	-	-	-
426-04264-966 MILEAGE	-	10,500	925	-	-
426-04999-966 ADMIN	3,295	-	1,125	-	1,125
OTHER	-	-	-	-	-
TRANSFER OUT	-	-	-	-	20,617
<b>TOTAL OTHER SERVICES &amp; CHARGES</b>	<b>4,721</b>	<b>12,300</b>	<b>2,400</b>	<b>-</b>	<b>32,992</b>
<b>CAPITAL OUTLAY</b>					
MACHINERY & EQUIPMENT 5000+	-	-	-	-	-
426-06101-966 MACHINERY & EQUIPMENT 0-4999.99	4,071	3,050	-	-	12,375
<b>TOTAL CAPITAL OUTLAY</b>	<b>4,071</b>	<b>3,050</b>	<b>-</b>	<b>-</b>	<b>12,375</b>
<b>TOTAL FUND EXPENDITURES</b>	<b>19,841</b>	<b>20,000</b>	<b>2,400</b>	<b>-</b>	<b>45,367</b>

COUNTY OF MAVERICK  
 TRINATIONAL EPIDEMIOLOGY (F427)  
 2022 - 2023 ADOPTED (UNAUDITED / UNADJUSTED / NOT GAAP)

20-21 ACTUAL	21-22 BUDGETED as of 6.30.22	PRO-FORMA ENDING 9.30.22 as of 6.30.22	REQUESTED 22-23	ADOPTED 22-23
-----------------	------------------------------------	--	--------------------	------------------

427: TRINATIONAL EPIDEMIOLOGY

REVENUES

ESTIMATED SURPLUS AS OF 9.30.2022	-	6,200	10,658	-	7,000
427-05030-300 GRANT REVENUE	1,680	-	-	-	-
427-08275-300 TRANSFERS	11,200	-	-	-	-
427-08020-300 INTEREST	0	-	12	-	-
<b>TOTAL REVENUES</b>	<b>12,880</b>	<b>6,200</b>	<b>10,670</b>	<b>-</b>	<b>7,000</b>

PERSONNEL SERVICES:

COMMUNITY HEALTH WORKER	-	-	-	-	-
COMMUNIRTY OUTREACH	-	-	-	-	-
EVALUATION COORDINATOR	-	-	-	-	-
LONGEVITY	-	-	-	-	-
FRINGE BENEFITS	-	-	-	-	-
<b>TOTAL PERSONNEL SERVICES</b>	<b>-</b>	<b>-</b>	<b>-</b>	<b>-</b>	<b>-</b>

SUPPLIES

427-03120-967 OPERATING SUPPLY	-	1,000	1,000	-	1,000
BANK CHARGES	-	-	-	-	-
<b>TOTAL SUPPLIES</b>	<b>-</b>	<b>1,000</b>	<b>1,000</b>	<b>-</b>	<b>1,000</b>

OTHER SERVICES & CHARGES

427-04120-967 PROFESSIONAL SERVICES	1,680	5,200	2,670	-	6,000
TRAINING	-	-	-	-	-
427-04261-967 TRAVEL	-	-	-	-	-
MILEAGE	-	-	-	-	-
OTHER	-	-	-	-	-
TRANSFER OUT	-	-	-	-	-
<b>TOTAL OTHER SERVICES &amp; CHARGES</b>	<b>1,680</b>	<b>5,200</b>	<b>2,670</b>	<b>-</b>	<b>6,000</b>

CAPITAL OUTLAY

MACHINERY & EQUIPMENT 5000+	-	-	-	-	-
MACHINERY & EQUIPMENT 0-4999.99	-	-	-	-	-

<b>TOTAL CAPITAL OUTLAY</b>	<b>-</b>	<b>-</b>	<b>-</b>	<b>-</b>	<b>-</b>
-----------------------------	----------	----------	----------	----------	----------

<b>TOTAL FUND EXPENDITURES</b>	<b>1,680</b>	<b>6,200</b>	<b>3,670</b>	<b>-</b>	<b>7,000</b>
--------------------------------	--------------	--------------	--------------	----------	--------------

**COUNTY OF MAVERICK  
CLFR AMERICAN RESCUE PLAN (F428)  
2022 - 2023 ADOPTED (UNAUDITED / UNADJUSTED / NOT GAAP)**

20-21 ACTUAL	21-22 BUDGETED as of 6.30.22	PRO-FORMA ENDING 9.30.22 as of 6.30.22	REQUESTED 22-23	ADOPTED 22-23
-----------------	------------------------------------	--	--------------------	------------------

3 F/T EMPLOYEES

**428: CLFR AMERICAN RESCUE PLAN**

**REVENUES**

ESTIMATED SURPLUS AS OF 9.30.2022	-	3,074,018	3,074,018	-	1,723,819
428-05030-300 REVENUES	5,703,030	5,703,030	5,703,030	-	-
TRANSFERS	-	-	-	-	-
428-08020-300 INTEREST	1	-	2,245	-	1,440
<b>TOTAL REVENUES</b>	<b>5,703,031</b>	<b>8,777,048</b>	<b>8,779,293</b>	<b>-</b>	<b>1,725,259</b>

**PERSONNEL SERVICES:**

428-01130-968 ADMIN CLERKS	40,437	125,280	120,574	-	22,048
428-01160-968 TASK FORCE	4,193	-	-	-	-
428-01165-968 CONTACT TRACERS	21,579	-	-	-	-
428-01045-968 LONGEVITY	-	-	-	-	343
428-02000-968 FRINGE BENEFITS	29,990	54,570	47,016	-	21,951
<b>TOTAL PERSONNEL SERVICES</b>	<b>96,199</b>	<b>179,850</b>	<b>167,590</b>	<b>-</b>	<b>44,342</b>

**SUPPLIES**

428-03120-968 OPERATING SUPPLY	881	1,000	599	-	1,000
BANK CHARGES	-	-	-	-	-
<b>TOTAL SUPPLIES</b>	<b>881</b>	<b>1,000</b>	<b>599</b>	<b>-</b>	<b>1,000</b>

**OTHER SERVICES & CHARGES**

428-00000-968 EXPENDITURES	26,143	4,426,100	101,332	-	-
428-04120-968 PROFESSIONAL FEES	6,000	50,000	50,000	-	-
428-04520-968 REPAIRS & MAINTENANCE	460	-	-	-	-
428-04701-968 ASSISTANCE TO INDIVIDUAL	89,000	213,000	175,667	-	-
428-04702-968 ASSISTANCE TO BUSINESS	335,766	362,000	331,061	-	-
MILEAGE	-	-	-	-	-
OTHER	-	-	-	-	-
428-08270-968 TRANSFER OUT	2,170,761	3,545,098	6,229,224	-	1,679,917
<b>TOTAL OTHER SERVICES &amp; CHARGES</b>	<b>2,628,130</b>	<b>8,596,198</b>	<b>6,887,284</b>	<b>-</b>	<b>1,679,917</b>

**CAPITAL OUTLAY**

MACHINERY & EQUIPMENT 5000+	7,775	-	-	-	-
MACHINERY & EQUIPMENT 0-4999.99	-	-	-	-	-
<b>TOTAL CAPITAL OUTLAY</b>	<b>7,775</b>	<b>-</b>	<b>-</b>	<b>-</b>	<b>-</b>
<b>TOTAL FUND EXPENDITURES</b>	<b>2,732,986</b>	<b>8,777,048</b>	<b>7,055,474</b>	<b>-</b>	<b>1,725,259</b>

(0)

**COUNTY OF MAVERICK  
TRAVELERS HEALTH INITIATIVE (F429)  
2022 - 2023 ADOPTED (UNAUDITED / UNADJUSTED / NOT GAAP)**

20-21 ACTUAL	21-22 BUDGETED as of 6.30.22	PRO-FORMA ENDING 9.30.22 as of 6.30.22	REQUESTED 22-23	ADOPTED 22-23'
-----------------	------------------------------------	--	--------------------	-------------------

**429: TRAVELERS HEALTH INITIATIVE**

	20-21 ACTUAL	21-22 BUDGETED as of 6.30.22	PRO-FORMA ENDING 9.30.22 as of 6.30.22	REQUESTED 22-23	ADOPTED 22-23'
<b><u>REVENUES</u></b>					
ESTIMATED SURPLUS AS OF 9.30.2022	-	-	34,499	-	40,000
429-05030-300 GRANT REVENUE	31,424	85,498	119,765	-	-
429-08275-300 TRANSFERS	38,747	124,380	122,563	-	142,200
429-08020-300 INTEREST	3	-	146	-	-
<b>TOTAL REVENUES</b>	<b>70,174</b>	<b>209,879</b>	<b>276,973</b>	<b>-</b>	<b>182,200</b>
<b><u>PERSONNEL SERVICES:</u></b>					
COMMUNITY HEALTH WORKER	-	-	-	-	-
COMMUNITY OUTREACH	-	-	-	-	-
EVALUATION COORDINATOR	-	-	-	-	-
LONGEVITY	-	-	-	-	-
FRINGE BENEFITS	-	-	-	-	-
<b>TOTAL PERSONNEL SERVICES</b>	<b>-</b>	<b>-</b>	<b>-</b>	<b>-</b>	<b>-</b>
<b><u>SUPPLIES</u></b>					
429-03120-971 OPERATING SUPPLY	4,224	29,439	15,182	-	-
BANK CHARGES	-	-	-	-	-
<b>TOTAL SUPPLIES</b>	<b>4,224</b>	<b>29,439</b>	<b>15,182</b>	<b>-</b>	<b>-</b>
<b><u>OTHER SERVICES &amp; CHARGES</u></b>					
429-04120-967 PROFESSIONAL SERVICES	-	-	1,000	-	-
TRAINING	-	-	-	-	-
429-04222-971 PHONE	-	706	706	-	-
429-04223-971 CELLPHONES	500	3,300	3,500	-	-
429-04261-971 TRAVEL	-	-	-	-	-
MILEAGE	-	-	-	-	-
429-04999-971 ADMIN	11,306	-	-	-	-
429-03130-971 OTHER	11,524	171,897	171,899	-	182,200
TRANSFER OUT	-	-	-	-	-
<b>TOTAL OTHER SERVICES &amp; CHARGES</b>	<b>23,330</b>	<b>175,903</b>	<b>177,105</b>	<b>-</b>	<b>182,200</b>
<b><u>CAPITAL OUTLAY</u></b>					
MACHINERY & EQUIPMENT 5000+	-	-	-	-	-
MACHINERY & EQUIPMENT 0-4999.99	3,869	4,536	4,536	-	-
<b>TOTAL CAPITAL OUTLAY</b>	<b>3,869</b>	<b>4,536</b>	<b>4,536</b>	<b>-</b>	<b>-</b>
<b>TOTAL FUND EXPENDITURES</b>	<b>31,424</b>	<b>209,879</b>	<b>196,823</b>	<b>-</b>	<b>182,200</b>

**COUNTY OF MAVERICK**  
**AIRPORT TXDOT AVIATION RAMP GRANT (F430)**  
**2022 - 2023 ADOPTED (UNAUDITED / UNADJUSTED / NOT GAAP)**

20-21 ACTUAL	21-22 BUDGETED as of 6.30.22	PRO-FORMA ENDING 9.30.22 as of 6.30.22	REQUESTED 22-23	ADOPTED 22-23
-----------------	------------------------------------	--	--------------------	------------------

**430: AIRPORT TXDOT AVIATION RAMP GRANT**

REVENUES

ESTIMATED SURPLUS AS OF 9.30.2022	-	-	8,810	-	8,818
430-05030-300 GRANT REVENUE	8,810	-	-	-	-
430-08272-300 TRANSFERS	8,810	-	-	-	-
430-08020-300 INTEREST	0	-	8	-	-
<b>TOTAL REVENUES</b>	<b>17,619</b>	<b>-</b>	<b>8,818</b>	<b>-</b>	<b>8,818</b>

OTHER SERVICES & CHARGES

430-00000-518 RAMP GRANT EXPENDITURES	17,619	-	8	-	8,818
CONSTRUCTION	-	-	-	-	-
PROFESSIONAL FEES	-	-	-	-	-
ENGINEERING FEES	-	-	-	-	-
TRAVEL	-	-	-	-	-
MILEAGE	-	-	-	-	-
ADMIN	-	-	-	-	-
OTHER	-	-	-	-	-
TRANSFER OUT	-	-	-	-	-
<b>TOTAL OTHER SERVICES &amp; CHARGES</b>	<b>17,619</b>	<b>-</b>	<b>8</b>	<b>-</b>	<b>8,818</b>

CAPITAL OUTLAY

MACHINERY & EQUIPMENT 5000+	-	-	-	-	-
MACHINERY & EQUIPMENT 0-4999.99	-	-	-	-	-
<b>TOTAL CAPITAL OUTLAY</b>	<b>-</b>	<b>-</b>	<b>-</b>	<b>-</b>	<b>-</b>
<b>TOTAL FUND EXPENDITURES</b>	<b>17,619</b>	<b>-</b>	<b>8</b>	<b>-</b>	<b>8,818</b>

COUNTY OF MAVERICK  
 OPERATION LONE STAR - SHERIFF (F431)  
 2022 - 2023 ADOPTED (UNAUDITED / UNADJUSTED / NOT GAAP)

20-21 ACTUAL	21-22 BUDGETED as of 6.30.22	PRO-FORMA ENDING 9.30.22 as of 6.30.22	REQUESTED 22-23	ADOPTED 22-23
-----------------	------------------------------------	--	--------------------	------------------

7 F/T EMPLOYEES

431: OPERATION LONE STAR - SHERIFF

REVENUES

ESTIMATED SURPLUS AS OF 9.30.2022	-	-	-	469,000
431-05030-300 GRANT REVENUS	-	-	-	346,608
431-08275-300 TRANSFERS	-	814,767	814,767	-
431-08020-300 INTEREST	-	-	841	850
<b>TOTAL REVENUES</b>	<b>-</b>	<b>814,767</b>	<b>815,607</b>	<b>-</b>

PERSONNEL SERVICES:

431-01035-500 TRANSPORT	-	8,388	11,381	-	32,962
431-01040-500 DEPUTY	-	52,188	76,703	-	43,038
431-01045-500 OVERTIME	-	23,170	26,545	-	50,000
431-01170-500 DISPATCHERS	-	6,507	-	-	68,613
431-01040-501 DEPUTY CONSTABLE PCT 1	-	6,786	-	-	32,365
431-01040-502 DEPUTY CONSTABLE PCT 2	-	6,786	13,416	-	31,720
431-01040-503 DEPUTY CONSTABLE PCT 3	-	10,140	13,519	-	31,720
431-01040-504 DEPUTY CONSTABLE PCT 4	-	10,140	17,420	-	31,720
431-01045-508 OVERTIME- DETENTION OFFICERS	-	-	5,442	-	20,000
431-01045-509 OVERTIME- PEACE OFFICERS	-	-	4,471	-	15,000
LONGEVITY	-	-	-	-	-
431-02010-500 FRINGE BENEFITS	-	59,856	61,708	-	152,481
<b>TOTAL PERSONNEL SERVICES</b>	<b>-</b>	<b>183,961</b>	<b>230,604</b>	<b>-</b>	<b>509,618</b>

SUPPLIES

431-03120-500 OPERATING SUPPLY	-	-	-	-	1,000
BANK CHARGES	-	-	-	-	-
<b>TOTAL SUPPLIES</b>	<b>-</b>	<b>-</b>	<b>-</b>	<b>-</b>	<b>1,000</b>

OTHER SERVICES & CHARGES

431-00000-500 EXPENDITURES	-	-	-	-	-
431-08270-500 TRANSFER OUT	-	-	-	-	100,000
<b>TOTAL OTHER SERVICES &amp; CHARGES</b>	<b>-</b>	<b>-</b>	<b>-</b>	<b>-</b>	<b>100,000</b>

CAPITAL OUTLAY

431-06100-500 MACHINERY & EQUIPMENT 5000+	-	630,806	116,005	-	205,840
MACHINERY & EQUIPMENT 0-4999.99	-	-	-	-	-
<b>TOTAL CAPITAL OUTLAY</b>	<b>-</b>	<b>630,806</b>	<b>116,005</b>	<b>-</b>	<b>205,840</b>
<b>TOTAL FUND EXPENDITURES</b>	<b>-</b>	<b>814,767</b>	<b>346,608</b>	<b>-</b>	<b>816,458</b>

0

**COUNTY OF MAVERICK**  
**OPERATION LONE STAR - CO ATTORNEY (F432)**  
**2022 - 2023 ADOPTED (UNAUDITED / UNADJUSTED / NOT GAAP)**

20-21 ACTUAL	21-22 BUDGETED as of 6.30.22	PRO-FORMA ENDING 9.30.22 as of 6.30.22	REQUESTED 22-23	ADOPTED 22-23
-----------------	------------------------------------	--	--------------------	------------------

3 F/T EMPLOYEES

**432: OPERATION LONE STAR - CO ATTORNEY**

**REVENUES**

ESTIMATED SURPLUS AS OF 9.30.2022	-	-	-	100,000
432-05030-300 GRANT REVENUS	-	-	-	357,356
432-08275-300 TRANSFERS	-	365,087	365,087	159,285
432-08020-300 INTEREST	-	-	161	-
<b>TOTAL REVENUES</b>	-	<b>365,087</b>	<b>365,247</b>	<b>616,641</b>

**PERSONNEL SERVICES:**

432-01045-517 OVERTIME	-	2,905	-	10,000
432-01090-517 ASSISTANT INVESTIGATOR	-	19,461	26,671	40,006
432-01111-517 ASSISTANT PROSECUTOR	-	24,521	54,500	100,000
432-01117-517 COURT COORDINATOR - CLERK	-	19,341	5,003	32,864
432-01170-518 COURT COORDINATOR - COURT	-	-	18,244	32,864
432-01240-517 PARALEGAL	-	-	-	2,496
432-01130-517 CLERKS	-	12,028	31,682	81,682
432-01240-517 LEGAL SECRETARY	-	35,551	42,148	78,021
LONGEVITY	-	-	-	-
432-02010-517 FRINGE BENEFITS	-	34,909	43,976	154,370
<b>TOTAL PERSONNEL SERVICES</b>	-	<b>148,715</b>	<b>222,224</b>	<b>532,302</b>

**SUPPLIES**

432-03120-571 OPERATING SUPPLY	-	54,885	54,885	1,000
BANK CHARGES	-	-	-	-
<b>TOTAL SUPPLIES</b>	-	<b>54,885</b>	<b>54,885</b>	<b>1,000</b>

**OTHER SERVICES & CHARGES**

432-00000-517 EXPENDITURES	-	-	-	-
432-04120-517 PROFESSIONAL SERVICES	-	8,000	8,000	1,000
432-04261-517 TRAVEL	-	800	800	100
432-08270-500 TRANSFER OUT	-	-	-	-
<b>TOTAL OTHER SERVICES &amp; CHARGES</b>	-	<b>8,800</b>	<b>8,800</b>	<b>1,100</b>

**CAPITAL OUTLAY**

432-06100-517 MACHINERY & EQUIPMENT 5000+	-	144,569	63,330	81,239
432-06101-517 MACHINERY & EQUIPMENT 0-4999.99	-	8,117	8,117	1,000
<b>TOTAL CAPITAL OUTLAY</b>	-	<b>152,686</b>	<b>71,447</b>	<b>82,239</b>
<b>TOTAL FUND EXPENDITURES</b>	-	<b>365,087</b>	<b>357,356</b>	<b>616,641</b>

**COUNTY OF MAVERICK  
TORDILLO TOWER (F449)  
2022 - 2023 ADOPTED (UNAUDITED / UNADJUSTED / NOT GAAP)**

20-21 ACTUAL	21-22 BUDGETED as of 6.30.22	PRO-FORMA ENDING 9.30.22 as of 6.30.22	REQUESTED 22-23	ADOPTED 22-23
-----------------	------------------------------------	--	--------------------	------------------

**449 TORDILLO TOWER**


BANK BALANCE

**REVENUES**

449-01009-300 ESTIMATED SURPLUS AS OF 9.30.2022	-	29,600	29,700	-	29,744
449-05030-300 TOWER LEASE REVENUE	9,600	-	-	-	-
449-08020-300 INTEREST	0	-	44	-	44
TOTAL REVENUE FEES	<u>9,600</u>	<u>29,600</u>	<u>29,744</u>	<u>-</u>	<u>29,788</u>

**EXPENDITURES**

449-03120-514 OPERATING SUPPLY	-	-	-	-	-
449-04155-514 BANK FEES	5	-	-	-	-
TRANSFER OUT	-	29,600	-	-	29,788
TOTAL EXPENDITURES	<u>5</u>	<u>29,600</u>	<u>-</u>	<u>-</u>	<u>29,788</u>



**COUNTY OF MAVERICK  
 MAVERICK COUNTY INTL BRIDGE III (NEW FUND)  
 2022 - 2023 ADOPTED (UNAUDITED / UNADJUSTED / NOT GAAP)**

20-21 ACTUAL	21-22 BUDGETED	PRO-FORMA ENDING 9.30.22	REQUESTED 22-23	ADOPTED 22-23
-----------------	-------------------	-----------------------------	--------------------	------------------

**NEW: MAVERICK COUNTY INTL BRIDGE III**

as of 6.30.22

as of 6.30.22

**REVENUES**

TRANSFER IN	-	-	-	-
REVENUE	-	-	-	-
GENERAL FUND MATCH	-	-	-	-
<b>TOTAL REVENUES</b>	<b>-</b>	<b>-</b>	<b>-</b>	<b>-</b>

**SUPPLIES:**


POSTAGE	-	-	-	-
OPERATING SUPPLIES	-	-	-	-
<b>TOTAL SUPPLIES</b>	<b>-</b>	<b>-</b>	<b>-</b>	<b>-</b>

**OTHER SERVICES AND CHARGES:**

UTILITY	-	-	-	-
PHONE	-	-	-	-
ELECTRICITY	-	-	-	-
WATER	-	-	-	-
TRAVEL	-	-	-	-
REPAIRS AND MAINTENANCE BLDG	-	-	-	-
MAINTENANCE CONTRACTS	-	-	-	-
PROFESSIONAL SERVICES	-	-	-	-
TRANSFER OUT	-	-	-	-
<b>TOTAL OTHER SERV. AND CHARGES</b>	<b>-</b>	<b>-</b>	<b>-</b>	<b>-</b>

**CAPITAL OUTLAY**

MACHINERY & EQUIPMENT 5000+	-	-	-	-
MACHINERY & EQUIPMENT 0-4999.99	-	-	-	-
<b>TOTAL CAPITAL OUTLAY</b>	<b>-</b>	<b>-</b>	<b>-</b>	<b>-</b>
<b>TOTAL FUND EXPENDITURES</b>	<b>-</b>	<b>-</b>	<b>-</b>	<b>-</b>



COUNTY OF MAVERICK  
ADOPTED SALARIES & LONGEVITY  
2022 - 2023 ADOPTED (UNAUDITED / UNADJUSTED / NOT GAAP)

DEPARTMENT	ACTUAL	ACTUAL	HOURLY	ADOPTED	LONGEVITY	FICA	RETIREMENT	WC	HOSPITAL	TEC	PLUS	TOTAL
	SALARIES	RATE	RATE	SALARIES				8.35%	22.94		FRINGE	PERSONNEL
	21-22	21-22	22-23	22-23		7.65%	12.04%	3.79%		252	BENEFITS	COSTS
<b>400: COUNTY JUDGE &amp; COMMISSIONERS</b>												
	FY2020											
COUNTY JUDGE	50,000	1,915.71	1,923.08	50,000		3,825	6,020	530	8,296	252	18,923	68,923
ADDITIONAL STATE FUND	25,200	965.52		25,200		1,928	3,034	267	-	-	5,229	30,429
JUVENILE BOARD SALARY	13,200	505.75	488.69	12,706		972	1,530	135	-	-	2,636	15,342
PUBLIC INFORMATION REQUEST OFFICER	34,335	16.44	17.43	36,256		2,774	4,365	91	8,296	252	15,777	52,033
ADMINISTRATIVE ASSISTANT	47,559	22.78	16.83	35,000	1,729	2,810	4,422	92	8,296	252	15,872	52,601
ASSISTANT	39,672	19.00	19.00	39,520		3,023	4,758	99	8,296	252	16,428	55,948
COMMISSIONER PRECT 1	37,012	1,418.08	1,423.54	37,012		2,831	4,456	392	8,296	252	16,228	53,240
COMMISSIONER PRECT 2	37,012	1,418.08	1,423.54	37,012		2,831	4,456	392	8,296	252	16,228	53,240
COMMISSIONER PRECT 3	37,012	1,418.08	1,423.54	37,012		2,831	4,456	392	8,296	252	16,228	53,240
COMMISSIONER PRECT 4	37,012	1,418.08	1,423.54	37,012		2,831	4,456	392	8,296	252	16,228	53,240
TEMPORARY EXTRA HELP FULL TIME	0	0.00	0.00	-		0	0	0	-	-	0	0
CAR ALLOWANCE	37,500			37,500		2,869	4,515	398	-	-	7,781	45,281
CELL ALLOWANCE	6,000			6,000		459	722	64	-	-	1,245	7,245
		0.00										
				390,230	1,729	29,985	47,192	3,243	66,369	2,016	148,805	540,763
<b>401: IT-MEDIA TECH</b>												
IT-MEDIA TECH	36,540	17.50	18.55	38,584	392	2,982	4,693	97	8,296	252	16,320	55,296
OVERTIME				6,000		459	722	15	0	0	1,196	7,196
				44,584	392	3,441	5,415	112	8,296	252	17,516	62,492
<b>402: HUMAN RESOURCES</b>												
DIRECTOR	56,230	2,154.40	2,292.45	59,604	749	4,617	7,266	151	275	252	12,562	72,914
ASSISTANT	27,911	13.37	15.30	31,824	658	2,485	3,911	81	8,296	252	15,025	47,507
				91,428	1,407	7,102	11,177	232	8,571	504	27,587	120,421
<b>403: COUNTY CLERK</b>												
COUNTY CLERK	55,000	2,107.28	2,115.39	55,000		4,208	6,622	138	8,296	252	19,515	74,515
CLERK - OLS	34,890	16.71	17.71	36,842	1,771	2,954	4,649	97	8,296	252	16,248	54,861
CLERK	25,056	12.00	15.25	31,720		2,427	3,819	79	8,296	252	14,873	46,593
CLERK	32,406	15.52	16.45	34,218	924	2,688	4,231	86	8,296	252	15,555	50,698
CLERK - OLS	25,056	12.00	15.25	31,720	308	2,450	3,856	80	8,296	252	14,934	46,962
				189,501	3,003	14,727	23,177	481	41,480	1,260	81,126	273,630
<b>405: VETERANS</b>												
VETERANS SERVICE OFFICER	33,423	1,280.57	1,362.63	35,428	343	2,737	4,307	89	8,296	252	15,681	51,452
				35,428	343	2,737	4,307	89	8,296	252	15,681	51,452
<b>406: DISTRICT JUDGE</b>												
293 DISTRICT JUDGE	9,540	365.52	366.92	9,540		730	1,149	24	0	252	2,154	11,694
CAR ALLOWANCE	15,660	1,305.00	1,305.00	15,660		1,198	1,885	39	0	0	3,123	18,783
CELL ALLOWANCE - JUDGE				1,200		92	144	3	0	0	239	1,439
CELL ALLOWANCE				6,000		459	722	15	0	0	1,196	7,196
	62,494	2,394.40	2,547.83	66,243	322	5,068	7,976	166	8,296	252	21,757	88,322
	111,019	4,253.60	4,526.16	117,690		9,003	14,169	294	8,296	252	32,013	149,694
	69,885	2,677.60	2,849.17	74,078	1,862	5,667	8,919	185	8,296	252	23,319	99,260
	418	16.00	16.96	35,277		2,699	4,247	88	8,296	252	15,582	50,859
	49,319	1,889.60	2,010.68	52,278	847	3,999	6,294	131	8,296	252	18,972	72,097
	25,056	12.00	15.25	31,720		2,427	3,819	79	8,296	252	14,873	46,593
	31,320	15.00	15.90	33,072		2,530	3,982	83	8,296	252	15,143	48,215
	33,408	16.00	16.96	35,277		2,699	4,247	88	8,296	252	15,582	50,859
2nd Assistant Coordinator	33,408	16.00	16.96	35,277		2,699	4,247	88	8,296	252	15,582	50,859
				513,302	3,031	39,268	61,802	1,283	74,665	2,520	179,537	695,870
<b>434: DISTRICT JUDGE</b>												
365 DISTRICT JUDGE	9,540	365.52	366.93	9,540		730	1,149	24	0	252	2,154	11,694
CAR ALLOWANCE	15,660	1,305.00	1,305.00	15,660		1,198	1,885	39	0	0	3,123	18,783
	57,608	27.59	29.25	60,830	1,295	4,753	7,480	155	8,296	252	20,936	83,061
	69,885	33.47	35.48	73,795	1,603	5,768	9,078	188	8,296	252	23,582	98,980
	57,608	27.59	29.25	60,830	679	4,705	7,406	154	8,296	252	20,813	82,322
	40,549	19.42	20.59	42,817		3,276	5,155	107	8,296	252	17,086	59,903
	43,410	20.79	20.79	43,243		3,308	5,206	108	8,296	252	17,171	60,414
	108,185	4,145	4,423.08	115,000	1,232	8,892	13,994	291	8,296	252	31,725	147,957
	64,018	30.66	32.50	67,599	854	5,237	8,242	171	8,296	252	22,198	90,651
	46,416	22.23	23.56	49,013	343	3,776	5,942	123	8,296	252	18,390	67,745
Temporary Part-Time	20,880	20.00	21.20	27,560	322	2,133	3,357	70	0	252	5,812	33,694
Temporary Part-Time	18,792	18.00	19.08	19,843		1,518	2,389	50	0	252	4,209	24,052
Temporary Part-Time	12,528	12.00	15.25	15,860		1,213	1,910	40	0	252	3,414	19,274
				601,591	6,328	46,506	73,193	1,520	66,369	3,024	190,612	798,531

COUNTY OF MAVERICK  
 ADOPTED SALARIES & LONGEVITY  
 2022 - 2023 ADOPTED (UNAUDITED / UNADJUSTED / NOT GAAP)

DEPARTMENT	ACTUAL	HOURLY	HOURLY	ADOPTED	LONGEVITY	FICA	RETIREMENT	WC	HOSPITAL	TEC	PLUS	TOTAL
	SALARIES	RATE	RATE	SALARIES				3.79%			FRINGE	PERSONNEL
	21-22	21-22	22-23	22-23		7.65%	12.04%	4.62%	691	252	BENEFITS	COSTS
<b>450: DIST. CLERK</b>												
DISTRICT CLERK	63,000	2,413.79	2,423.08	63,000		4,820	7,585	158	8,296	252	21,110	84,110
CLERK	35,496	17.00	18.02	37,482	588	2,912	4,584	95	8,296	252	16,139	54,209
CLERK	25,056	12.00	15.25	31,720		2,427	3,819	79	8,296	252	14,873	46,593
CLERK	25,056	12.00	15.25	31,720		2,427	3,819	79	8,296	252	14,873	46,593
CLERK	25,056	12.00	15.25	31,720		2,427	3,819	79	8,296	252	14,873	46,593
CLERK	25,056	12.00	15.25	31,720		2,427	3,819	79	8,296	252	14,873	46,593
CLERK	27,138	13.00	15.25	31,720	252	2,446	3,849	80	8,296	252	14,923	46,895
CLERK	25,056	12.00	15.25	31,720		2,427	3,819	79	8,296	252	14,873	46,593
CLERK / PASSPORT	28,188	13.50	15.25	31,720	245	2,445	3,849	80	8,296	252	14,922	46,887
CLERK	25,056	12.00	15.25	31,720		2,427	3,819	79	8,296	252	14,873	46,593
CLERK	9,120	12.00	15.25	31,720		2,427	3,819	79	8,296	252	14,873	46,593
PART TIME	5,700	7.50	7.50	7,800		597	939	20	0	252	1,807	9,607
				<b>393,762</b>	<b>1,085</b>	<b>30,206</b>	<b>47,540</b>	<b>987</b>	<b>91,257</b>	<b>3,024</b>	<b>173,013</b>	<b>567,860</b>
<b>455: J.P. #1</b>												
JUSTICE OF THE PEACE	32,000	1,226.05	1,230.76	32,000		2,448	3,853	80	8,296	252	14,929	46,929
CLERK	28,710	13.75	15.25	31,720	728	2,482	3,907	81	8,296	252	15,018	47,466
CAR ALLOWANCE	4,800	4,800	4,800.00	4,800		367	578	12	0	0	957	5,757
CELL PHONE ALLOWANCE	1,200	1,200	1,200.00	1,200		92	144	3	0	0	239	1,439
				<b>69,720</b>	<b>728</b>	<b>5,389</b>	<b>8,482</b>	<b>176</b>	<b>16,592</b>	<b>504</b>	<b>31,143</b>	<b>101,591</b>
<b>457: J.P. #2</b>												
JUSTICE OF THE PEACE	32,000	1,226.05	1,230.76	32,000		2,448	3,853	80	8,296	252	14,929	46,929
FULL-TIME CLERK	28,710	13.75	15.25	31,720	826	2,490	3,919	81	8,296	252	15,038	47,584
CLERK (20 HRS PER WEEK)	12,528	12.00	15.25	15,860	130	1,223	1,925	40	4,148	126	7,462	23,452
CAR ALLOWANCE	6,000	6,000	6,000.00	6,000		459	722	15	0	0	1,196	7,196
CELL PHONE ALLOWANCE	1,200	1,200	1,200.00	1,200		92	144	3	0	0	239	1,439
				<b>86,780</b>	<b>956</b>	<b>6,712</b>	<b>10,563</b>	<b>219</b>	<b>20,740</b>	<b>630</b>	<b>38,865</b>	<b>126,600</b>
<b>459: J.P.#3-PL.1</b>												
JUSTICE OF THE PEACE	32,000	1,226.05	1,230.76	32,000		2,448	3,853	80	8,296	252	14,929	46,929
FULL-TIME SECRETARY	28,710	13.75	15.25	31,720	385	2,456	3,865	80	8,296	252	14,950	47,055
CAR ALLOWANCE	4,800	4,800	4,800.00	4,800		367	578	12	0	0	957	5,757
CELL PHONE ALLOWANCE	1,200	1,200	1,200.00	1,200		92	144	3	0	0	239	1,439
				<b>69,720</b>	<b>385</b>	<b>5,363</b>	<b>8,441</b>	<b>175</b>	<b>16,592</b>	<b>504</b>	<b>31,075</b>	<b>101,180</b>
<b>460: J.P.#3-PL.2</b>												
JUSTICE OF THE PEACE	32,000	1,226.05	1,230.76	32,000		2,448	3,853	80	8,296	252	14,929	46,929
CLERK	28,710	13.75	15.25	31,720	427	2,459	3,870	80	8,296	252	14,958	47,105
CAR ALLOWANCE	9,600	9,600	9,600.00	9,600		734	1,156	24	0	0	1,914	11,514
CELL PHONE ALLOWANCE	1,200	1,200	1,200.00	1,200		92	144	3	0	0	239	1,439
				<b>74,520</b>	<b>427</b>	<b>5,733</b>	<b>9,024</b>	<b>187</b>	<b>16,592</b>	<b>504</b>	<b>32,041</b>	<b>106,987</b>
<b>461: J.P. #4</b>												
JUSTICE OF THE PEACE	32,000	1,226.05	1,230.76	32,000		2,448	3,853	80	8,296	252	14,929	46,929
SECRETARY	28,710	13.75	15.25	31,720		2,427	3,819	79	8,296	252	14,873	46,593
CLERK (20 HRS PER WEEK)	12,528	12.00	15.25	15,860	130	1,223	1,925	40	4,148	126	7,462	23,452
CAR ALLOWANCE	4,800	4,800	4,800.00	4,800		367	578	12	0	0	957	5,757
CELL PHONE ALLOWANCE	1,200	1,200	1,200.00	1,200		92	144	3	0	0	239	1,439
TEMPORARY FULL TIME	0	0.00	0.00	-		-	-	0	-	-	-	0
				<b>85,580</b>	<b>130</b>	<b>6,557</b>	<b>10,319</b>	<b>214</b>	<b>20,740</b>	<b>630</b>	<b>38,461</b>	<b>124,170</b>
<b>462: CONSTABLE PRCT1</b>												
CONSTABLE PRECINCT 1	23,000	881.23	884.62	23,000		1,760	2,769	872	8,296	252	13,948	36,949
DEPUTY	25,056	12.00	15.25	31,720		2,427	3,819	1,202	8,296	252	15,996	47,716
DEPUTY	25,056	12.00	15.25	31,720		2,427	3,819	1,202	8,296	252	15,996	47,716
OVERTIME				5,000		383	602	190	0	0	1,174	6,174
PART-TIME		0.00	0.00	-		0	0	0	0	0	0	0
CAR ALLOWANCE	3,600	3,600	3,613.85	3,600		275	433	136	0	0	845	4,445
CELL PHONE ALLOWANCE	1,200	1,200	1,204.62	1,200		92	144	45	0	0	282	1,482
				<b>96,240</b>	<b>0</b>	<b>7,362</b>	<b>11,587</b>	<b>3,647</b>	<b>24,888</b>	<b>756</b>	<b>48,241</b>	<b>144,481</b>

**COUNTY OF MAVERICK**  
**ADOPTED SALARIES & LONGEVITY**  
**2022 - 2023 ADOPTED (UNAUDITED / UNADJUSTED / NOT GAAP)**

	ACTUAL SALARIES	HOURLY RATE	HOURLY RATE	ADOPTED SALARIES	LONGEVITY	FICA	RETIREMENT	WC 3.79% 4.62%	HOSPITAL	TEC	PLUS FRINGE BENEFITS	TOTAL PERSONNEL COSTS
	21-22	21-22	22-23	22-23		7.65%	12.04%	.25%	691	252		
<b>463: CONSTABLE PRCT 2</b>												
CONSTABLE PRECINCT 2	23,000	881.23	884.62	23,000		1,760	2,769	872	8,296	252	13,948	36,949
DEPUTY	25,056	12.00	15.25	31,720		2,427	3,819	1,202	8,296	252	15,996	47,716
DEPUTY	25,056	12.00	15.25	31,720		2,427	3,819	1,202	8,296	252	15,996	47,716
OVERTIME		0.00	0.00	5,000		383	602	190	0	0	1,174	6,174
CAR ALLOWANCE	3,600	3,600	3,600.00	3,600		275	433	136	0	0	845	4,445
CELL PHONE ALLOWANCE	1,200	1,200	1,200.00	1,200		92	144	45	0	0	282	1,482
				<u>96,240</u>	<u>0</u>	<u>7,362</u>	<u>11,587</u>	<u>3,647</u>	<u>24,888</u>	<u>756</u>	<u>48,241</u>	<u>144,481</u>
<b>464: CONSTABLE PRCT 3-1</b>												
ELECTED OFFICIALS	26,000	996.17	1,000.00	26,000		1,989	3,130	985	8,296	252	14,653	40,653
DEPUTY	31,069	14.88	15.77	32,807		2,510	3,950	1,243	8,296	252	16,251	49,059
DEPUTY	31,069	14.88	15.77	32,807		2,510	3,950	1,243	8,296	252	16,251	49,059
DEPUTY	31,069	14.88	15.77	32,807		2,510	3,950	1,243	8,296	252	16,251	49,059
OVERTIME				5,000	0	383	602	190	0	0	1,174	6,174
CAR ALLOWANCE	3,600	3,600	3,600.00	3,600		275	433	136	0	0	845	4,445
CELL PHONE ALLOWANCE	1,200	1,200	1,200.00	1,200		92	144	45	0	0	282	1,482
				<u>134,222</u>	<u>0</u>	<u>10,268</u>	<u>16,160</u>	<u>5,087</u>	<u>33,184</u>	<u>1,008</u>	<u>65,708</u>	<u>199,930</u>
<b>465: CONSTABLE PRCT 3-2</b>												
CONSTABLE PRECINCT 3-2	23,000	881.23	884.62	23,000		1,760	2,769	872	8,296	252	13,948	36,949
DEPUTY		0.00	15.25	31,720	0	2,427	3,819	1,202	8,296	252	15,996	47,716
OVERTIME				5,000	0	383	602	190	0	0	1,174	6,174
CELL PHONE ALLOWANCE	1,200	1,200	1,200.00	1,200		92	144	45	0	0	282	1,482
				<u>60,920</u>	<u>0</u>	<u>4,660</u>	<u>7,335</u>	<u>2,309</u>	<u>16,592</u>	<u>504</u>	<u>31,400</u>	<u>92,320</u>
<b>466: CONSTABLE PRCT 4</b>												
CONSTABLE PRECINCT 4	23,000	881.23	884.62	23,000		1,760	2,769	872	8,296	252	13,948	36,949
DEPUTY	26,559	12.72	15.25	31,720		2,427	3,819	1,202	8,296	252	15,996	47,716
DEPUTY	13,415	12.85	15.25	31,720		2,427	3,819	1,202	8,296	252	15,996	47,716
DEPUTY	12,528	12.00	15.25	15,860		1,213	1,910	601	0	252	3,976	19,836
OVERTIME				5,000	0	383	602	190	0	0	1,174	6,174
CAR ALLOWANCE	3,600	3,600	3,600.00	3,600		275	433	136	0	0	845	4,445
CELL PHONE ALLOWANCE	1,200	1,200	1,200.00	1,200		92	144	45	0	0	282	1,482
				<u>112,100</u>	<u>0</u>	<u>8,576</u>	<u>13,497</u>	<u>4,249</u>	<u>24,888</u>	<u>1,008</u>	<u>52,217</u>	<u>164,317</u>
<b>475: CO. ATTORNEY</b>												
COUNTY ATTORNEY	46,667	1,788.00	1,794.88	46,667		3,570	5,619	117	8,296	252	17,853	64,520
STATE SUPPLEMENT	23,333	0.00	0.00	23,333		1,785	2,809	58	0	0	4,653	27,986
SECRETARY - OLS	27,812	13.32	15.25	31,720		2,427	3,819	79	8,296	252	14,873	46,593
ASSISTANT	0	0.00	0.00	-		0	0	0	8,296	252	8,548	8,548
LEGAL ASSISTANT-OLS	26,998	12.93	15.25	31,720		2,427	3,819	79	8,296	252	14,873	46,593
SECRETARY - OLS	30,902	14.80	15.69	32,631	385	2,526	3,975	83	8,296	252	15,131	48,148
PARALEGAL - OLS	41,206	1,578.78	1,679.94	43,679	343	3,368	5,300	110	8,296	252	17,326	61,348
INVESTIGATOR	42,432	1,625.75	1,729.92	44,978		3,441	5,415	1,705	8,296	252	19,109	64,087
				<u>254,727</u>	<u>728</u>	<u>19,542</u>	<u>30,757</u>	<u>2,231</u>	<u>58,073</u>	<u>1,764</u>	<u>112,367</u>	<u>367,822</u>
<b>495: CO. AUDITOR</b>												
COUNTY AUDITOR	90,000	3,448.28	3,669.23	95,400		7,298	11,486	239	0	252	19,275	114,675
CELL ALLOWANCE	1,200	1,200	1,200.00	1,200		92	144	3	0	0	239	1,439
ASSISTANT	65,239	2,499.58	2,659.74	69,153	812	5,352	8,424	175	8,296	252	22,499	92,465
ASSISTANT	49,745	1,905.94	2,028.07	52,730	924	4,105	6,460	134	8,296	252	19,247	72,900
ASSISTANT	61,152	2,342.99	2,493.12	64,821		4,959	7,804	162	8,296	252	21,473	86,295
ASSISTANT	40,554	1,553.79	1,653.36	42,987	777	3,348	5,269	109	8,296	252	17,275	61,039
ASSISTANT	48,574	1,861.07	1,980.32	51,488	287	3,961	6,234	129	8,296	252	18,872	70,648
ASSISTANT	52,920	2,027.59	2,157.51	58,000	322	4,462	7,022	146	8,296	252	20,178	78,500
ASSISTANT	45,000	1,724.13	1,834.61	47,700		3,649	5,743	119	8,296	252	18,059	65,759
PART TIME	5,700	7.50	7.50	7,800		597	939	20	0	252	1,807	9,607
				<u>491,280</u>	<u>3,122</u>	<u>37,622</u>	<u>59,526</u>	<u>1,236</u>	<u>58,073</u>	<u>2,268</u>	<u>158,924</u>	<u>653,326</u>
<b>497: CO. TREASURER</b>												
COUNTY TREASURER	56,000	2,145.60	2,153.85	56,000		4,284	6,742	140	8,296	252	19,714	75,715
CLERK	35,496	17.00	18.02	37,482	1,435	2,977	4,686	97	8,296	252	16,308	55,225
CLERK	45,936	22.00	23.32	48,506	2,100	3,871	6,093	127	8,296	252	18,639	69,244
CLERK	37,584	18.00	19.08	39,686	2,100	3,197	5,031	104	8,296	252	16,880	58,667
CLERK	27,144	13.00	15.25	31,720	763	2,485	3,911	81	8,296	252	15,025	47,508
CLERK	28,188	13.50	15.25	31,720	539	2,468	3,884	81	8,296	252	14,981	47,240
CLERK	27,144	13.00	15.25	31,720	469	2,462	3,876	80	8,296	252	14,967	47,156
CLERK - A/R	25,056	12.00	15.25	31,720		2,427	3,819	79	8,296	252	14,873	46,593
OVERTIME				13,000		995	1,565	33			2,592	15,592
				<u>321,554</u>	<u>7,406</u>	<u>25,165</u>	<u>39,607</u>	<u>822</u>	<u>66,369</u>	<u>2,016</u>	<u>133,979</u>	<u>462,939</u>

**COUNTY OF MAVERICK  
ADOPTED SALARIES & LONGEVITY  
2022 - 2023 ADOPTED (UNAUDITED / UNADJUSTED / NOT GAAP)**

DEPARTMENT	ACTUAL SALARIES	HOURLY RATE	HOURLY RATE	ADOPTED SALARIES	LONGEVITY	FICA	RETIREMENT	WC	HOSPITAL	TEC	PLUS FRINGE	TOTAL PERSONNEL
	21-22	21-22	22-23	22-23		7.65%	12.04%	3.79% 4.62%	691	252	BENEFITS	COSTS
<b>499: TAX COLLECTOR</b>												
TAX COLLECTOR	56,000	2,145.59	2,153.85	56,000		4,284	6,742	140	8,296	252	19,714	75,715
ACCOUNTANT	30,276	14.50	15.37	31,970	0	2,446	3,849	80	8,296	252	14,923	46,892
CLERK	25,056	12.00	15.25	31,720		2,427	3,819	79	8,296	252	14,873	46,593
CLERK	25,056	12.00	15.25	31,720		2,427	3,819	79	8,296	252	14,873	46,593
CLERK	43,471	12.00	15.25	31,720		2,427	3,819	79	8,296	252	14,873	46,593
CLERK	25,056	12.00	15.25	31,720		2,427	3,819	79	8,296	252	14,873	46,593
CLERK	35,705	1,368.00	1,455.66	37,847	294	2,918	4,592	95	8,296	252	16,153	54,295
CLERK	28,188	13.50	15.25	31,720	385	2,456	3,865	80	8,296	252	14,950	47,055
CLERK	25,056	12.00	15.25	31,720	0	2,427	3,819	79	8,296	252	14,873	46,593
ACCOUNTANT	55,500	2,126.43	2,262.69	58,830		4,500	7,083	147	8,296	252	20,279	79,109
CLERK	0	12.00	15.25	31,720		2,427	3,819	79	8,296	252	14,873	46,593
CLERK	24,960	12.00	15.25	31,720		2,427	3,819	79	8,296	252	14,873	46,593
CLERK- PART TIME	0	0.00	0.00	0		0	0	0	0	0	0	0
CLERK- PART TIME - TEMP	0	7.50	7.50	7,800		597	939	20	0	252	1,807	9,607
OVERTIME	0			12,000		918	1,445	30	0	0	2,393	14,393
				<b>458,207</b>	<b>679</b>	<b>35,105</b>	<b>55,250</b>	<b>1,147</b>	<b>99,553</b>	<b>3,276</b>	<b>194,331</b>	<b>653,216</b>
<b>501:INFO. DEPARTMENT</b>												
DEPARTMENT HEAD	48,407	1,854.67	1,973.51	51,311	826	3,989	6,277	130	8,296	252	18,944	71,082
ASSISTANT - TAX OFFICE	12,528	12.00	15.25	31,720		2,427	3,819	79	8,296	252	14,873	46,593
				<b>83,031</b>	<b>826</b>	<b>6,415</b>	<b>10,096</b>	<b>210</b>	<b>16,592</b>	<b>504</b>	<b>33,817</b>	<b>117,675</b>
<b>508:COLLECTION DEPARTMENT</b>												
DEPARTMENT HEAD	34,889	16.71	17.71	36,841	336	2,844	4,476	93	8,296	252	15,961	53,138
ASSISTANT CLERK	32,762	15.69	16.63	34,595	259	2,666	4,196	87	8,296	252	15,498	50,352
ASSISTANT CLERK	0		0.00	-		-	-	-	-	-	-	-
				<b>71,435</b>	<b>595</b>	<b>5,510</b>	<b>8,672</b>	<b>180</b>	<b>16,592</b>	<b>504</b>	<b>31,459</b>	<b>103,489</b>
<b>505: VOTER ADMINISTRATION</b>												
ASSISTANT	37,889	1,451.69	1,544.71	40,162	1,596	3,195	5,028	104	8,296	252	16,875	58,633
OVERTIME		0.00	0.00	30,000		2,295	3,612	75	0	0	5,982	35,982
ASSISTANT	31,320	15.00	17.00	35,360	847	2,770	4,359	91	8,296	252	15,768	51,975
ASSISTANT	27,144	13.00	15.25	31,720	259	2,446	3,850	80	8,296	252	14,925	46,904
				<b>137,242</b>	<b>2,702</b>	<b>10,706</b>	<b>16,849</b>	<b>350</b>	<b>24,888</b>	<b>756</b>	<b>53,549</b>	<b>193,493</b>
<b>510:COURTHOUSE</b>												
CUSTODIAN	30,237	14.46	15.35	31,928	1,491	2,557	4,024	1,507	8,296	252	16,636	50,055
CUSTODIAN	25,056	12.00	15.25	31,720	259	2,446	3,850	1,442	8,296	252	16,287	48,266
CUSTODIAN	25,056	12.00	15.25	31,720		2,427	3,819	1,431	8,296	252	16,224	47,944
CUSTODIAN	25,053	12.00	15.25	31,720	693	2,480	3,903	1,462	8,296	252	16,392	48,805
CUSTODIAN	25,056	12.00	15.25	31,720	343	2,453	3,860	1,446	8,296	252	16,307	48,370
PROJECT MANAGER	0	0.00	0.00	-		-	-	-	-	-	-	-
				<b>158,808</b>	<b>2,786</b>	<b>12,362</b>	<b>19,456</b>	<b>7,288</b>	<b>41,480</b>	<b>1,260</b>	<b>81,846</b>	<b>243,441</b>
<b>436:D.A./ARPA</b>												
LONGEVITY				0	738	56	89	28	0	0	173	911
LONGEVITY				0	816	62	98	2	0	0	163	979
LONGEVITY				0	1,782	136	215	68	0	0	418	2,200
LONGEVITY				0	654	50	79	25	0	0	154	808
LONGEVITY				0	954	73	115	36	0	0	224	1,178
LONGEVITY				0	618	47	74	2	0	0	123	741
LONGEVITY				0	498	38	60	1	0	0	99	597
				<b>0</b>	<b>6,080</b>	<b>464</b>	<b>730</b>	<b>161</b>	<b>0</b>	<b>0</b>	<b>1,354</b>	<b>7,414</b>
<b>437: JUVENILE / ADULT PROBATION</b>												
LONGEVITY 201 JUV				0	1,800	138	217	8	0	0	362	2,162
LONGEVITY 201 JUV				0	1,482	113	178	6	0	0	298	1,780
LONGEVITY 201 JUV				0	1,392	106	168	6	0	0	280	1,672
LONGEVITY 201 JUV				0	1,392	106	168	6	0	0	280	1,672
LONGEVITY 201 JUV				0	1,074	82	129	5	0	0	216	1,290
LONGEVITY 201 JUV				0	1,800	138	217	8	0	0	362	2,162
LONGEVITY 201 JUV				0	1,800	138	217	8	0	0	362	2,162
LONGEVITY 229 JUV				0	372	28	45	2	0	0	75	447
LONGEVITY 229 JUV				0	234	18	28	1	0	0	47	281
LONGEVITY 229 JUV				0	762	58	92	3	0	0	153	915
LONGEVITY 226 ADULT				0	1,536	118	185	6	0	0	309	1,845
LONGEVITY 227 ADULT				0	1,800	138	217	8	0	0	362	2,162
LONGEVITY 227 ADULT				0	294	22	35	1	0	0	59	353
LONGEVITY 227 ADULT				0	1,800	138	217	8	0	0	362	2,162
LONGEVITY 227 ADULT				0	762	58	92	2	0	0	152	914
LONGEVITY 227 ADULT				0	312	24	38	1	0	0	63	375
LONGEVITY 227 ADULT				0	1,800	138	217	8	0	0	362	2,162
				<b>0</b>	<b>20,412</b>	<b>1,562</b>	<b>2,458</b>	<b>84</b>	<b>0</b>	<b>0</b>	<b>4,104</b>	<b>24,516</b>

**COUNTY OF MAVERICK  
ADOPTED SALARIES & LONGEVITY  
2022 - 2023 ADOPTED (UNAUDITED / UNADJUSTED / NOT GAAP)**

86 hrs per wk / 10 working days = 8.6 per day (262 days)

DEPARTMENT	ACTUAL	HOURLY	HOURLY	ADOPTED	LONGEVITY	FICA	RETIREMENT	WC	HOSPITAL	TEC	PLUS	TOTAL
	SALARIES	RATE	RATE	SALARIES				3.79%			FRINGE	PERSONNEL
	21-22	21-22	22-23	22-23		7.65%	12.04%	4.62%	691	252	BENEFITS	COSTS
<b>560: SHERIFF</b>												
SHERIFF	63,000	2,413.79	2,423.07	63,000		4,819	7,585	2,388	8,296	252	23,340	86,340
SHERIFF ASSISTANT/GRANT DIRECTOR	50,831	1,947.56	1,955.05	50,831	266	3,909	6,152	128	8,296	252	18,737	69,834
ADMINISTRATIVE ASSISTANT	33,408	16.00	16.30	38,064	910	2,982	4,692	97	8,296	252	16,320	55,294
ADMINISTRATIVE ASSISTANT	33,450	16.02	16.30	38,064	826	2,975	4,682	97	8,296	252	16,303	55,193
CHIEF DEPUTY	54,583	2,091.31	2,225.31	57,858	1,316	4,527	7,125	2,243	8,296	252	22,442	81,616
Lieutenant	46,104	20.54	21.77	48,683	1,645	3,850	6,060	1,907	8,296	252	20,365	70,693
Lieutenant	43,433	19.35	20.51	45,863	1,078	3,591	5,652	1,779	8,296	252	19,570	66,510
Lieutenant	46,104	20.54	21.77	48,683	1,911	3,870	6,092	1,918	8,296	252	20,428	71,022
Sergeant	43,815	19.52	20.69	46,266	308	3,563	5,607	1,765	8,296	252	19,484	66,057
Sergeant	43,815	19.52	20.69	46,266	525	3,579	5,634	1,773	8,296	252	19,534	66,325
Sergeant	43,815	19.52	20.69	46,266	749	3,597	5,661	1,782	8,296	252	19,587	66,602
Sergeant	43,815	19.52	20.69	46,266	441	3,573	5,623	1,770	8,296	252	19,515	66,221
Bailiff	43,815	19.52	20.69	46,266	1,050	3,820	5,697	1,793	8,296	252	19,658	66,973
Civil Process	38,764	17.27	18.31	40,933	581	3,176	4,998	1,573	8,296	252	18,295	59,809
DEPUTY (Corporal)	0		17.07	38,169	-	2,920	4,595	1,447	8,296	252	17,510	55,679
DEPUTY (Corporal)	42,535	18.95	20.09	44,915	266	3,456	5,440	1,712	8,296	252	19,156	64,337
DEPUTY (Corporal)	41,301	18.40	19.50	43,611	-	3,336	5,251	1,653	8,296	252	18,788	62,399
DEPUTY (Corporal)	41,301	18.40	19.50	43,611	-	3,336	5,251	1,653	8,296	252	18,788	62,399
DEPUTY	41,480	18.48	19.59	43,801	763	3,409	5,365	1,689	8,296	252	19,012	63,575
DEPUTY	36,138	16.10	17.07	38,160		2,919	4,594	1,446	8,296	252	17,508	55,668
DEPUTY	34,791	15.50	16.43	36,737		2,810	4,423	1,392	8,296	252	17,174	53,912
DEPUTY	42,535	18.95	18.95	42,372	469	3,277	5,158	1,624	8,296	252	18,607	61,448
DEPUTY	34,791	15.50	16.43	36,737		2,810	4,423	1,392	8,296	252	17,174	53,912
DEPUTY	36,899	16.35	17.33	38,752	462	3,000	4,721	1,486	8,296	252	17,756	56,970
DEPUTY	36,363	16.20	17.17	38,397		2,937	4,623	1,455	8,296	252	17,564	55,960
DEPUTY	36,352	16.20	17.17	38,386	343	2,963	4,663	1,468	8,296	252	17,642	56,370
DEPUTY	34,791	15.50	17.07	38,169		2,920	4,595	1,447	8,296	252	17,510	55,679
DEPUTY	36,363	16.20	17.17	38,397		2,937	4,623	1,455	8,296	252	17,564	55,960
DEPUTY	36,138	16.10	17.07	38,160		2,919	4,594	1,446	8,296	252	17,508	55,668
DEPUTY	36,138	16.10	17.07	38,160		2,919	4,594	1,446	8,296	252	17,508	55,668
DEPUTY	36,138	16.10	17.07	38,160		2,919	4,594	1,446	8,296	252	17,508	55,668
DEPUTY	36,138	16.10	17.07	38,160		2,919	4,594	1,446	8,296	252	17,508	55,668
DEPUTY	36,138	16.10	17.07	38,160		2,919	4,594	1,446	8,296	252	17,508	55,668
DEPUTY	36,138	16.10	17.07	38,160		2,919	4,594	1,446	8,296	252	17,508	55,668
DEPUTY	36,138	16.10	17.07	38,160		2,919	4,594	1,446	8,296	252	17,508	55,668
DEPUTY	36,138	16.10	17.07	38,160		2,919	4,594	1,446	8,296	252	17,508	55,668
DEPUTY	36,138	16.10	17.07	38,160		2,919	4,594	1,446	8,296	252	17,508	55,668
Investigator	43,276	19.28	20.44	45,697	546	3,538	5,568	1,753	8,296	252	19,406	65,649
Investigator	43,815	19.52	20.69	46,266	574	3,583	5,639	1,775	8,296	252	19,546	66,386
Investigator	43,815	19.52	20.69	46,266	651	3,589	5,649	1,778	8,296	252	19,564	66,481
Investigator	43,815	19.52	20.69	46,266	819	3,602	5,669	1,785	8,296	252	19,604	66,688
Investigator	43,815	19.52	20.69	46,266	826	3,603	5,670	1,785	8,296	252	19,605	66,697
Investigator	40,897	18.22	19.31	43,184	637	3,352	5,276	1,661	8,296	252	18,837	62,659
Investigator (Violence Against Women Grant)	43,815	19.52	20.69	46,266	546	3,581	5,636	1,774	8,296	252	19,539	66,351
MECHANIC	36,394	17.43	18.48	38,430		2,940	4,627	1,126	8,296	252	17,241	55,671
Budget Director	53,710	2,057.85	2,189.71	56,932	826	4,419	6,954	144	8,296	252	20,065	77,824
Bookkeeper	48,962	1,875.92	1,996.12	51,899	826	4,033	6,348	132	8,296	252	19,061	71,787
IT Technician	42,728	1,637.07	1,741.97	45,291	679	3,517	5,535	115	8,296	252	17,715	63,685
IT Support Technician	31,529	15.10	16.01	33,292	763	2,605	4,100	85	8,296	252	15,339	49,394
DISPATCHER	30,297	14.51	15.38	31,992		2,447	3,852	1,212	8,296	252	16,060	48,051
DISPATCHER	30,297	14.51	15.38	31,992		2,447	3,852	80	8,296	252	14,927	46,919
DISPATCHER	30,297	14.51	15.38	31,992		2,447	3,852	80	8,296	252	14,927	46,919
DISPATCHER	35,517	17.01	18.03	37,504	1,463	2,981	4,692	97	8,296	252	16,318	55,285
DISPATCHER	30,297	14.51	15.38	31,992	294	2,470	3,887	81	8,296	252	14,986	47,271
CHIEF MAINTENANCE	41,000	1,570.88	1,671.54	43,460	378	3,354	5,278	1,977	8,296	252	19,157	62,995
ICE OVERTIME	5,000			5,000		383	602	190	0	0	1,174	6,174
OVERTIME / HOLIDAY	43,300			86,600		6,625	10,427	3,282	0	0	20,334	106,934
				<b>2,375,379</b>	<b>23,737</b>	<b>183,532</b>	<b>288,854</b>	<b>74,815</b>	<b>447,988</b>	<b>13,608</b>	<b>1,008,797</b>	<b>3,407,913</b>

COUNTY OF MAVERICK  
ADOPTED SALARIES & LONGEVITY  
2022 - 2023 ADOPTED (UNAUDITED / UNADJUSTED / NOT GAAP)

86 hrs per wk / 10 working days = 8.6 per day (261 days)

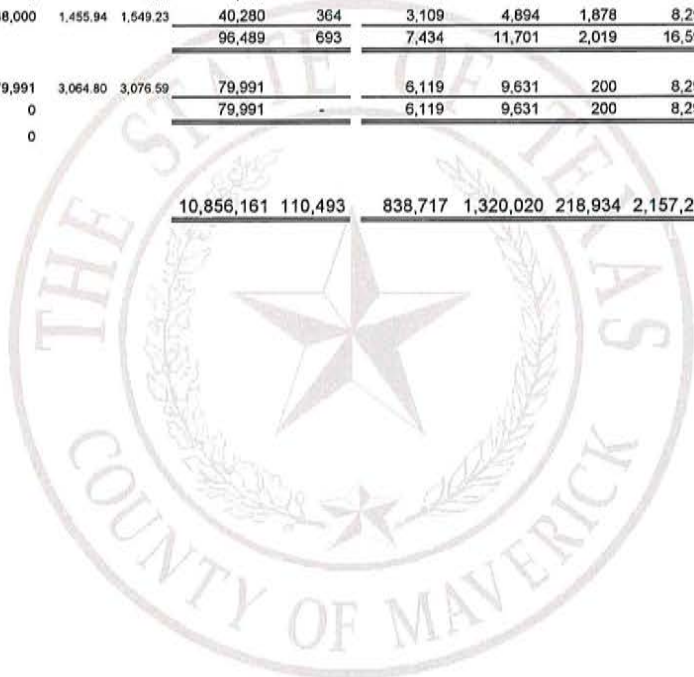
DEPARTMENT	ACTUAL	HOURLY	HOURLY	ADOPTED	LONGEVITY	FICA	RETIREMENT	WC	HOSPITAL	TEC	PLUS	TOTAL
	SALARIES 21-22	RATE 21-22	RATE 22-23	SALARIES 22-23		7.65%	12.04%	3.79% 4.62% .25%			FRINGE BENEFITS	PERSONNEL COSTS
<b>561: JAIL</b>												
JAIL ADMINISTRATOR	52,530	2,012.64	2,141.60	55,682	826	4,323	6,804	2,142	8,296	252	21,816	78,324
ADMINISTRATIVE ASSISTANT	37,020	17.73	18.79	39,091	2,100	3,151	4,959	103	8,296	252	16,762	57,953
Compliance Officer	32,448	15.54	16.47	34,263	623	2,669	4,200	1,322	8,296	252	16,739	51,625
RECORDS MANAGER	33,387	15.99	16.95	35,255	1,351	2,800	4,407	92	8,296	252	15,847	52,453
Records Manager Assistant	32,489	15.56	16.49	34,307	329	2,650	4,170	87	8,296	252	15,454	50,090
Clerk	26,580	12.73	15.25	31,720		2,427	3,819	79	8,296	252	14,873	46,593
Chief Jail Lieutenant	37,788	1,447.82	1,540.59	40,055	546	3,106	4,888	1,539	8,296	252	18,081	58,683
Jail Sergeant	37,485	16.70	17.70	39,582	273	3,049	4,799	1,510	8,296	252	17,906	57,761
Jail Sergeant	37,485	16.70	17.70	39,582	357	3,055	4,809	1,514	8,296	252	17,926	57,864
Jail Sergeant	37,485	16.70	17.70	39,582		3,028	4,765	1,500	8,296	252	17,842	57,424
Jail Sergeant	37,485	16.70	17.70	39,582		3,028	4,766	1,500	8,296	252	17,842	57,424
JAILER	32,322	14.40	15.26	34,130		2,611	4,109	1,294	8,296	252	16,562	50,692
JAILER	32,120	14.31	15.25	34,099		2,609	4,106	1,292	8,296	252	16,555	50,654
JAILER				0		0	0				0	0
JAILER	28,843	12.85	15.25	34,099		2,609	4,106	1,292	8,296	252	16,555	50,654
JAILER	28,843	12.85	15.25	34,099		2,609	4,106	1,292	8,296	252	16,555	50,654
JAILER	32,120	14.31	15.25	34,099		2,609	4,106	1,292	8,296	252	16,555	50,654
JAILER	28,843	12.85	15.25	34,099		2,609	4,106	1,292	8,296	252	16,555	50,654
JAILER	32,120	14.31	15.25	34,099		2,609	4,106	1,292	8,296	252	16,555	50,654
JAILER	32,120	14.31	15.25	34,099		2,609	4,106	1,292	8,296	252	16,555	50,654
JAILER	32,569	14.51	15.38	34,391		2,631	4,141	1,303	8,296	252	16,623	51,014
JAILER	32,120	14.31	15.25	34,099		2,609	4,106	1,292	8,296	252	16,555	50,654
JAILER	28,843	12.85	15.25	34,099		2,609	4,106	1,292	8,296	252	16,555	50,654
JAILER	32,120	14.31	15.25	34,099		2,609	4,106	1,292	8,296	252	16,555	50,654
JAILER	28,843	12.85	15.25	34,099		2,609	4,106	1,292	8,296	252	16,555	50,654
JAILER	28,843	12.85	15.25	34,099		2,609	4,106	1,292	8,296	252	16,555	50,654
JAILER	32,120	14.31	15.25	34,099		2,609	4,106	1,292	8,296	252	16,555	50,654
JAILER	28,843	12.85	15.25	34,099		2,609	4,106	1,292	8,296	252	16,555	50,654
JAILER	28,843	12.85	15.25	34,099		2,609	4,106	1,292	8,296	252	16,555	50,654
JAILER	28,843	12.85	15.25	34,099		2,609	4,106	1,292	8,296	252	16,555	50,654
JAILER	32,569	14.51	15.38	34,391		2,631	4,141	1,303	8,296	252	16,623	51,014
JAILER	28,843	12.85	15.25	34,099		2,609	4,106	1,292	8,296	252	16,555	50,654
JAILER	32,120	14.31	15.25	34,099		2,609	4,106	1,292	8,296	252	16,555	50,654
JAILER	28,843	12.85	15.25	34,099		2,609	4,106	1,292	8,296	252	16,555	50,654
JAILER	28,843	12.85	15.25	34,099		2,609	4,106	1,292	8,296	252	16,555	50,654
JAILER	28,843	12.85	15.25	34,099		2,609	4,106	1,292	8,296	252	16,555	50,654
JAILER	32,120	14.31	15.25	34,099		2,609	4,106	1,292	8,296	252	16,555	50,654
JAILERS 23 Jailers 1.46+	75,374	33.58	35.59	79,590		6,089	9,583	3,016		252	18,940	98,530
Part Time Jailer	13,748	12.25	15.25	17,050		1,304	2,053	646	0	252	4,255	21,305
Part Time Jailer	0	12.25	15.25	17,050		1,304	2,053	646	0	252	4,255	21,305
Transport Officer Lieutenant	43,444	1,664.51	1,771.17	46,050	1,498	3,637	5,725	1,802	8,296	252	19,712	67,261
Transport Officer	33,557	14.95	15.85	35,434		2,711	4,266	1,343	8,296	252	16,868	52,302
Transport Officer	33,557	14.95	15.85	35,434		2,711	4,266	1,343	8,296	252	16,868	52,302
Transport Officer	39,797	17.73	18.79	42,023	539	3,256	5,124	1,613	8,296	252	18,542	61,104
Transport Officer	33,557	14.95	15.85	35,434		2,711	4,266	1,343	8,296	252	16,868	52,302
Transport Officer	33,557	14.95	15.85	35,434		2,711	4,266	1,343	8,296	252	16,868	52,302
MEDICAL ASSISTANT	28,794	13.79	15.25	31,720		2,427	3,819	79	8,296	252	14,873	46,593
NURSE	41,146	1,576.46	1,677.47	43,614		3,336	5,251	109	8,296	252	17,245	60,859
CUSTODIAN ASSISTANCE	25,056	12.00	15.25	31,720	679	2,479	3,901	1,461	8,296	252	16,389	48,788
Maintenance Facility	31,007	14.85	15.74	32,741	539	2,546	4,007	1,501	8,296	252	16,602	49,882
HOLIDAY PAY	25,000			25,000		1,913	3,010	948	0	0	5,870	30,870
				1,892,380	9,660	145,506	229,006	63,583	406,508	13,104	857,707	2,759,746

COUNTY OF MAVERICK  
ADOPTED SALARIES & LONGEVITY  
2022 - 2023 ADOPTED (UNAUDITED / UNADJUSTED / NOT GAAP)

DEPARTMENT	ACTUAL SALARIES	HOURLY RATE	HOURLY RATE	ADOPTED SALARIES	LONGEVITY	FICA	RETIREMENT	WC	HOSPITAL	TEC	PLUS FRINGE BENEFITS	TOTAL PERSONNEL COSTS
	21-22	21-22	22-23	22-23		7.65%	12.04%	3.79% 4.62% 25%	691	252		
<b>647: PCT 1 ADMIN OFFICE VFW</b>												
ASSISTANT	36,018	17.25	18.29	38,033	511	2,949	4,641	96	8,296	252	16,234	54,778
ASSISTANT	25,056	12.00	15.25	31,720		2,427	3,819	79	8,296	252	14,873	46,593
OVERTIME	6,300			6,300		482	759	16	0	0	1,256	7,556
				<u>76,053</u>	<u>511</u>	<u>5,857</u>	<u>9,218</u>	<u>191</u>	<u>16,592</u>	<u>504</u>	<u>32,363</u>	<u>108,927</u>
<b>661: PCT 1 - ADMIN OFFICE @ LOPETEGUI PARK</b>												
ASSISTANT	36,060	17.27	18.31	38,077	847	2,978	4,686	97	8,296	252	16,310	55,233
ASSISTANT 2	0	0.00	0.00	0		0	0	0	0	0	0	0
PART TIME CLERK 20 HRS PER WK	13,468	12.00	15.25	15,860	644	1,263	1,987	41	0	252	3,543	20,047
ASSISTANT	0	0.00	0.00	0		0	0	0	0	0	0	0
OVERTIME				3,500		268	421	9	0	0	698	4,198
				<u>57,437</u>	<u>1,491</u>	<u>4,508</u>	<u>7,095</u>	<u>147</u>	<u>8,296</u>	<u>504</u>	<u>20,550</u>	<u>79,478</u>
<b>649 : PCT 2 ADMIN OFFICE</b>												
SECRETARY												
ASSISTANT	32,364	15.50	16.43	34,174	588	2,659	4,185	87	8,296	252	15,480	50,242
ASSISTANT	25,056	12.00	15.25	31,720		2,427	3,819	79	8,296	252	14,873	46,593
ASSISTANT	25,056	12.00	15.25	31,720		2,427	3,819	79	8,296	252	14,873	46,593
ASSISTANT	25,808	12.36	15.25	31,720		2,427	3,819	79	8,296	252	14,873	46,593
				<u>129,334</u>	<u>588</u>	<u>9,939</u>	<u>15,643</u>	<u>325</u>	<u>33,184</u>	<u>1,008</u>	<u>60,099</u>	<u>190,021</u>
<b>663: COMMUNITY CENTERS</b>												
SECO MINES COMM. DIRECTOR	34,536	16.54	17.53	36,467		2,790	4,391	91	8,296	252	15,820	52,287
SECRETARY PCT 3	32,364	15.50	16.43	34,174		2,614	4,115	85	8,296	252	15,362	49,537
SECRETARY	25,056	12.00	15.25	31,720		2,427	3,819	79	8,296	252	14,873	46,593
TEMPORARY ASSITANT	0	0.00	0.00	0		0	0	0	0	0	0	0
				<u>102,362</u>	<u>0</u>	<u>7,831</u>	<u>12,324</u>	<u>256</u>	<u>24,888</u>	<u>756</u>	<u>46,055</u>	<u>148,417</u>
<b>685: PCT 3 ADMIN OFFICE</b>												
ASSISTANT	46,103	22.08	23.40	48,682	854	3,790	5,964	124	8,296	252	18,426	67,962
				<u>48,682</u>	<u>854</u>	<u>3,790</u>	<u>5,964</u>	<u>124</u>	<u>8,296</u>	<u>252</u>	<u>18,426</u>	<u>67,962</u>
<b>520: FOOD PANTRY</b>												
Co-Director	42,883	1,643.03	1,748.31	45,456	966	3,551	5,589	116	8,296	252	17,805	64,227
Co-Director	38,230	1,464.77	1,558.63	40,524		3,100	4,879	101	8,296	252	16,629	57,153
Assistant 1	30,234	14.48	15.35	31,926	721	2,497	3,931	82	8,296	252	15,058	47,704
Assistant 2	30,234	14.48	15.35	31,926	448	2,477	3,898	81	8,296	252	15,003	47,377
Assistant 3	28,710	13.75	15.25	31,720	805	2,488	3,916	81	8,296	252	15,034	47,559
Temporary Full Time	25,056	12.00	15.25	31,720		2,427	3,819	79	8,296	252	14,873	46,593
				<u>213,271</u>	<u>2,940</u>	<u>16,540</u>	<u>26,032</u>	<u>541</u>	<u>49,776</u>	<u>1,512</u>	<u>94,401</u>	<u>310,612</u>
<b>648: PARKS &amp; RECREATION</b>												
DEPARTMENT HEAD	56,650	2,170.50	2,309.56	60,049		4,594	7,230	2,654	8,296	252	23,026	83,075
PARKS AND RECREATION SUPERVISOR	47,135	1,805.92	1,921.64	49,993	476	3,859	6,073	2,229	8,296	252	20,709	71,147
PARKS AND RECREATION LABORER	16,704	8.00	8.00	16,640	448	1,307	2,057	755	8,296	252	12,668	29,756
PARKS AND RECREATION LABORER	25,056	12.00	15.25	31,720		2,427	3,819	1,402	8,296	252	16,196	47,916
PARKS AND RECREATION LABORER	25,056	12.00	15.25	31,720		2,427	3,819	1,402	8,296	252	16,196	47,916
PARKS AND RECREATION LABORER	25,056	12.00	15.25	31,720		2,427	3,819	1,402	8,296	252	16,196	47,916
				<u>221,812</u>	<u>924</u>	<u>17,039</u>	<u>26,817</u>	<u>9,845</u>	<u>49,776</u>	<u>1,512</u>	<u>104,990</u>	<u>327,726</u>
<b>651: VECTOR CONTROL</b>												
VECTOR CONTROL	25,578	12.25	15.25	31,720		2,427	3,819	2,649	8,296	252	17,442	49,162
VECTOR CONTROL	28,188	13.50	15.25	31,720		2,427	3,819	2,649	8,296	252	17,442	49,162
				<u>63,440</u>	<u>0</u>	<u>4,853</u>	<u>7,638</u>	<u>5,297</u>	<u>16,592</u>	<u>504</u>	<u>34,885</u>	<u>98,325</u>
<b>668: PCT 4 ADMIN OFFICE</b>												
ADMINISTRATIVE ASSISTANT	32,356	15.50	16.43	34,166	476	2,650	4,171	87	8,296	252	15,456	50,098
CLERK FULL TIME	25,056	12.00	15.25	31,720	294	2,449	3,854	80	8,296	252	14,932	46,946
				<u>65,886</u>	<u>770</u>	<u>5,099</u>	<u>8,025</u>	<u>167</u>	<u>16,592</u>	<u>504</u>	<u>30,387</u>	<u>97,044</u>
<b>621: HIDTA - CITY OF EP</b>												
ASSISTANT	37,083	17.76	18.83	39,157		2,996	4,715	1,484	8,296	252	17,742	56,899
OVERTIME	0			5,115		391	616	194	8,296	252	9,749	14,864
				<u>44,272</u>	<u>0</u>	<u>3,387</u>	<u>5,330</u>	<u>1,678</u>	<u>16,592</u>	<u>504</u>	<u>27,491</u>	<u>71,764</u>
<b>665: AGRICULTURE</b>												
EXTENSION AGENT	15,173	581.33	618.58	16,083	931	1,302	2,048	43	8,296	252	11,941	28,955
Car Allowance	0			5,500		421	662	14	8,296	252	9,645	15,145
SECRETARY	25,056	12.00	15.25	31,720		2,427	3,819	79	8,296	252	14,873	46,593
				<u>53,303</u>	<u>931</u>	<u>4,149</u>	<u>6,530</u>	<u>136</u>	<u>24,888</u>	<u>756</u>	<u>36,459</u>	<u>90,693</u>
<b>652 CODE ENFORCEMENT</b>												
CODE ENFORCER/SUPERVISOR	35,496	17.00	18.02	37,482	448	2,902	4,567	3,167	8,296	252	19,184	57,113
BUILDING INSPECTOR	40,716	19.50	20.67	42,994	392	3,319	5,224	3,623	8,296	252	20,713	64,099
CODE ENFORCER	34,890	16.71	17.71	36,842		2,818	4,436	3,076	8,296	252	18,879	55,721
				<u>117,317</u>	<u>840</u>	<u>9,039</u>	<u>14,226</u>	<u>9,866</u>	<u>24,888</u>	<u>756</u>	<u>58,776</u>	<u>176,933</u>

COUNTY OF MAVERICK  
ADOPTED SALARIES & LONGEVITY  
2022 - 2023 ADOPTED (UNAUDITED / UNADJUSTED / NOT GAAP)

DEPARTMENT	ACTUAL SALARIES	HOURLY RATE	HOURLY RATE	ADOPTED SALARIES	LONGEVITY	FICA	RETIREMENT	WC	HOSPITAL	TEC	PLUS FRINGE BENEFITS	TOTAL PERSONNEL COSTS
	21-22	21-22	22-23	22-23		7.65%	12.04%	3.79% 4.62%				
<b>589: CEMETARY</b>												
CEMETARY MAINTENANCE LABORER	31,404	15.04	15.94	33,160	1,295	2,636	4,148	2,877	8,296	252	18,209	52,665
CEMETARY MAINTENANCE LABORER	25,056	12.00	15.25	31,720	0	2,427	3,819	2,649	8,296	252	17,442	49,162
CEMETARY MAINTENANCE LABORER	25,056	12.00	15.25	31,720	0	2,427	3,819	2,649	8,296	252	17,442	49,162
				<u>96,600</u>	<u>1,295</u>	<u>7,489</u>	<u>11,787</u>	<u>8,174</u>	<u>24,888</u>	<u>756</u>	<u>53,094</u>	<u>150,989</u>
<b>820: CO. PLANNER</b>												
DEPARTMENT HEAD	51,895	1,986.31	2,115.71	55,009	329	4,233	6,663	138	8,296	252	19,582	74,920
CELL ALLOWANCE	0		0.00	1,200		92	144	3	-	-	239	1,439
ASSISTANT	38,000	1,455.94	1,549.23	40,280	364	3,109	4,894	1,878	8,296	252	18,429	59,073
				<u>96,489</u>	<u>693</u>	<u>7,434</u>	<u>11,701</u>	<u>2,019</u>	<u>16,592</u>	<u>504</u>	<u>38,250</u>	<u>135,432</u>
<b>970: ECONOMIC DEVELOPMENT</b>												
ASSISTANT	79,991	3,064.80	3,076.59	79,991		6,119	9,631	200	8,296	252	24,498	104,490
	0			79,991	-	6,119	9,631	200	8,296	252	24,498	104,490
	0											
<b>TOTAL GENERAL FUND</b>				<u>10,856,161</u>	<u>110,493</u>	<u>838,717</u>	<u>1,320,020</u>	<u>218,934</u>	<u>2,157,256</u>	<u>69,300</u>	<u>4,604,228</u>	<u>15,570,881</u>





COUNTY OF MAVERICK  
ADOPTED SALARIES & LONGEVITY  
2022 - 2023 ADOPTED (UNAUDITED / UNADJUSTED / NOT GAAP)

DEPARTMENT	ACTUAL SALARIES 21-22	HOURLY RATE 21-22	HOURLY RATE 22-23	ADOPTED SALARIES 22-23	LONGEVITY	FICA 7.65%	RETIREMENT 12.04%	WC 8.35% 3.79% 4.62%	HOSPITAL 691	TEC 252	PLUS FRINGE BENEFITS	TOTAL PERSONNEL COSTS
<b>696: NUTRITION</b>												
DEPARTMENT HEAD	42,391	1,624.16	1,728.23	44,934	959	3,511	5,526	115	8,296	252	17,699	63,592
CLERICAL	27,144	13.00	15.25	31,720		2,427	3,819	79	8,296	252	14,873	46,593
DRIVER / MAINTENANCE	25,059	12.00	15.25	31,720	1,064	2,508	3,947	2,364	8,296	252	17,367	50,151
DRIVER / MAINTENANCE	25,056	12.00	15.25	31,720	413	2,458	3,869	2,317	8,296	252	17,192	49,325
HEAD COOK	28,313	13.56	15.25	31,720	1,092	2,510	3,951	679	8,296	252	15,688	48,500
COOKAID / DRIVER	25,474	12.20	15.25	31,720	1,498	2,541	3,999	688	8,296	252	15,776	48,994
COOKAID / DRIVER	25,056	12.00	15.25	31,720	595	2,472	3,891	669	8,296	252	15,580	47,895
COOKAID / DRIVER	25,056	12.00	15.25	31,720	259	2,446	3,850	662	8,296	252	15,507	47,486
COOKAID / DRIVER	25,056	12.00	15.25	31,720	595	2,472	3,891	669	8,296	252	15,580	47,895
COOKAID / DRIVER	27,144	13.00	15.25	31,720		2,427	3,819	657	8,296	252	15,450	47,170
COOKAID / DRIVER TEMPORARY	25,056	12.00	15.25	31,720		2,427	3,819	657	8,296	252	15,450	47,170
COOKAID / DRIVER	25,056	12.00	15.25	31,720		2,427	3,819	657	8,296	252	15,450	47,170
				<b>393,854</b>	<b>6,475</b>	<b>30,625</b>	<b>48,200</b>	<b>10,211</b>	<b>99,553</b>	<b>3,024</b>	<b>191,613</b>	<b>591,942</b>
<b>?????</b>												
Any Dept	0.00	0.00		-		0	0	0	0	0	0	0
				-		-	-	-	-	-	-	-
<b>200: AIRPORT-</b>												
ATTENDANTS	25,996	12.45	15.25	31,720	924	2,497	3,930	1,472	8,296	252	16,448	49,092
CUSTODIAN	25,056	12.00	15.25	31,720		2,427	3,819	1,431	8,296	252	16,224	47,944
CUSTODIAN	27,667	13.26	15.25	31,720		2,427	3,819	1,431	8,296	252	16,224	47,944
CUSTODIAN	0	0.00	0.00	-		0	0	0	0	0	0	0
				<b>95,160</b>	<b>924</b>	<b>7,350</b>	<b>11,569</b>	<b>4,333</b>	<b>24,888</b>	<b>756</b>	<b>48,897</b>	<b>144,981</b>
<b>180: UTILITY-WATER PLANT</b>												
DEPUTIES	42,700	20.45	21.68	45,088	1,932	3,597	5,661	2,172	8,296	252	19,979	66,999
DEPUTIES	40,048	19.18	20.33	42,288	1,218	3,328	5,238	2,010	8,296	252	19,124	62,630
CLERK/PART TIME ATTENDATS	21,963	19.57	20.74	21,574		1,650	2,598	997	8,296	252	13,793	35,367
CLERK/PART TIME ATTENDATS	16,487	14.69	15.57	16,194		1,239	1,950	748	8,296	252	12,485	28,679
CLERK/PART TIME ATTENDATS	13,468	12.00	15.25	15,860		1,213	1,910	733	8,296	252	12,404	28,264
ASSISTANT	34,410	16.48	17.47	36,335		2,780	4,375	91	8,296	252	15,793	52,128
ASSISTANT	31,320	15.00	15.90	33,072		2,530	3,982	1,528	8,296	252	16,588	49,660
DEPT HEAD	46,774	1,792.11	1,906.94	49,581		3,793	5,969	2,291	8,296	252	20,601	70,182
				<b>259,992</b>	<b>3,150</b>	<b>20,130</b>	<b>31,682</b>	<b>10,569</b>	<b>66,369</b>	<b>2,016</b>	<b>130,767</b>	<b>393,909</b>
<b>269: RECORDS MANAGEMENT</b>												
SUPERVISORS	25,056	12.00	15.25	31,720		2,427	3,819	79	8,296	252	14,873	46,593
SUPERVISORS	25,056	12.00	15.25	31,720		2,427	3,819	79	8,296	252	14,873	46,593
SUPERVISORS	25,056	12.00	15.25	31,720		2,427	3,819	79	8,296	252	14,873	46,593
CLERK - OLS	27,667	13.26	15.25	31,720	336	2,452	3,860	80	8,296	252	14,940	46,996
				<b>126,680</b>	<b>336</b>	<b>9,732</b>	<b>15,317</b>	<b>318</b>	<b>33,184</b>	<b>1,008</b>	<b>59,559</b>	<b>186,775</b>
<b>428: CLFR AMERICAN RESCUE PLA</b>												
CLERK	22,446	20.00	21.20	11,024	343	870	1,369	28	8,296	252	10,815	22,182
CLERK	22,446	20.00	21.20	11,024		843	1,327	418	8,296	252	11,137	22,161
				-		0	0	0	0	0	0	0
				<b>22,048</b>	<b>343</b>	<b>1,713</b>	<b>2,696</b>	<b>446</b>	<b>16,592</b>	<b>504</b>	<b>21,951</b>	<b>44,342</b>
<b>422: SNAP-ED HEALTHY COMMUNITIES</b>												
COMMUNITY OUTREACH	45,000	1,724.14	0.00	-		0	0	0	0	0	0	0
COMMUNITY HEALTH WORKER	35,997	17.24	0.00	-		0	0	0	0	0	0	0
COMMUNITY HEALTH WORKER	35,997	17.24	0.00	-		0	0	0	0	0	0	0
EVALUATION COORDINATOR	59,745	2,289.07	0.00	-		0	0	0	0	0	0	0
CELL ALLOWANCE			0.00	-		0	0	0	0	0	0	0
				<b>-</b>	<b>-</b>	<b>-</b>	<b>-</b>	<b>-</b>	<b>-</b>	<b>-</b>	<b>-</b>	<b>-</b>
<b>389: LBSP</b>												
DEPUTY	32,656	15.64	16.58	34,483	287	2,660	4,186	1,318	8,296	252	16,712	51,482
				-		0	0	0	0	0	0	0
				<b>34,483</b>	<b>287</b>	<b>2,660</b>	<b>4,186</b>	<b>1,318</b>	<b>8,296</b>	<b>252</b>	<b>16,712</b>	<b>51,482</b>

COUNTY OF MAVERICK  
ADOPTED SALARIES & LONGEVITY  
2022 - 2023 ADOPTED (UNAUDITED / UNADJUSTED / NOT GAAP)

DEPARTMENT	ACTUAL	HOURLY	HOURLY	ADOPTED	LONGEVITY	FICA	RETIREMENT	WC	HOSPITAL	TEC	PLUS	TOTAL
	SALARIES 21-22	RATE 21-22	RATE 22-23	SALARIES 22-23		7.65%	12.04%	8.35% 3.79% 4.62% .25%	691	252	FRINGE BENEFITS	PERSONNEL COSTS
<b><u>431: OPERATIONS LONE STAR - SHERIFF</u></b>												
DEPUTY	40,758	19.52	20.69	43,038	1,022	3,371	5,305	1,670	8,296	252	18,893	62,953
DEPUTY	32,489	15.56	16.49	34,307		2,624	4,131	1,300	8,296	252	16,603	50,910
DEPUTY	32,489	15.56	16.49	34,307		2,624	4,131	1,300	8,296	252	16,603	50,910
TRANSPORT	31,216	14.95	15.85	32,982		2,522	3,969	1,249	8,296	252	16,288	49,249
DEPUTY	32,489	15.56	15.56	32,365		2,476	3,897	1,227	8,296	252	16,147	48,512
DEPUTY	27,144	13.00	15.25	31,720		2,427	3,819	1,202	8,296	252	15,996	47,716
DEPUTY	27,144	13.00	15.25	31,720		2,427	3,819	1,202	8,296	252	15,996	47,716
DEPUTY	27,144	13.00	15.25	31,720		2,427	3,819	1,202	8,296	252	15,996	47,716
OVERTIME				50,000		3,825	6,020	1,895			11,740	61,740
OVERTIME - DETENTION OFFICER				20,000		1,530	2,408	758			4,696	24,696
OVERTIME - PEACE OFFICER				15,000		1,148	1,806	569			3,522	18,522
				<b>357,138</b>	<b>1,022</b>	<b>27,399</b>	<b>43,122</b>	<b>13,574</b>	<b>66,369</b>	<b>2,016</b>	<b>152,481</b>	<b>510,640</b>
<b><u>432: OPERATIONS LONE STAR - COUNTY ATTORNEY</u></b>												
COURT COORDINATOR	32,990	15.80	15.80	32,864		2,514	3,957	82	8,296	252	15,101	47,965
LEGAL SECRETARY	34,995	16.76	16.76	34,861		2,667	4,197	87	8,296	252	15,499	50,360
LEGAL SECRETARY	34,995	16.76	16.76	34,861	371	2,695	4,242	88	8,296	252	15,573	50,805
LEGAL SECRETARY - OLS	2,506	1.20	1.20	2,496		191	301	6	0	0	498	2,994
LEGAL SECRETARY	2,506	1.20	1.20	2,496	0	191	301	6	0	0	498	2,994
LEGAL ASSISTANT	3,320	1.59	1.59	3,307		253	398	8	0	0	659	3,967
INVESTIGATOR	2,502	95.85	96.22	2,502		191	301	95	8,296	252	9,135	11,637
ASSISTANT INVESTIGATOR	40,006	1,532.80	1,538.70	40,006		3,060	4,817	1,516	8,296	252	17,942	57,948
ASSISTANT PROSECUTOR	100,000	3,831.42	3,846.15	100,000		7,650	12,040	250	8,296	252	28,488	128,488
ASSISTANT COURT COORDINATOR	32,990	15.80	15.80	32,864		2,514	3,957	82	8,296	252	15,101	47,965
PARALEGAL - OLS	2,496	95.82	95.99	2,496	0	191	300	6	0	0	498	2,993
CLERK	6,264	3.00	3.00	6,240	0	477	751	16	0	0	1,244	7,484
CLERK	9,834	4.71	4.71	9,797	0	749	1,180	24	0	0	1,953	11,750
CLERK	3,257	1.56	1.56	3,245	0	248	391	8	0	0	647	3,892
CLERK	31,320	15.00	15.00	31,200		2,387	3,756	78	8,296	252	14,769	45,969
CLERK	31,320	15.00	15.00	31,200		2,387	3,756	78	8,296	252	14,769	45,969
OVERTIME				10,000		765	1,204	25	0	0	1,994	11,994
				<b>380,434</b>	<b>371</b>	<b>29,132</b>	<b>45,849</b>	<b>2,457</b>	<b>74,665</b>	<b>2,268</b>	<b>154,370</b>	<b>535,175</b>
<b><u>417: PCT4 SHERIFF SUBSTATION (7months)</u></b>												
DEPUTIES		15.00	15.00	19,608		1,500	2,361	743	4,839	252	9,695	29,303
DEPUTIES		15.00	15.00	19,608		1,500	2,361	743	4,839	252	9,695	29,303
SECRETARY		15.00	15.00	19,608		1,500	2,361	743	4,839	252	9,695	29,303
				<b>58,824</b>	<b>-</b>	<b>4,500</b>	<b>7,082</b>	<b>2,229</b>	<b>14,518</b>	<b>756</b>	<b>29,086</b>	<b>87,910</b>

MAVERICK COUNTY TREASURER'S FALCON JUN 2022

GENERAL FUND (UNRESTRICTED FUNDS)							
NAME	MAY	RECEIPTS	INT. EARNED	TOTAL	DISB	ANALYSIS CHARGE	JUN
CO TREAS. GENERAL FUND. 1-B	\$ 8,394,815.28	\$ 998,231.08	\$ -	\$ 9,393,046.36	\$ 2,088,581.06		\$ 7,304,465.30
CO TREAS ROAD & BRIDGE FUND.	\$ 428,854.29	\$ 191,185.72	\$ -	\$ 620,040.01	\$ 251,316.89		\$ 368,723.12
<b>TOTAL</b>	<b>\$ 8,823,669.57</b>	<b>\$ 1,189,416.80</b>	<b>\$ -</b>	<b>\$10,013,086.37</b>	<b>\$ 2,339,897.95</b>	<b>\$ -</b>	<b>\$ 7,673,188.42</b>

INTERES / SINKING & OTHER FUNDS (RESTRICTED ACCOUNTS)							
NAME	MAY	RECEIPTS	INT. EARNED	TOTAL	DISB	ANALYSIS CHARGE	JUN
CO. TREAS PAYROLL FUND. 35	\$ 962,390.97	\$1,635,673.33	\$ -	\$ 2,598,064.30	\$1,614,043.92	\$ -	\$ 984,020.38
CJT CASH BOND MONEY MARKET. 66	\$ 95,543.33	\$ 12.17	\$ -	\$ 95,555.50	\$ -	\$ -	\$ 95,555.50
CJT EMPLOYEE X-MAS SAVING MMK. 63	\$ 175,187.29	\$ 36,174.63	\$ -	\$ 211,361.92	\$ -	\$ -	\$ 211,361.92
CJT CONTRACTUAL OBLIGATION SERIES '94 ILS. 11	\$ 784,278.52	\$ 92,359.54	\$ -	\$ 876,638.06	\$ -	\$ -	\$ 876,638.06
CJT LANDFILL & CRIMINAL DET. CENTER. 29	\$ 385,964.52	\$ 376,117.54	\$ -	\$ 762,082.16	\$ 593,862.79	\$ -	\$ 168,219.37
CJT AIRPORT FUND. 2	\$ 1,031,949.83	\$ 206.86	\$ -	\$ 1,032,156.69	\$ 10,855.13	\$ -	\$ 1,021,301.56
CJT RECORDS MANAGEMENT FUND. 43	\$ 41,422.13	\$ 8,897.61	\$ -	\$ 50,319.74	\$ 10,522.13	\$ -	\$ 39,797.61
CJT TECHNOLOGY FUND. 54	\$ 4,805.90	\$ 2,539.73	\$ -	\$ 7,345.63	\$ 7,926.49	\$ -	\$ -
CJT MAV. CO LAW LIBERTY ACCT. 30	\$ 511,672.14	\$ 11,898.86	\$ -	\$ 523,571.00	\$ -	\$ -	\$ 523,571.00
CJT MAV. CO UTILITY FUND 60	\$ 407,861.60	\$ 93,444.96	\$ -	\$ 501,306.56	\$ 62,543.08	\$ -	\$ 438,763.48
CJT COURTHOUSE SECURITY FUND. 12	\$ 158,044.89	\$ 4,882.46	\$ -	\$ 162,927.35	\$ -	\$ -	\$ 162,927.35
CJT MAVERICK COUNTY "GPA". 24	\$ 454,061.86	\$ 213,609.02	\$ -	\$ 667,670.88	\$ 288,160.32	\$ -	\$ 379,510.56
MAVERICK COUNTY TAX NOTE 2016. 53	\$ 526,544.98	\$ 235.06	\$ -	\$ 526,780.04	\$ -	\$ -	\$ 526,780.04
MAVERICK COUNTY LBSP GRANT # 3140901. 31	\$ 31,959.94	\$ 4,477.37	\$ -	\$ 36,437.31	\$ 3,898.68	\$ -	\$ 32,538.63
MAV COUNTY UNCLAIMED FUNDS. 59	\$ 4,404.60	\$ 0.56	\$ -	\$ 4,405.16	\$ -	\$ -	\$ 4,405.16
MAVERICK COUNTY COLONIA FUND. 36	\$ 79,878.67	\$ 10.18	\$ -	\$ 79,888.85	\$ -	\$ -	\$ 79,888.85
MAV CO OPERATION STAR GRANT PRO 38-A	\$ 732,081.12	\$ 40,936.79	\$ -	\$ 773,017.91	\$ 28,276.14	\$ -	\$ 744,741.77
MAV CO OPERATION LONESTAR GRANT #432 64376302 38 - B	\$ 189,672.96	\$ 18,754.95	\$ -	\$ 208,427.91	\$ 52,447.06	\$ -	\$ 155,980.85
MAV CO OLS Bond 38 - 1	\$ 0.01	\$ -	\$ -	\$ 0.01	\$ -	\$ -	\$ 0.01
MAVERICK COUNTY TAX NOTE 2019. 54	\$ 24,444.93	\$ 3.11	\$ -	\$ 24,448.04	\$ -	\$ -	\$ 24,448.04

**INTERES /SINKING & OTHER FUNDS (RESTRICTED ACCOUNTS) CONT.**

NAME	MAY	RECEIPTS	INT. EARNED	TOTAL	DISB	ANALYSIS CHARGE	JUN
MAVERICK COUNTY - PARKLAND FEES. 34	\$ 1,096.02	\$ 0.14	\$ -	\$ 1,096.16	\$ -	\$ -	\$ 1,096.16
MAVERICK COUNTY LOCAL TRAFFIC FINE. 84	\$ 3,633.04	\$ 0.45	\$ -	\$ 3,633.49	\$ -	\$ -	\$ 3,633.49
MAVERICK COUNTY PUBLIC ASSISTANCE GRANT. 39	\$ 206,079.68	\$ 8,889.63	\$ -	\$ 214,969.31	\$ 38,345.73	\$ -	\$ 176,619.58
MAV CO EMERGENCY SER HELP FOR COLONIA 38	\$ 12,690.01	\$ 1.62	\$ -	\$ 12,691.63	\$ -	\$ -	\$ 12,691.63
MAV CO CDBG. 33	\$ 100.10	\$ 0.01	\$ -	\$ 100.11	\$ -	\$ -	\$ 100.11
MAV CO CERTIFICATE OF OBLIGATION SERIES 2020 8	\$ 255,007.91	\$ 105.53	\$ -	\$ 255,113.44	\$ 561,245.30	\$ -	\$ 326,131.86
MAV CO SAVINS GRANT 46	\$ 4,017.49	\$ 4,016.31	\$ -	\$ 8,033.80	\$ -	\$ -	\$ 8,033.80
MAV CO HIDTADA OFFICE. 19	\$ 32,053.85	\$ 13,192.08	\$ -	\$ 45,245.93	\$ 100.00	\$ -	\$ 45,145.93
MAV CO CTIF 01_159. 14	\$ 111,971.76	\$ 14.52	\$ -	\$ 111,986.28	\$ 3,720.06	\$ -	\$ 108,266.22
MAC CO SELF HELP CENTER GRANT. 47	\$ 547,834.51	\$ 156,764.80	\$ -	\$ 704,599.31	\$ 44,707.17	\$ -	\$ 659,892.14
MAC CO SNAP ED HEALTH COM. 48	\$ 274,967.73	\$ 24,622.97	\$ -	\$ 299,590.70	\$ 75,347.55	\$ -	\$ 224,243.15
MAV CO CLER AMERICAN RESCUE PLAN ACT. 3-1	\$ 373,382.57	\$ 50.65	\$ -	\$ 373,433.22	\$ 37,699.12	\$ -	\$ 335,734.10
MAV CO CDMPM CARDIOVASCULAR DISEASE. 3-2	\$ 32,668.82	\$ 4.78	\$ -	\$ 32,673.60	\$ 1,425.00	\$ -	\$ 31,248.60
MAV CO HOTEL TAX. 26	\$ 100.10	\$ 0.01	\$ -	\$ 100.11	\$ -	\$ -	\$ 100.11
MAV CO TRINATIONAL EPIDEMIOLOGY WORK 58	\$ 7,848.48	\$ 1.00	\$ -	\$ 7,849.48	\$ -	\$ -	\$ 7,849.48
MAV CO TR certificate of obligation series 2021. 9	\$ 3,231,460.47	\$ 586.65	\$ -	\$ 3,232,047.12	\$ 273,370.56	\$ -	\$ 2,958,676.56
MAV CO AIRPORT Indot Aviation Remp Grant 3	\$ 8,814.73	\$ 1.12	\$ -	\$ 8,815.85	\$ -	\$ -	\$ 8,815.85
MAVERICK CO CRIMINAL JUSTICE GRANT #4061501.13	\$ 58,906.42	\$ 7.50	\$ -	\$ 58,913.92	\$ -	\$ -	\$ 58,913.92
MAV CO TRAVELERS HEALTH INITIATIVE FUNG 57	\$ 109,926.73	\$ 16.90	\$ -	\$ 109,943.63	\$ 45,509.01	\$ -	\$ 64,434.62
<b>TOTAL</b>	\$ 5,272,560.42	\$ 208,276.17	\$ -	\$ 5,480,836.59	\$ 1,101,473.50	\$ -	\$ 4,379,363.09
<b>TOTAL INT. SAV OTHER SPEC FUNDS &amp; GENERAL FUND</b>	\$ 20,698,400.18	\$ 3,937,927.80	\$ -	\$ 24,636,327.98	\$ 6,113,907.19	\$ -	\$ 10,849,232.37

**NEW ACCTS**

NAME	MAY	RECEIPTS	INT. EARNED	TOTAL	DISB	ANAL CHARGE	JUN
MAVERICK COUNTY DEFICIT RED. 32	\$ 856,367.23	\$ 109.09	\$ -	\$ 856,476.32	\$ -	\$ -	\$ 856,476.32
<b>TOTAL</b>	\$ 856,367.23	\$ 109.09	\$ -	\$ 856,476.32	\$ -	\$ -	\$ 856,476.32

**GRANTS FUND (RESTRICTED ACCOUNTS TO BE USED FOR GRANT PURPOSE PER THE GRANT AGREEMENT)**

NAME	MAY	RECEIPTS	INT. EARNED	TOTAL	DISB	ANAL CHARGE	JUN
C/T MAY CO ELDERLY NUTRITION PROGRAM. 27	\$ 333,139.94	\$ 35,327.31	\$ -	\$ 368,467.25	\$ 111,683.47	\$ -	\$ 256,783.78
C/T OPERATION STONE GARDEN 2011. 51	\$ 41,138.75	\$ 5.24	\$ -	\$ 41,143.99	\$ -	\$ -	\$ 41,143.99
C/T STONE GARDEN 2017. 52	\$ 130,773.34	\$ 127,225.99	\$ -	\$ 257,999.33	\$ 12,731.42	\$ -	\$ 130,267.91
C/T SHERIFF DEPT CHESAPEAKE OPERATION, INC. 49	\$ 29,730.53	\$ 3.79	\$ -	\$ 29,734.32	\$ -	\$ -	\$ 29,734.32
MAVERICK COUNTY TABACCO GRANT. 56	\$ 100.10	\$ 0.01	\$ -	\$ 100.11	\$ -	\$ -	\$ 100.11
<b>TOTAL</b>	\$ 534,882.66	\$ 162,562.34	\$ -	\$ 697,445.00	\$ 239,414.89	\$ -	\$ 458,030.11

**MAVERICK COUNTY PASS THROUGH**

NAME	MAY	RECEIPTS	INT. EARNED	TOTAL	DISB	ANAL CHARGE	JUN
MAVERICK COUNTY HOPE. K. THE PASS THROUGH. 20	\$ 4,875.53	\$ 0.62	\$ -	\$ 4,876.15	\$ -	\$ -	\$ 4,876.15
<b>TOTAL</b>	\$ 4,875.53	\$ 0.62	\$ -	\$ 4,876.15	\$ -	\$ -	\$ 4,876.15

**NEWACCTS**

NAME	MAY	RECEIPTS	INT. EARNED	TOTAL	DISB	ANAL CHARGE	JUN
COUNTY COURT RECORDS PRESERVATION FUND. 67	\$ 87,878.31	\$ 111.19	\$ -	\$ 87,989.50	\$ -	\$ -	\$ 87,989.50
COUNTY FARM PROTECTION ACT. 68	\$ 14,144.34	\$ 1.80	\$ -	\$ 14,146.14	\$ -	\$ -	\$ 14,146.14
JUDICIAL EFFICIENCY OF COURTSTIME PAYMENT 69	\$ 1,078.18	\$ 1.04	\$ -	\$ 1,079.22	\$ -	\$ -	\$ 1,079.22
COUNTY CLERK REC. MGMT & PRESERVATION. 70	\$ 371,072.58	\$ 7,698.94	\$ -	\$ 378,771.52	\$ -	\$ -	\$ 378,771.52
CONT. ED. OF JUDGE & STAFF OF PROBATE. 71	\$ 2,256.48	\$ 0.29	\$ -	\$ 2,256.77	\$ -	\$ -	\$ 2,256.77
COURT INITIATED GUARDIANSHIP FUND. 72	\$ 4,784.81	\$ 0.61	\$ -	\$ 4,785.42	\$ -	\$ -	\$ 4,785.42
VITAL STATISTICS FUND. 73	\$ 40,400.34	\$ 541.11	\$ -	\$ 40,941.45	\$ -	\$ -	\$ 40,941.45
E FILE RECOVERY DIST CLERK FUND 74	\$ 29,986.91	\$ 3.82	\$ -	\$ 29,990.73	\$ -	\$ -	\$ 29,990.73
DIS. REC. MGMT. & PRESERVATION FUND 75	\$ 48,888.14	\$ 306.78	\$ -	\$ 49,194.92	\$ -	\$ -	\$ 49,194.92
COUNTY & DISTRICT TECH. FUND. 76	\$ 2,232.23	\$ 18.25	\$ -	\$ 2,250.48	\$ -	\$ -	\$ 2,250.48
COURT COST FEES FUND # 103. 85	\$ 160,137.64	\$ 19,930.91	\$ -	\$ 180,068.55	\$ 7,883.10	\$ -	\$ 172,185.45
COURT CLERK RECORDS ARCHIVE ACCT. 87	\$ 3,770.39	\$ 10.46	\$ -	\$ 3,780.85	\$ -	\$ -	\$ 3,780.85
MAV. CO. RECORDS ARCHIVE FEE DISTRICT CLERK. 86	\$ 55,764.16	\$ 56.88	\$ -	\$ 55,821.04	\$ -	\$ -	\$ 55,821.04

MAVERICK COUNTY JURY FUND. 78	\$	185.04	\$	61.72	\$	-	\$	246.76	\$	-	\$	246.76
MAV CO LOCAL CONSOLIDATED COURT COST. 77	\$	1,176.05	\$	130.52	\$	-	\$	1,306.57	\$	-	\$	1,306.57
MAV COUNTY PROSECUTOR FEE. 80	\$	493.69	\$	20.06	\$	-	\$	513.75	\$	-	\$	513.75
MAVERICK COUNTY SPECIALTY COURT ACCT. 79	\$	617.96	\$	20.08	\$	-	\$	638.04	\$	-	\$	638.04
MAVERICK COUNTY LOCAL TRIANACY PREV. & DIV. 82	\$	9,571.98	\$	1.18	\$	-	\$	9,573.16	\$	-	\$	9,573.16
MAVERICK COUNTY COURT REPORT SVC FUND. 81	\$	6,794.59	\$	2,726.98	\$	-	\$	9,521.57	\$	23.00	\$	9,496.57
MAVERICK COUNTY TIME PAYMENT FUND. 83	\$	4,000.54	\$	5.49	\$	-	\$	4,006.03	\$	-	\$	4,006.03
MAVERICK COUNTY LANGUAGE ACCESS FUND 90	\$	760.09	\$	368.87	\$	-	\$	1,128.96	\$	3.00	\$	1,125.96
MAVERICK COUNTY STATE CONSOLIDATED 91	\$	12,572.21	\$	3,980.85	\$	-	\$	16,553.06	\$	-	\$	16,553.06
MAVERICK COUNTY DISPUTE RESOLUTION FUND 92	\$	4,021.68	\$	1,704.39	\$	-	\$	5,726.07	\$	15.00	\$	5,711.07
MAVERICK COUNTY CHILD SUPPORT SERVICE FEE 93	\$	0.01	\$	-	\$	-	\$	0.01	\$	-	\$	0.01
MAVERICK COUNTY DRO INITIAL OPERATION FEE 94	\$	0.01	\$	-	\$	-	\$	0.01	\$	-	\$	0.01
MAVERICK COUNTY GUARDIANSHIP FUND 95	\$	294.80	\$	140.05	\$	-	\$	434.85	\$	-	\$	434.85
MAVERICK COUNTY JUDICIAL EDUCATION SUPPORT FUND 96	\$	95.03	\$	35.01	\$	-	\$	130.04	\$	-	\$	130.04
MAVERICK COUNTY ADMINISTRATION FUND 97	\$	190.06	\$	70.03	\$	-	\$	260.09	\$	-	\$	260.09
MAVERICK COUNTY ANNUAL OR FINAL ACCOUNT FEE (IN REPORTS & APPRAISEMENT) 98	\$	40.02	\$	-	\$	-	\$	40.02	\$	-	\$	40.02
MAVERICK COUNTY ANNUAL OR FINAL REPORT FEE OF GUARDIANSHIP OF PERSON FEE 99	\$	30.01	\$	-	\$	-	\$	30.01	\$	-	\$	30.01
MAVERICK COUNTY APPROVING A BOND 100	\$	5.01	\$	-	\$	-	\$	5.01	\$	-	\$	5.01
MAV CO COURT FACILITY FEE 101B	\$	5,334.04	\$	2,179.17	\$	-	\$	7,513.21	\$	20.00	\$	7,493.21
MAV CO CLERK OF THE COURT ACCT 89	\$	13,577.85	\$	5,662.67	\$	-	\$	19,240.52	\$	50.00	\$	19,190.52
MAVERICK COUNTY PROPOSED ORDER 101	\$	0.01	\$	-	\$	-	\$	0.01	\$	-	\$	0.01
<b>TOTAL</b>	\$	882,155.19	\$	45,789.15	\$	-	\$	927,944.34	\$	7,996.10	\$	919,948.24

**DISTRICT ATTORNEY ROBERTO SERNA**

NAME	MAY	RECEIPTS	INT. EARNED	TOTAL	DISB	ANAL CHARGE	JUN
DISTRICTED ATTORNEY GENERAL FUND. 16	\$ 138,271.30	\$ 72,990.00	\$ -	\$ 211,261.30	\$ 74,600.10	\$ -	\$ 136,661.20
DISTRICT ATTORNEY TRUSTEE ACCT. 17	\$ 42,927.88	\$ 5.47	\$ -	\$ 42,933.35	\$ -	\$ -	\$ 42,933.35
DISTRICT ATTORNEY SEIZED FUND. 18	\$ 10,239.73	\$ 1.30	\$ -	\$ 10,241.03	\$ -	\$ -	\$ 10,241.03
D.A. BORDER PROSECUTION GRANT # 2283-701. 15	\$ 14,573.14	\$ 24,539.43	\$ -	\$ 39,112.57	\$ 25,008.69	\$ -	\$ 14,103.88
FEDERAL EQUITABLE DA SHARRING ACCT. 20	\$ 27,670.41	\$ 3.52	\$ -	\$ 27,673.93	\$ -	\$ -	\$ 27,673.93
<b>TOTAL</b>	\$ 233,682.46	\$ 97,539.72	\$ -	\$ 331,222.18	\$ 99,608.79	\$ -	\$ 231,613.39

ACCT : (RESTRICTED ACCOUNTS; THE COUNTY HAS NO CONTROL OVER THESE ACCOUNTS BY STATE LAW THEY ARE MAINTAINED BY THE COUNTY TREASURER)							
NAME	MAY	RECEIPTS	INT. EARNED	TOTAL	DISB	ANAL CHARGE	JUN
293 JUDICIAL DISTRICT ADUL PROBATION DEPT. 40	\$ 295,190.54	\$ 26,015.42	\$ -	\$ 321,205.96	\$ 51,695.33	\$ -	\$ 269,510.63
ADULT PROBATION DEPT. "FEE ACCOUNT". 22	\$ 74,822.77	\$ 36,878.91	\$ -	\$ 111,701.68	\$ 28,060.97	\$ -	\$ 83,640.71
JUVENILE PROBATION DEPT. 42	\$ 624,966.53	\$ 738,248.75	\$ -	\$ 1,363,215.28	\$ 137,498.07	\$ -	\$ 1,225,717.21
JUVENILE PROBATION DEPT. "FEE ACCOUNT". 23	\$ 5,178.35	\$ 245.96	\$ -	\$ 5,424.31	\$ -	\$ -	\$ 5,424.31
C/JT FEDERAL FOSTER CARE REIMB. PROG. 21	\$ 31,121.87	\$ 11,757.36	\$ -	\$ 42,879.23	\$ -	\$ -	\$ 42,879.23
ADULT PROBATION - ALLOCATION EXPENSE. 41	\$ 22,655.49	\$ 2.95	\$ -	\$ 22,658.44	\$ 1,040.00	\$ -	\$ 21,618.44
<b>TOTAL</b>	\$ 1,053,935.55	\$ 813,149.35	\$ -	\$ 1,867,084.90	\$ 218,294.37	\$ -	\$ 1,648,790.53

SOLID WASTE (RESTRICTED ACCOUNT UNDER THE CONTROL OF THE SOLID WASTE AUTHORITY BOARD)							
NAME	MAY	RECEIPTS	INT. EARNED	TOTAL	DISB	ANAL CHARGE	JUN
C/JT MAC. CO. SOLID WASTE AUTHORITY. 56	\$ 207,247.52	\$ 200,015.76	\$ -	\$ 407,263.28	\$ 74,464.25	\$ -	\$ 332,799.03
<b>TOTAL</b>	\$ 207,247.52	\$ 200,015.76	\$ -	\$ 407,263.28	\$ 74,464.25	\$ -	\$ 332,799.03

<b>TOTAL</b>	\$ 17,869,376.13	\$ 2,716,859.00	\$ -	#####	\$ 4,081,149.85	\$ -	\$ 16,505,085.28
--------------	------------------	-----------------	------	-------	-----------------	------	------------------

SUMMARY

UNDER COUNTY CONTROL - GENERAL UNRESTRICTED	\$ 7,673,188.42
UNDER COUNTY CONTROL - I&S OTHER RESTRICTED	\$ 10,849,232.37
UNDER GRANT CONTROL RESTRICTED	\$ 2,676,109.21
NEW ACCTS	\$ 1,776,424.56
	<b>\$ 22,974,954.56</b>

# MAVERICK COUNTY TREASURER'S IBC

JUN

2022

## GENERAL FUND (UNRESTRICTED FUNDS)

NAME	MAY	RECEIPTS	INT. EARNED	TOTAL	DISB	ANALYSIS CHARGE	JUN
CO TREAS. GENERAL FUND CLOSED	\$ 1,621.55	\$ -	\$ -	\$ 1,621.55	\$ 1,621.55		\$ 3,243.10
CO TREAS ROAD & BRIDGE FUND	\$ 457.72	\$ -	\$ -	\$ 457.72	\$ 457.72		\$ 915.44
<b>TOTAL</b>	\$ 2,079.27	\$ -	\$ -	\$ 2,079.27	\$ 2,079.27	\$ -	\$ 4,158.54

## INTERES /SINKING & OTHER FUNDS (RESTRICTED ACCOUNTS)

NAME	MAY	RECEIPTS	INT. EARNED	TOTAL	DISB	ANALYSIS CHARGE	JUN
CO. TREAS PAYROLL FUND CLOSED	\$ 0.00	\$ -	\$ -	\$ 0.00	\$ -	\$ -	\$ 0.00
C/T PAYROLL FRINGE BENEFITS MMK CLOSED	\$ -	\$ -	\$ -	\$ -	\$ -	\$ -	\$ -
C/T MOTOR VEHICLE REGISTRATONN MMK CLOSED	\$ 0.00	\$ -	\$ -	\$ 0.00	\$ -	\$ -	\$ 0.00
C/T CASH BOND MONEY MARKET CLOSED	\$ 0.00	\$ -	\$ -	\$ 0.00	\$ -	\$ -	\$ 0.00
C/T EMPLOYEE X-MAS SAVING MMK CLOSED	\$ 0.00	\$ -	\$ -	\$ 0.00	\$ -	\$ -	\$ 0.00
C/T CONTRACTUAL OBLIGATION SERIES 94 I&S CLOSED	\$ 0.00	\$ -	\$ -	\$ 0.00	\$ -	\$ -	\$ 0.00
C/T COURTS ADM OFFICE FEE (I.P. FEES) CLOSED	\$ 0.00	\$ -	\$ -	\$ 0.00	\$ -	\$ -	\$ 0.00
C/T LANDFILL & CRIMINAL DET. CENTER	\$ 9.05	\$ -	\$ -	\$ 9.05	\$ -	\$ -	\$ 9.05
C/T AIRPORT FUND CLOSED	\$ 0.00	\$ -	\$ -	\$ 0.00	\$ -	\$ -	\$ 0.00
C/T RECORDS MANAGEMENT FUND CLOSED	\$ 0.00	\$ -	\$ -	\$ 0.00	\$ -	\$ -	\$ 0.00
C/T TECHNOLOGY FUND CLOSED	\$ -	\$ -	\$ -	\$ -	\$ -	\$ -	\$ -
C/T MAV. CO LAW LIBERTY ACCT CLOSED	\$ 0.00	\$ -	\$ -	\$ 0.00	\$ -	\$ -	\$ 0.00
C/T MAV. CO UTILITY FUND CLOSED	\$ 5.00	\$ -	\$ -	\$ 5.00	\$ 5.00	\$ -	\$ 10.00
C/T COURTHOUSE SECURITY FUND CLOSED	\$ 0.00	\$ -	\$ -	\$ 0.00	\$ -	\$ -	\$ 0.00
C/T MAVERICK COUNTY "GPA" CLOSED	\$ 0.00	\$ -	\$ -	\$ 0.00	\$ -	\$ -	\$ 0.00
C/T MAVERICK RESTITUTION CORRUPTION CASES CLOSED	\$ -	\$ -	\$ -	\$ -	\$ -	\$ -	\$ -
MAVERICK COUNTY LBSP GRANT # 3149801 CLOSED	\$ 0.00	\$ -	\$ -	\$ 0.00	\$ -	\$ -	\$ 0.00
MAV COUNTY UNCLAIMED FUNDS CLOSED	\$ 0.00	\$ -	\$ -	\$ 0.00	\$ -	\$ -	\$ 0.00
MAVERICK COUNTY COLONIA FUND C.L.O.S.E.D	\$ 0.00	\$ -	\$ -	\$ 0.00	\$ -	\$ -	\$ 0.00
MAV CO WATER TREATMENT EXPANSION CLOSER	\$ 0.00	\$ -	\$ -	\$ 0.00	\$ -	\$ -	\$ 0.00
MAVERICK COUNTY TAX NOTE 2015 CLOSED	\$ -	\$ -	\$ -	\$ -	\$ -	\$ -	\$ -
<b>TOTAL</b>	\$ 4.05	\$ -	\$ -	\$ 4.05	\$ 5.00	\$ -	\$ 0.95

**INTERESTS / SINKING & OTHER FUNDS (RESTRICTED ACCOUNTS) CONT.**

NAME	MAY	RECEIPTS	INT. EARNED	TOTAL	DISB	ANALYSIS CHARGE	JUN
MAVERICK COUNTY - PARKLAND FEES CLOSED	\$ -	\$ -	\$ -	\$ -	\$ -	\$ -	\$ -
MAVERICK COUNTY LOCAL TRAFFIC FINE CLOSED	\$ -	\$ -	\$ -	\$ -	\$ -	\$ -	\$ -
MAVERICK COUNTY PUBLIC ASSISTANCE GRANT CLOSED	\$ 107,663.26	\$ -	\$ -	\$ 107,663.26	\$ 53,831.63	\$ -	\$ 161,494.89
MAV CO EMERGENCY SERVICE HELP FOR COLONIA CLOSED	\$ -	\$ 301,991.18	\$ -	\$ 301,991.18	\$ 301,991.18	\$ -	\$ -
MAV CO CORONA RELIEF FUND CLOSED	\$ -	\$ -	\$ -	\$ -	\$ -	\$ -	\$ -
MAV CO CDBG CLOSED	\$ 0.00	\$ -	\$ -	\$ 0.00	\$ -	\$ -	\$ 0.00
MAV CO CENTER FOR TECH & CIVIL CLIFE CTCL CLOSED	\$ 0.00	\$ -	\$ -	\$ 0.00	\$ -	\$ -	\$ 0.00
MAV CO CERTIFICATE OF OBLIGATION SERIES 2020 CLOSED	\$ 0.00	\$ -	\$ -	\$ 0.00	\$ -	\$ -	\$ 0.00
MAV CO CESF 64153401 CLOSED	\$ 0.00	\$ -	\$ -	\$ 0.00	\$ -	\$ -	\$ 0.00
MAV CO SAVINS GRANT CLOSED	\$ -	\$ -	\$ -	\$ -	\$ -	\$ -	\$ -
MAV CO HIDTADA OFFICE CLOSED	\$ -	\$ -	\$ -	\$ -	\$ -	\$ -	\$ -
MAV CO CRIMINAL JUSTICE GRANT 1412067766.01 CLOSED	\$ 0.00	\$ -	\$ -	\$ 0.00	\$ -	\$ -	\$ 0.00
MAV CO CTIF 01_159 CLOSED	\$ 0.00	\$ -	\$ -	\$ 0.00	\$ -	\$ -	\$ 0.00
MAC CO SELF HELP CENTER GRANT CLOSED	\$ 20.40	\$ 10.20	\$ -	\$ 30.60	\$ -	\$ -	\$ 30.60
MAC CO SNAP ED HEALTH.COM CLOSED	\$ 0.00	\$ -	\$ -	\$ 0.00	\$ -	\$ -	\$ 0.00
MAV CO CLRFR AMERICAN RESCUE PLAN ACT. 3-1	\$ 0.00	\$ -	\$ -	\$ 0.00	\$ -	\$ -	\$ 0.00
MAV CO CDPMP CARDIOVASCULAR DISEASE. 3-2	\$ 0.00	\$ -	\$ -	\$ 0.00	\$ -	\$ -	\$ 0.00
MAV CO HOTEL TAX 26	\$ -	\$ -	\$ -	\$ -	\$ -	\$ -	\$ -
MAV CO TRINATIONAL EPIDEMIOLOGY WORK 58 CLOSED	\$ -	\$ -	\$ -	\$ -	\$ -	\$ -	\$ -
<b>TOTAL:</b>	<b>\$ 107,642.86</b>	<b>\$ 302,001.38</b>	<b>\$ -</b>	<b>\$ 194,358.52</b>	<b>\$ 355,822.81</b>	<b>\$ -</b>	<b>\$ 161,464.29</b>

TOTAL INT. SAV OTHER SPEC FUNDS & GENERAL FUND	\$ 109,718.08	\$ 302,001.38	\$ -	\$ 192,283.30	\$ 357,907.08	\$ -	\$ 165,623.78
--	---------------	---------------	------	---------------	---------------	------	---------------

**NEW ACCTS**

NAME	MAY	RECEIPTS	INT. EARNED	TOTAL	DISB	ANAL CHARGE	JUN
MAVERICK COUNTY DEFICIT RED CLOSED	\$ -	\$ -	\$ -	\$ -	\$ -	\$ -	\$ -
<b>TOTAL</b>	\$ -	\$ -	\$ -	\$ -	\$ -	\$ -	\$ -

**GRANTS FUND (RESTRICTED ACCOUNTS TO BE USED FOR GRANT PURPOSE PER THE GRANT AGREEMENT)**

NAME	MAY	RECEIPTS	INT. EARNED	TOTAL	DISB	ANAL CHARGE	JUN
C/T MAY CO ELDERLY NUTRITION PROGRAM CLOSED	\$ 0.00	\$ -	\$ -	\$ 0.00	\$ -	\$ -	\$ 0.00
C/T OPERATION STONE GARDEN 2011 CLOSED	\$ -	\$ -	\$ -	\$ -	\$ -	\$ -	\$ -
C/T STONE GARDEN 2017 CLOSED	\$ 0.00	\$ -	\$ -	\$ 0.00	\$ -	\$ -	\$ 0.00
C/T SHERRIFF DEPT CHESAPEAKE OPERATION, INC. CLOSED	\$ -	\$ -	\$ -	\$ -	\$ -	\$ -	\$ -
MAVERICK COUNTY TOBACCO GRANT CLOSED	\$ 0.00	\$ -	\$ -	\$ 0.00	\$ -	\$ -	\$ 0.00
C/T ALCOHOL AND DRUG ABUSE GRANT CLOSED	\$ -	\$ -	\$ -	\$ -	\$ -	\$ -	\$ -
<b>TOTAL</b>	\$ 0.00	\$ -	\$ -	\$ 0.00	\$ -	\$ -	\$ 0.00

**MAVERICK COUNTY PASS THROUGH**

NAME	MAY	RECEIPTS	INT. EARNED	TOTAL	DISB	ANAL CHARGE	JUN
MAVERICK COUNTY HOPE- K TIC PASS THROUGH	\$ -	\$ -	\$ -	\$ -	\$ -	\$ -	\$ -
<b>TOTAL</b>	\$ -	\$ -	\$ -	\$ -	\$ -	\$ -	\$ -

NEWACCTS

NAME	MAY	RECEIPTS	INT. EARNED	TOTAL	DISB	ANAL CHARGE	JUN
COUNTY COURT RECORDS PRESERVATION FUND CLOSED	\$ -	\$ -	\$ -	\$ -	\$ -	\$ -	\$ -
COUNTY FARM PROTECTION ACCT CLOSED	\$ -	\$ -	\$ -	\$ -	\$ -	\$ -	\$ -
JUDICIAL EFFICIENCY OF COURTS TIME PAYMENT CLOSED	\$ -	\$ -	\$ -	\$ -	\$ -	\$ -	\$ -
COUNTY CLERK REC. MGMT & PRESERVATION 62 CLOSED	\$ 0.00	\$ -	\$ -	\$ 0.00	\$ -	\$ -	\$ 0.00
COURT. ED. OF JUDGE & STAFF OF PROBATE. 63 CLOSED	\$ -	\$ -	\$ -	\$ -	\$ -	\$ -	\$ -
COURT INITIATED GUARDIANSHIP FUND CLOSED	\$ -	\$ -	\$ -	\$ -	\$ -	\$ -	\$ -
VITAL STATISTICS FUND CLOSED	\$ -	\$ -	\$ -	\$ -	\$ -	\$ -	\$ -
E FILE RECOVERY DIST CLERK FUND CLOSED	\$ -	\$ -	\$ -	\$ -	\$ -	\$ -	\$ -
DIS. REC. MGMT. & PRESERVATION FUND CLOSED	\$ -	\$ -	\$ -	\$ -	\$ -	\$ -	\$ -
COUNTY & DISTRICT TECH. FUND CLOSED	\$ -	\$ -	\$ -	\$ -	\$ -	\$ -	\$ -
COURT COST FEES FUND # 303 CLOSED	\$ 0.00	\$ -	\$ -	\$ 0.00	\$ -	\$ -	\$ 0.00
COURT CLERK RECORDS ARCHIVE ACCT. CLOSED	\$ -	\$ -	\$ -	\$ -	\$ -	\$ -	\$ -
MAV. CO. RECORDS ARCHIVE FEE DISTRICT CLERK CLOSED	\$ -	\$ -	\$ -	\$ -	\$ -	\$ -	\$ -
MAVERICK COUNTY JURY FUND CLOSED	\$ -	\$ -	\$ -	\$ -	\$ -	\$ -	\$ -
MAV CO LOCAL CONSOLIDATED COURT COST CLOSED	\$ 0.00	\$ -	\$ -	\$ 0.00	\$ -	\$ -	\$ 0.00
MAV COUNTY PROSECUTOR FEE CLOSED	\$ 0.00	\$ -	\$ -	\$ 0.00	\$ -	\$ -	\$ 0.00
MAVERICK COUNTY SPECIALTY COURT ACCT. CLOSED	\$ -	\$ -	\$ -	\$ -	\$ -	\$ -	\$ -
MAVERICK COUNTY LOCAL TRIALANCY PROB. & LIV. FUND	\$ -	\$ -	\$ -	\$ -	\$ -	\$ -	\$ -
MAVERICK COUNTY COURT REPORTER SERVICE FUND CLOSED	\$ -	\$ -	\$ -	\$ -	\$ -	\$ -	\$ -
MAVERICK COUNTY PAVE MAINTENANCE FUND CLOSED	\$ -	\$ -	\$ -	\$ -	\$ -	\$ -	\$ -
<b>TOTAL</b>	\$ 0.00	\$ -	\$ -	\$ 0.00	\$ -	\$ -	\$ 0.00

DISTRICT ATTORNEY ROBERTO SERNA

NAME	MAY	RECEIPTS	INT. EARNED	TOTAL	DISB	ANAL CHARGE	JUN
DISTRICTED ATTORNEY GENERAL FUND CLOSED	-\$	\$ 0.00	\$ -	-\$ 0.00	\$ -	\$ -	\$ 0.00
DISTRICT ATTORNEY TRUSTEE ACCT. CLOSED	\$ -	\$ -	\$ -	\$ -	\$ -	\$ -	\$ -
DISTRICT ATTORNEY SEIZED FUND CLOSED	-\$	\$ 0.00	\$ -	-\$ 0.00	\$ -	\$ -	\$ 0.00
D.A. BORDER PROSECUTION GRANT # 2283-701 CLOSED	\$	\$ 0.00	\$ -	\$ 0.00	\$ -	\$ -	\$ 0.00
FEDERAL EQUITABLE DA SHARRING ACCT. CLOSED	\$	\$ -	\$ -	\$ -	\$ -	\$ -	\$ -
<b>TOTAL</b>	-\$	\$ 0.00	\$ -	-\$ 0.00	\$ -	\$ -	\$ 0.00

**ACCT : (RESTRICTED ACCOUNTS, THE COUNTY HAS NO CONTROL OVER THESE ACCOUNTS BY STATE LAW THEY ARE MAINTAINED BY THE COUNTY TREASURER)**

NAME	MAY	RECEIPTS	INT. EARNED	TOTAL	DISB	ANAL CHARGE	JUN
293 JUDICIAL DISTRICT ADUL PROBATION DEPT. CLOSED	\$ 0.00	\$ -	\$ -	\$ 0.00	\$ -	\$ -	\$ 0.00
ADULT PROBATION DEPT. "FEE ACCOUNT" CLOSED	\$ 18.82	\$ -	\$ -	\$ 18.82	\$ 18.82	\$ -	\$ 37.64
JUVENILE PROBATION DEPT.	\$ 13.96	\$ 13.96	\$ -	\$ 27.92	\$ 636,123.18	\$ -	\$ 636,095.26
JUVENILE PROBATION DEPT. "FEE ACCOUNT"	\$ 5.00	\$ -	\$ -	\$ 5.00	\$ 5.00	\$ -	\$ 10.00
C/T FEDERAL FOSTER CARE REIMB. PROG. CLOSED	\$ 0.00	\$ -	\$ -	\$ 0.00	\$ -	\$ -	\$ 0.00
ADULT PROBATION - ALLOCATION EXPENSE CLOSED	\$ -	\$ -	\$ -	\$ -	\$ -	\$ -	\$ -
<b>TOTAL</b>	<b>\$ 9.86</b>	<b>\$ 13.96</b>	<b>\$ -</b>	<b>\$ 4.10</b>	<b>\$ 636,147.00</b>	<b>\$ -</b>	<b>\$ 636,142.90</b>

**SOLID WASTE (RESTRICTED ACCOUNT UNDER THE CONTROL OF THE SOLID WASTE AUTHORITY BOARD)**

NAME	MAY	RECEIPTS	INT. EARNED	TOTAL	DISB	ANAL CHARGE	JUN
C/T MAC. CO. SOLID WASTE AUTHORITY CLOSED	\$ 0.00	\$ -	\$ -	\$ 0.00	\$ -	\$ -	\$ 0.00
<b>TOTAL</b>	<b>\$ 0.00</b>	<b>\$ -</b>	<b>\$ -</b>	<b>\$ 0.00</b>	<b>\$ -</b>	<b>\$ -</b>	<b>\$ 0.00</b>
<b>TOTAL</b>	<b>\$ 109,731.99</b>	<b>\$ 302,015.34</b>	<b>\$ -</b>	<b>\$ 192,283.35</b>	<b>\$ 994,049.08</b>	<b>\$ -</b>	<b>\$ 801,765.73</b>

**SUMMARY**

UNDER COUNTY CONTROL - GENERAL UNRESTRICTED	-\$ 4,158.54
UNDER COUNTY CONTROL - I&S OTHER RESTRICTED	-\$ 161,464.29
UNDER GRANT CONTROL RESTRICTED	-\$ 636,142.90
NEW ACCTS	\$ 0.00
	<b>-\$ 801,765.73</b>

Debt Service  
Payment Schedules  
for  
Maverick County, Texas



*Fiscal Year Ending  
September 30, 2023*

*Updated on: August 1, 2022*

**Prepared by:**

Duncan Morrow / Kevin Escobar

Frost Bank Capital Markets

(210) 220-5711

[duncan.morrow@frostbank.com](mailto:duncan.morrow@frostbank.com)

[kevin.escobar@frostbank.com](mailto:kevin.escobar@frostbank.com)

# *Table of Contents*

## **A. General Obligation Debt Service Summary**

## **B. General Obligation Debt**

1. Combined Payments by Fiscal Year End
2. Combined Payments by Date
3. Series 2016 Refunding Debt Schedule  
(remaining payments 2021-2023)
4. Tax Notes, Series 2019 Debt Schedule
5. Tax & Rev Notes, Taxable Series 2019A Debt  
Schedule
6. C/O, Taxable Series 2019 (USDA) Debt  
Schedule
7. Refunding Bonds, Taxable Series 2020A Debt  
Schedule
8. Certificates of Obligation, Series 2020 Debt  
Schedule
9. Limited Tax Refunding Bonds, Taxable Series  
2021
10. Certificates of Obligation, Series 2021

BOND DEBT SERVICE BREAKDOWN

Maverick County

Combined General Obligation Debt Service Requirements

Series 2016, 2019 Tax Note, 2019A, C/O 2019, 2020A Refinancing, 2020 CO's, 2021 Refi & 2021 CO's

DEBT SERVICE SUMMARY

Period Ending	Limited Tax Refunding Bonds, Series 2016	Tax Notes, Series 2019	Tax & Rev Notes, Taxable Series 2019A	Certificates of Obligation, Taxable Series 2019	Limited Tax Refunding Bonds, Taxable Series 2020A	Certificates of Obligation, Series 2020	Limited Tax Refunding Bonds, Taxable Series 2021	Certificates of Obligation, Series 2021
09/30/2022	30,450	57,262.50	23,111.00	27,458.75	320,837.50	56,118.00	6,920.40	54,762.75
09/30/2023	900,450	696,137.50	629,857.50	86,477.50	822,050.00	374,599.25	64,282.35	471,076.25
09/30/2024		693,800.00	626,746.50	86,583.75	1,714,675.00	374,276.00	64,154.50	469,130.50
09/30/2025		695,225.00		86,662.50	1,717,675.00	373,853.25	64,993.80	472,043.00
09/30/2026		695,300.00		86,713.75	1,717,675.00	373,331.00	64,800.25	469,813.75
09/30/2027				85,751.25	1,714,675.00	372,709.25	64,584.80	472,442.75
09/30/2028				85,775.00	1,718,425.00	371,988.00	64,347.45	469,930.00
09/30/2029				85,771.25	1,723,550.00	371,167.25	65,077.25	472,275.50
09/30/2030				85,740.00	1,715,175.00	3,716,616.00	64,774.20	469,479.25
09/30/2031				85,681.25	1,717,551.00		64,449.25	471,541.25
09/30/2032				86,581.25	1,715,987.00		65,091.45	473,414.25
09/30/2033				86,440.00	1,716,681.50		64,700.80	470,145.50
09/30/2034				86,271.25	1,719,408.00			471,735.00
09/30/2035				86,075.00				473,135.50
09/30/2036				85,851.25				469,394.25
09/30/2037				85,600.00				
09/30/2038				86,307.50				
09/30/2039				85,973.75				
09/30/2040				85,612.50				
09/30/2041				86,210.00				
09/30/2042				85,766.25				
09/30/2043				86,281.25				
09/30/2044				85,755.00				
09/30/2045				86,187.50				
09/30/2046				85,578.75				
09/30/2047				85,928.75				
09/30/2048				86,223.75				
09/30/2049				85,477.50				
09/30/2050				85,690.00				
09/30/2051				85,847.50				
09/30/2052				85,950.00				
09/30/2053				85,997.50				
09/30/2054				85,990.00				
09/30/2055				85,927.50				

BOND DEBT SERVICE BREAKDOWN

Maverick County  
 Combined General Obligation Debt Service Requirements  
 Series 2016, 2019 Tax Note, 2019A, C/O 2019, 2020A Refinancing, 2020 CO's, 2021 Refi & 2021 CO's  
 DEBT SERVICE SUMMARY

Period Ending	Limited Tax Refunding Bonds, Series 2016	Tax Notes, Series 2019	Tax & Rev Notes, Taxable Series 2019A	Certificates of Obligation, Taxable Series 2019	Limited Tax Refunding Bonds, Taxable Series 2020A	Certificates of Obligation, Series 2020	Limited Tax Refunding Bonds, Taxable Series 2021	Certificates of Obligation, Series 2021
09/30/2056				85,810.00				
09/30/2057				85,637.50				
09/30/2058				85,410.00				
09/30/2059				84,141.25				
	930,900	2,837,725.00	1,279,715.00	3,207,137.50	20,034,365.00	6,384,658.00	718,176.50	6,650,319.50

BOND DEBT SERVICE BREAKDOWN

Maverick County  
 Combined General Obligation Debt Service Requirements  
 Series 2016, 2019 Tax Note, 2019A, C/O 2019, 2020A Refinancing, 2020 CO's, 2021 Refi & 2021 CO's  
 DEBT SERVICE SUMMARY

Period Ending	Total
09/30/2022	576,920.90
09/30/2023	4,044,930.35
09/30/2024	4,029,366.25
09/30/2025	3,410,452.55
09/30/2026	3,407,633.75
09/30/2027	2,710,163.05
09/30/2028	2,710,465.45
09/30/2029	2,717,841.25
09/30/2030	6,051,784.45
09/30/2031	2,339,222.75
09/30/2032	2,341,073.95
09/30/2033	2,337,967.80
09/30/2034	2,277,414.25
09/30/2035	559,210.50
09/30/2036	555,245.50
09/30/2037	85,600.00
09/30/2038	86,307.50
09/30/2039	85,973.75
09/30/2040	85,612.50
09/30/2041	86,210.00
09/30/2042	85,766.25
09/30/2043	86,281.25
09/30/2044	85,755.00
09/30/2045	86,187.50
09/30/2046	85,578.75
09/30/2047	85,928.75
09/30/2048	86,223.75
09/30/2049	85,477.50
09/30/2050	85,690.00
09/30/2051	85,847.50
09/30/2052	85,950.00
09/30/2053	85,997.50
09/30/2054	85,990.00
09/30/2055	85,927.50

BOND DEBT SERVICE BREAKDOWN

Maverick County

Combined General Obligation Debt Service Requirements  
Series 2016, 2019 Tax Note, 2019A, C/O 2019, 2020A Refinancing, 2020 CO's, 2021 Refi & 2021 CO's  
DEBT SERVICE SUMMARY

Period Ending	Total
09/30/2056	85,810.00
09/30/2057	85,637.50
09/30/2058	85,410.00
09/30/2059	84,141.25
	<u>42,042,996.50</u>

BOND DEBT SERVICE

Maverick County  
 Combined General Obligation Debt Service Requirements  
 Series 2016, 2019 Tax Note, 2019A, C/O 2019, 2020A Refinancing, 2020 CO's, 2021 Refi & 2021 CO's  
 Combined Payments by Fiscal Year End

Period Ending	Principal	Interest	Debt Service
09/30/2022		576,920.90	576,920.90
09/30/2023	2,958,000	1,086,930.35	4,044,930.35
09/30/2024	3,070,000	959,366.25	4,029,366.25
09/30/2025	2,563,000	847,452.55	3,410,452.55
09/30/2026	2,665,000	742,633.75	3,407,633.75
09/30/2027	2,061,000	649,163.05	2,710,163.05
09/30/2028	2,143,000	567,465.45	2,710,465.45
09/30/2029	2,236,000	481,841.25	2,717,841.25
09/30/2030	5,693,000	358,784.45	6,051,784.45
09/30/2031	2,085,000	254,222.75	2,339,222.75
09/30/2032	2,139,000	202,073.95	2,341,073.95
09/30/2033	2,191,000	146,967.80	2,337,967.80
09/30/2034	2,188,000	89,414.25	2,277,414.25
09/30/2035	504,000	55,210.50	559,210.50
09/30/2036	510,000	45,245.50	555,245.50
09/30/2037	46,000	39,600.00	85,600.00
09/30/2038	48,000	38,307.50	86,307.50
09/30/2039	49,000	36,973.75	85,973.75
09/30/2040	50,000	35,612.50	85,612.50
09/30/2041	52,000	34,210.00	86,210.00
09/30/2042	53,000	32,766.25	85,766.25
09/30/2043	55,000	31,281.25	86,281.25
09/30/2044	56,000	29,755.00	85,755.00
09/30/2045	58,000	28,187.50	86,187.50
09/30/2046	59,000	26,578.75	85,578.75
09/30/2047	61,000	24,928.75	85,928.75
09/30/2048	63,000	23,223.75	86,223.75
09/30/2049	64,000	21,477.50	85,477.50
09/30/2050	66,000	19,690.00	85,690.00
09/30/2051	68,000	17,847.50	85,847.50
09/30/2052	70,000	15,950.00	85,950.00
09/30/2053	72,000	13,997.50	85,997.50
09/30/2054	74,000	11,990.00	85,990.00
09/30/2055	76,000	9,927.50	85,927.50
09/30/2056	78,000	7,810.00	85,810.00
09/30/2057	80,000	5,637.50	85,637.50
09/30/2058	82,000	3,410.00	85,410.00
09/30/2059	83,000	1,141.25	84,141.25
	34,469,000	7,573,996.50	42,042,996.50

BOND DEBT SERVICE

Maverick County  
 Combined General Obligation Debt Service Requirements  
 Series 2016, 2019 Tax Note, 2019A, C/O 2019, 2020A Refinancing, 2020 CO's, 2021 Refi & 2021 CO's  
 Combined Payments by Payment Date

Period Ending	Principal	Interest	Debt Service	Annual Debt Service
09/01/2022		496,547.40	496,547.40	
09/15/2022		80,373.50	80,373.50	
09/30/2022				576,920.90
03/01/2023	1,768,000	496,547.40	2,264,547.40	
03/15/2023	1,190,000	80,373.50	1,270,373.50	
09/01/2023		454,387.95	454,387.95	
09/15/2023		55,621.50	55,621.50	
09/30/2023				4,044,930.35
03/01/2024	1,835,000	454,387.95	2,289,387.95	
03/15/2024	1,235,000	55,621.50	1,290,621.50	
09/01/2024		419,431.80	419,431.80	
09/15/2024		29,925.00	29,925.00	
09/30/2024				4,029,366.25
03/01/2025	1,913,000	419,431.80	2,332,431.80	
03/15/2025	650,000	29,925.00	679,925.00	
09/01/2025		382,795.75	382,795.75	
09/15/2025		15,300.00	15,300.00	
09/30/2025				3,410,452.55
03/01/2026	1,985,000	382,795.75	2,367,795.75	
03/15/2026	680,000	15,300.00	695,300.00	
09/01/2026		344,538.00	344,538.00	
09/30/2026				3,407,633.75
03/01/2027	2,061,000	344,538.00	2,405,538.00	
09/01/2027		304,625.05	304,625.05	
09/30/2027				2,710,163.05
03/01/2028	2,143,000	304,625.05	2,447,625.05	
09/01/2028		262,840.40	262,840.40	
09/30/2028				2,710,465.45
03/01/2029	2,236,000	262,840.40	2,498,840.40	
09/01/2029		219,000.85	219,000.85	
09/30/2029				2,717,841.25
03/01/2030	5,693,000	219,000.85	5,912,000.85	
09/01/2030		139,783.60	139,783.60	
09/30/2030				6,051,784.45
03/01/2031	2,085,000	139,783.60	2,224,783.60	
09/01/2031		114,439.15	114,439.15	
09/30/2031				2,339,222.75
03/01/2032	2,139,000	114,439.15	2,253,439.15	
09/01/2032		87,634.80	87,634.80	
09/30/2032				2,341,073.95
03/01/2033	2,191,000	87,634.80	2,278,634.80	
09/01/2033		59,333.00	59,333.00	
09/30/2033				2,337,967.80
03/01/2034	2,188,000	59,333.00	2,247,333.00	
09/01/2034		30,081.25	30,081.25	
09/30/2034				2,277,414.25
03/01/2035	504,000	30,081.25	534,081.25	
09/01/2035		25,129.25	25,129.25	
09/30/2035				559,210.50
03/01/2036	510,000	25,129.25	535,129.25	
09/01/2036		20,116.25	20,116.25	
09/30/2036				555,245.50
03/01/2037	46,000	20,116.25	66,116.25	

BOND DEBT SERVICE

Maverick County  
 Combined General Obligation Debt Service Requirements  
 Series 2016, 2019 Tax Note, 2019A, C/O 2019, 2020A Refinancing, 2020 CO's, 2021 Refi & 2021 CO's  
 Combined Payments by Payment Date

Period Ending	Principal	Interest	Debt Service	Annual Debt Service
09/01/2037		19,483.75	19,483.75	
09/30/2037				85,600.00
03/01/2038	48,000	19,483.75	67,483.75	
09/01/2038		18,823.75	18,823.75	
09/30/2038				86,307.50
03/01/2039	49,000	18,823.75	67,823.75	
09/01/2039		18,150.00	18,150.00	
09/30/2039				85,973.75
03/01/2040	50,000	18,150.00	68,150.00	
09/01/2040		17,462.50	17,462.50	
09/30/2040				85,612.50
03/01/2041	52,000	17,462.50	69,462.50	
09/01/2041		16,747.50	16,747.50	
09/30/2041				86,210.00
03/01/2042	53,000	16,747.50	69,747.50	
09/01/2042		16,018.75	16,018.75	
09/30/2042				85,766.25
03/01/2043	55,000	16,018.75	71,018.75	
09/01/2043		15,262.50	15,262.50	
09/30/2043				86,281.25
03/01/2044	56,000	15,262.50	71,262.50	
09/01/2044		14,492.50	14,492.50	
09/30/2044				85,755.00
03/01/2045	58,000	14,492.50	72,492.50	
09/01/2045		13,695.00	13,695.00	
09/30/2045				86,187.50
03/01/2046	59,000	13,695.00	72,695.00	
09/01/2046		12,883.75	12,883.75	
09/30/2046				85,578.75
03/01/2047	61,000	12,883.75	73,883.75	
09/01/2047		12,045.00	12,045.00	
09/30/2047				85,928.75
03/01/2048	63,000	12,045.00	75,045.00	
09/01/2048		11,178.75	11,178.75	
09/30/2048				86,223.75
03/01/2049	64,000	11,178.75	75,178.75	
09/01/2049		10,298.75	10,298.75	
09/30/2049				85,477.50
03/01/2050	66,000	10,298.75	76,298.75	
09/01/2050		9,391.25	9,391.25	
09/30/2050				85,690.00
03/01/2051	68,000	9,391.25	77,391.25	
09/01/2051		8,456.25	8,456.25	
09/30/2051				85,847.50
03/01/2052	70,000	8,456.25	78,456.25	
09/01/2052		7,493.75	7,493.75	
09/30/2052				85,950.00
03/01/2053	72,000	7,493.75	79,493.75	
09/01/2053		6,503.75	6,503.75	
09/30/2053				85,997.50
03/01/2054	74,000	6,503.75	80,503.75	
09/01/2054		5,486.25	5,486.25	
09/30/2054				85,990.00

BOND DEBT SERVICE

Maverick County  
 Combined General Obligation Debt Service Requirements  
 Series 2016, 2019 Tax Note, 2019A, C/O 2019, 2020A Refinancing, 2020 CO's, 2021 Refi & 2021 CO's  
 Combined Payments by Payment Date

Period Ending	Principal	Interest	Debt Service	Annual Debt Service
03/01/2055	76,000	5,486.25	81,486.25	
09/01/2055		4,441.25	4,441.25	
09/30/2055				85,927.50
03/01/2056	78,000	4,441.25	82,441.25	
09/01/2056		3,368.75	3,368.75	
09/30/2056				85,810.00
03/01/2057	80,000	3,368.75	83,368.75	
09/01/2057		2,268.75	2,268.75	
09/30/2057				85,637.50
03/01/2058	82,000	2,268.75	84,268.75	
09/01/2058		1,141.25	1,141.25	
09/30/2058				85,410.00
03/01/2059	83,000	1,141.25	84,141.25	
09/30/2059				84,141.25
	34,469,000	7,573,996.50	42,042,996.50	42,042,996.50

BOND DEBT SERVICE

Maverick County  
Limited Tax Refunding Bonds, Series 2016  
Maturities 3/1/2024 - 3/1/2034 defeased by Series 2020A Refinancing Bonds

Period Ending	Principal	Interest	Debt Service	Annual Debt Service
09/01/2022		30,450	30,450	
09/30/2022				30,450
03/01/2023	870,000	30,450	900,450	
09/30/2023				900,450
	870,000	60,900	930,900	930,900

BOND DEBT SERVICE

Maverick County  
Tax Notes, Series 2019

Period Ending	Principal	Interest	Debt Service	Annual Debt Service
09/15/2022		57,262.50	57,262.50	
09/30/2022				57,262.50
03/15/2023	595,000	57,262.50	652,262.50	
09/15/2023		43,875.00	43,875.00	
09/30/2023				696,137.50
03/15/2024	620,000	43,875.00	663,875.00	
09/15/2024		29,925.00	29,925.00	
09/30/2024				693,800.00
03/15/2025	650,000	29,925.00	679,925.00	
09/15/2025		15,300.00	15,300.00	
09/30/2025				695,225.00
03/15/2026	680,000	15,300.00	695,300.00	
09/30/2026				695,300.00
	2,545,000	292,725.00	2,837,725.00	2,837,725.00

BOND DEBT SERVICE

Maverick County  
Tax & Rev Notes, Taxable Series 2019A

Period Ending	Principal	Interest	Debt Service	Annual Debt Service
09/15/2022		23,111.00	23,111.00	
09/30/2022				23,111.00
03/15/2023	595,000	23,111.00	618,111.00	
09/15/2023		11,746.50	11,746.50	
09/30/2023				629,857.50
03/15/2024	615,000	11,746.50	626,746.50	
09/30/2024				626,746.50
	1,210,000	69,715.00	1,279,715.00	1,279,715.00

BOND DEBT SERVICE

Maverick County  
 Certificates of Obligation, Taxable Series 2019

Period Ending	Principal	Interest	Debt Service	Annual Debt Service
09/01/2022		27,458.75	27,458.75	
09/30/2022				27,458.75
03/01/2023	32,000	27,458.75	59,458.75	
09/01/2023		27,018.75	27,018.75	
09/30/2023				86,477.50
03/01/2024	33,000	27,018.75	60,018.75	
09/01/2024		26,565.00	26,565.00	
09/30/2024				86,583.75
03/01/2025	34,000	26,565.00	60,565.00	
09/01/2025		26,097.50	26,097.50	
09/30/2025				86,662.50
03/01/2026	35,000	26,097.50	61,097.50	
09/01/2026		25,616.25	25,616.25	
09/30/2026				86,713.75
03/01/2027	35,000	25,616.25	60,616.25	
09/01/2027		25,135.00	25,135.00	
09/30/2027				85,751.25
03/01/2028	36,000	25,135.00	61,135.00	
09/01/2028		24,640.00	24,640.00	
09/30/2028				85,775.00
03/01/2029	37,000	24,640.00	61,640.00	
09/01/2029		24,131.25	24,131.25	
09/30/2029				85,771.25
03/01/2030	38,000	24,131.25	62,131.25	
09/01/2030		23,608.75	23,608.75	
09/30/2030				85,740.00
03/01/2031	39,000	23,608.75	62,608.75	
09/01/2031		23,072.50	23,072.50	
09/30/2031				85,681.25
03/01/2032	41,000	23,072.50	64,072.50	
09/01/2032		22,508.75	22,508.75	
09/30/2032				86,581.25
03/01/2033	42,000	22,508.75	64,508.75	
09/01/2033		21,931.25	21,931.25	
09/30/2033				86,440.00
03/01/2034	43,000	21,931.25	64,931.25	
09/01/2034		21,340.00	21,340.00	
09/30/2034				86,271.25
03/01/2035	44,000	21,340.00	65,340.00	
09/01/2035		20,735.00	20,735.00	
09/30/2035				86,075.00
03/01/2036	45,000	20,735.00	65,735.00	
09/01/2036		20,116.25	20,116.25	
09/30/2036				85,851.25
03/01/2037	46,000	20,116.25	66,116.25	
09/01/2037		19,483.75	19,483.75	
09/30/2037				85,600.00
03/01/2038	48,000	19,483.75	67,483.75	
09/01/2038		18,823.75	18,823.75	
09/30/2038				86,307.50
03/01/2039	49,000	18,823.75	67,823.75	
09/01/2039		18,150.00	18,150.00	
09/30/2039				85,973.75
03/01/2040	50,000	18,150.00	68,150.00	
09/01/2040		17,462.50	17,462.50	

BOND DEBT SERVICE

Maverick County  
Certificates of Obligation, Taxable Series 2019

Period Ending	Principal	Interest	Debt Service	Annual Debt Service
09/30/2040				85,612.50
03/01/2041	52,000	17,462.50	69,462.50	
09/01/2041		16,747.50	16,747.50	
09/30/2041				86,210.00
03/01/2042	53,000	16,747.50	69,747.50	
09/01/2042		16,018.75	16,018.75	
09/30/2042				85,766.25
03/01/2043	55,000	16,018.75	71,018.75	
09/01/2043		15,262.50	15,262.50	
09/30/2043				86,281.25
03/01/2044	56,000	15,262.50	71,262.50	
09/01/2044		14,492.50	14,492.50	
09/30/2044				85,755.00
03/01/2045	58,000	14,492.50	72,492.50	
09/01/2045		13,695.00	13,695.00	
09/30/2045				86,187.50
03/01/2046	59,000	13,695.00	72,695.00	
09/01/2046		12,883.75	12,883.75	
09/30/2046				85,578.75
03/01/2047	61,000	12,883.75	73,883.75	
09/01/2047		12,045.00	12,045.00	
09/30/2047				85,928.75
03/01/2048	63,000	12,045.00	75,045.00	
09/01/2048		11,178.75	11,178.75	
09/30/2048				86,223.75
03/01/2049	64,000	11,178.75	75,178.75	
09/01/2049		10,298.75	10,298.75	
09/30/2049				85,477.50
03/01/2050	66,000	10,298.75	76,298.75	
09/01/2050		9,391.25	9,391.25	
09/30/2050				85,690.00
03/01/2051	68,000	9,391.25	77,391.25	
09/01/2051		8,456.25	8,456.25	
09/30/2051				85,847.50
03/01/2052	70,000	8,456.25	78,456.25	
09/01/2052		7,493.75	7,493.75	
09/30/2052				85,950.00
03/01/2053	72,000	7,493.75	79,493.75	
09/01/2053		6,503.75	6,503.75	
09/30/2053				85,997.50
03/01/2054	74,000	6,503.75	80,503.75	
09/01/2054		5,486.25	5,486.25	
09/30/2054				85,990.00
03/01/2055	76,000	5,486.25	81,486.25	
09/01/2055		4,441.25	4,441.25	
09/30/2055				85,927.50
03/01/2056	78,000	4,441.25	82,441.25	
09/01/2056		3,368.75	3,368.75	
09/30/2056				85,810.00
03/01/2057	80,000	3,368.75	83,368.75	
09/01/2057		2,268.75	2,268.75	
09/30/2057				85,637.50
03/01/2058	82,000	2,268.75	84,268.75	

BOND DEBT SERVICE

Maverick County  
 Certificates of Obligation, Taxable Series 2019

Period Ending	Principal	Interest	Debt Service	Annual Debt Service
09/01/2058		1,141.25	1,141.25	
09/30/2058				85,410.00
03/01/2059	83,000	1,141.25	84,141.25	
09/30/2059				84,141.25
	1,997,000	1,210,137.50	3,207,137.50	3,207,137.50

BOND DEBT SERVICE

Maverick County  
 Limited Tax Refunding Bonds, Taxable Series 2020A  
 This issue refinanced maturities 3/1/2024 - 3/1/2034 of the 2016 bond issue  
 Callable 3/1/2030 at par

Period Ending	Principal	Interest	Debt Service	Annual Debt Service
09/01/2022		320,837.50	320,837.50	
09/30/2022				320,837.50
03/01/2023	185,000	320,837.50	505,837.50	
09/01/2023		316,212.50	316,212.50	
09/30/2023				822,050.00
03/01/2024	1,110,000	316,212.50	1,426,212.50	
09/01/2024		288,462.50	288,462.50	
09/30/2024				1,714,675.00
03/01/2025	1,170,000	288,462.50	1,458,462.50	
09/01/2025		259,212.50	259,212.50	
09/30/2025				1,717,675.00
03/01/2026	1,230,000	259,212.50	1,489,212.50	
09/01/2026		228,462.50	228,462.50	
09/30/2026				1,717,675.00
03/01/2027	1,290,000	228,462.50	1,518,462.50	
09/01/2027		196,212.50	196,212.50	
09/30/2027				1,714,675.00
03/01/2028	1,360,000	196,212.50	1,556,212.50	
09/01/2028		162,212.50	162,212.50	
09/30/2028				1,718,425.00
03/01/2029	1,435,000	162,212.50	1,597,212.50	
09/01/2029		126,337.50	126,337.50	
09/30/2029				1,723,550.00
03/01/2030	1,500,000	126,337.50	1,626,337.50	
09/01/2030		88,837.50	88,837.50	
09/30/2030				1,715,175.00
03/01/2031	1,560,000	88,837.50	1,648,837.50	
09/01/2031		68,713.50	68,713.50	
09/30/2031				1,717,551.00
03/01/2032	1,600,000	68,713.50	1,668,713.50	
09/01/2032		47,273.50	47,273.50	
09/30/2032				1,715,987.00
03/01/2033	1,645,000	47,273.50	1,692,273.50	
09/01/2033		24,408.00	24,408.00	
09/30/2033				1,716,681.50
03/01/2034	1,695,000	24,408.00	1,719,408.00	
09/30/2034				1,719,408.00
	15,780,000	4,254,365.00	20,034,365.00	20,034,365.00

BOND DEBT SERVICE

Maverick County  
 Certificates of Obligation, Series 2020  
 Purchaser/Paying Agent: Truist (BB&T)  
 Callable in whole at par any time beginning March 1, 2025

Period Ending	Principal	Interest	Debt Service	Annual Debt Service
09/01/2022		56,118.00	56,118.00	
09/30/2022				56,118.00
03/01/2023	265,000	56,118.00	321,118.00	
09/01/2023		53,481.25	53,481.25	
09/30/2023				374,599.25
03/01/2024	270,000	53,481.25	323,481.25	
09/01/2024		50,794.75	50,794.75	
09/30/2024				374,276.00
03/01/2025	275,000	50,794.75	325,794.75	
09/01/2025		48,058.50	48,058.50	
09/30/2025				373,853.25
03/01/2026	280,000	48,058.50	328,058.50	
09/01/2026		45,272.50	45,272.50	
09/30/2026				373,331.00
03/01/2027	285,000	45,272.50	330,272.50	
09/01/2027		42,436.75	42,436.75	
09/30/2027				372,709.25
03/01/2028	290,000	42,436.75	332,436.75	
09/01/2028		39,551.25	39,551.25	
09/30/2028				371,988.00
03/01/2029	295,000	39,551.25	334,551.25	
09/01/2029		36,616.00	36,616.00	
09/30/2029				371,167.25
03/01/2030	3,680,000	36,616.00	3,716,616.00	
09/30/2030				3,716,616.00
	5,640,000	744,658.00	6,384,658.00	6,384,658.00

BOND DEBT SERVICE

Maverick County  
 Limited Tax Refunding Bonds, Taxable Series 2021  
 Purchaser/Paying Agent: TIB  
 Callable anytime at par

Period Ending	Principal	Interest	Debt Service	Annual Debt Service
09/01/2022		6,920.40	6,920.40	
09/30/2022				6,920.40
03/01/2023	51,000	6,920.40	57,920.40	
09/01/2023		6,361.95	6,361.95	
09/30/2023				64,282.35
03/01/2024	52,000	6,361.95	58,361.95	
09/01/2024		5,792.55	5,792.55	
09/30/2024				64,154.50
03/01/2025	54,000	5,792.55	59,792.55	
09/01/2025		5,201.25	5,201.25	
09/30/2025				64,993.80
03/01/2026	55,000	5,201.25	60,201.25	
09/01/2026		4,599.00	4,599.00	
09/30/2026				64,800.25
03/01/2027	56,000	4,599.00	60,599.00	
09/01/2027		3,985.80	3,985.80	
09/30/2027				64,584.80
03/01/2028	57,000	3,985.80	60,985.80	
09/01/2028		3,361.65	3,361.65	
09/30/2028				64,347.45
03/01/2029	59,000	3,361.65	62,361.65	
09/01/2029		2,715.60	2,715.60	
09/30/2029				65,077.25
03/01/2030	60,000	2,715.60	62,715.60	
09/01/2030		2,058.60	2,058.60	
09/30/2030				64,774.20
03/01/2031	61,000	2,058.60	63,058.60	
09/01/2031		1,390.65	1,390.65	
09/30/2031				64,449.25
03/01/2032	63,000	1,390.65	64,390.65	
09/01/2032		700.80	700.80	
09/30/2032				65,091.45
03/01/2033	64,000	700.80	64,700.80	
09/30/2033				64,700.80
	632,000	86,176.50	718,176.50	718,176.50

BOND DEBT SERVICE

Maverick County  
 Certificates of Obligation, Series 2021  
 Purchaser/Paying Agent: TIB  
 Callable anytime at par

Period Ending	Principal	Interest	Debt Service	Annual Debt Service
09/01/2022		54,762.75	54,762.75	
09/30/2022				54,762.75
03/01/2023	365,000	54,762.75	419,762.75	
09/01/2023		51,313.50	51,313.50	
09/30/2023				471,076.25
03/01/2024	370,000	51,313.50	421,313.50	
09/01/2024		47,817.00	47,817.00	
09/30/2024				469,130.50
03/01/2025	380,000	47,817.00	427,817.00	
09/01/2025		44,226.00	44,226.00	
09/30/2025				472,043.00
03/01/2026	385,000	44,226.00	429,226.00	
09/01/2026		40,587.75	40,587.75	
09/30/2026				469,813.75
03/01/2027	395,000	40,587.75	435,587.75	
09/01/2027		36,855.00	36,855.00	
09/30/2027				472,442.75
03/01/2028	400,000	36,855.00	436,855.00	
09/01/2028		33,075.00	33,075.00	
09/30/2028				469,930.00
03/01/2029	410,000	33,075.00	443,075.00	
09/01/2029		29,200.50	29,200.50	
09/30/2029				472,275.50
03/01/2030	415,000	29,200.50	444,200.50	
09/01/2030		25,278.75	25,278.75	
09/30/2030				469,479.25
03/01/2031	425,000	25,278.75	450,278.75	
09/01/2031		21,262.50	21,262.50	
09/30/2031				471,541.25
03/01/2032	435,000	21,262.50	456,262.50	
09/01/2032		17,151.75	17,151.75	
09/30/2032				473,414.25
03/01/2033	440,000	17,151.75	457,151.75	
09/01/2033		12,993.75	12,993.75	
09/30/2033				470,145.50
03/01/2034	450,000	12,993.75	462,993.75	
09/01/2034		8,741.25	8,741.25	
09/30/2034				471,735.00
03/01/2035	460,000	8,741.25	468,741.25	
09/01/2035		4,394.25	4,394.25	
09/30/2035				473,135.50
03/01/2036	465,000	4,394.25	469,394.25	
09/30/2036				469,394.25
	5,795,000	855,319.50	6,650,319.50	6,650,319.50

Changes

- 1 Increasing minimum wage from \$14.50 to \$15.25 modifies salaries across all departments from pages 114 -124. This also reflects in each individual department.
- 2 Separate the employees from the County Clerk (D403) pg 114 that got an increase for the OLS program (F432) pg 124
- 3 Separate the employees from the County Attorney (D475) pg116 that got an increase for the OLS program (F432) pg 124
- 4 Separate the employee from the Records Management (F269) pg 123 that got an increase for the OLS program (F432) pg 124
- 5 Removed Purchasing Agent Department (D490) pg 30 & 116
- 6 Decreased County Judge Juvenile Board Salary from \$13,200 to \$12,706 affected pg 9 & 114
- 7 County Auditor (D495) pg 31 add \$50,000 for repairs & maintenance
- 8 County Treasurer (D497) pg 32 increase Machinery & Equipment from \$25,000 to \$30,000.
- 9 293rd District Court (D406) pg 14 modified aid t other government to reflect updated population.
- 10 365th District Court (D434) pg 15 modified aid t other government to reflect updated population. Increased postage to \$1,200, publication to \$5,000, jury meals are increased to \$2,000, phone/ internet to \$15,000 milledge to \$5,000, professional services increase to \$27,000
- 11 365th District Court (D434) pg 114 increased employee salary from \$114,668 to \$115,000
- 12 Certificate of Obligation Ser 2021 (F339) pg 87 amount allocated to Street Improvements decreased to \$558,756, repairs and maintenance increase to \$322,533, Improvements decrease to \$0, Construction of PCT 1 - Pavillion increased to \$250,000, PCT 2 - Construction increased to \$35,000, Assistant to \$34,000. This reflects a change on pg 9
- 13 Salaries County Judge (D400) Pg. 114 decrease salary of Administrative assistant to \$35,000, Assistant to \$34,000. This reflects a change on pg 9
- 14 Sheriff (D560) pg. 118 change position of Sheriff Assistant to Sheriff Assistant/Grant Director decreasing salary to \$58,000; make secretary position to Administrative Assistant and increase pay to \$18.30 and hr; increase Administrative Assistant pay to \$18.30/hr, create 3 deputy positions pay at \$17.07/hr, delete investigator position; delete Grant Director Position.
- 15 District Clerk (D450) converted position for clerk to full time. Added a part-time position at \$7.50 and hr pg. 115
- 16 County Auditor (D495) pg 116 & 31 added a temporary position working 20 hrs a week at \$7.50 and hr.
- 17 Tax Collector (D499) pg 117 & 33 added a temporary position working 20 hrs a week at \$7.50 and hr.
- 18 Sheriff (D560) pg 39 increase repairs & maintenance to \$125,000
- 19 County Attorney (D475) pg 29 increase professional fees to \$40,000.
- 20 District Judge 293 (D406) pg 113 decreased salary to 16.96 for position
- 21 District Judge 395 (D434) pg 113 added part-time position
- 22 County Attorney (D475) pg 116 decrease Investigator Salary to \$44,978
- 23 Sheriff (D560) Pg 118 change hourly rate for Investigator to \$20.69, two Dispatcher position were increase hourly wage to \$15.38
- 24 Parks & Recreation (D648) pg 119 decrease hourly wage of Laborer to \$8 dollars an hour
- 25 Economic Development (D970) pg 120 decrease salary to \$79,991
- 26 Road & Bridge (F112) pg 121 decrease hourly wage of Heavy Equipment operator to \$17.11, increase hourly wage of heavy equipment operator to \$18.12, Decrease hourly rate of mechanic to \$8
- 27 Operation Loan Star (F432) pg 123 added partial salary of Investigator to grant.
- 28 IT-Media (D401) pg 10 added Supplies of \$10,000 and mileage of \$2,000, machinery & equipment of \$2000
- 29 District Judge 293 (D406) pg 14 changed the amount of salaries, allocated cell allowance to employees as due to other governments
- 30 Health insurance cost per employee increase to \$691.34 and dental to \$22.94 this affected all departments with payroll.
- 31 Constable Pct 3-2 (D465) pg 27 increase machinery & equipment to \$50,000
- 32 Tax Assessor (D499) pg 32 - add professional services for \$10,000, increase phone to \$15,600
- 33 Information Department (D501) pg 33- increase cell phones to \$1200, increase mileage to \$1400
- 34 Sheriff (D560) pg 38 & pg 117 increase overtime to \$86,600
- 35 PCT 2 Admin office (D649) pg 44 added Vehicle fuel and oil for \$2000
- 36 PCT 1 admin office (D661) pg 47 corrected assistant flowthrough of salaries to \$38,077, added vehicle fuel and oil \$2400
- 37 PCT 4 admin office (D668) pg 50 added vehicle fuel and oil \$1200
- 38 PCT 3 Admin office (D685) pg 52 added vehicle fuel and oil \$8000
- 39 Nutrition (F110) pg 59 decrease TDA grant 2019 to zero
- 40 Road & Bridge (F112) pg 61 increase operating supplies/ road materials to \$175,000 in each of the four pct. Increase vehicle fuel and oil to \$250,000, decrease vehicle repairs to \$120,000
- 41 Law Library (F117) pg 62 decrease library transfer in to zero
- 42 LBSP (F389) pg 87 decrease transfer in to \$24,845 , decrease revenue from grant to \$21,000

43 Colonial Grant (F408) pg 89 decrease grant revenue to zero, decrease sewer improvements construction to \$22,449  
44 Revenues pg 5, increase revenues transfer in from F415 Public assistance to \$308,398, F416 Emergency self help \$12,712, F422 SNAP ED \$80,988, CRIMINAL JUSTICE PRO F423 \$58,935, CTIF F424 \$27,700, Cardiovascular Disease F426 to \$20,617  
45 Snap ED (F422) pg 100 & pg 122 the grant ends all line items are zeroed out. Amount of \$80,988 is transfer to revenue.  
46 Criminal Justice Pro (F423) pg 101 Revenue of \$16,366, Revenue of \$71,000 is added, Transfer out to general fund of \$58,935 added, Equipment purchase is split to \$16,366.25 and \$71,000 to reflect revenue  
47 CTIF (F424) pg 102 Increase revenue to \$35,714, increase operating expense to \$35,714, transfer out of \$27700  
48 Hotel Tax (F425) pg 103 decrease revenue to \$5000, decrease operating supply to \$5,100  
49 Cardiovascular (F46) pg 104 increase grant revenue to \$12,375, decrease operating supply, travel & mileage to \$0, increase operating supply to \$11,250, decrease admin to \$1,125, increase equipment to \$12,375, increase transfer out to \$20,617  
50 CLFR American Rescue Plan (F428) pg 106 & pg 122 salaries of all employees decrease to only 3 months. Increase reflected in transfer out.  
51 Travelers (F429) decrease estimated revenue to \$40,000, decrease grant revenue to \$0, increased transfer in to \$142,200, Zero out to Operating supplies, professional services, phone, cell phones, machinery and equipment, increase other to \$182,200  
52 Operation Loan Star (F431) pg 109 moved longevity to non departmental salaries.  
53 Operation Loan Star (F432) pg 110 increased estimated surpluses to \$100,000, decrease transfer in to \$159,285, moved longevity to non departmental.  
54 Dist Cleark (D450) pg 114 add insurance to clerk  
55 Constable PRCT 3-1 F464 PG 115 delete vacant position  
56 Constable PRCT 3-2 F465 pg 115 & 27 added a Deputy position  
57 Voter Administration (D505) pg 116 increase assistant salary to \$17 an hour.  
58 Road and Bridge F112 pg 122, removed a clerk position and added a laborer paid at \$15.25  
59 Airport F200 pg 122 added a custodian position  
60 Sheriff (D560) pg 117 deputy hourly rate changed from \$17.33 to \$18.95  
61 Operation Loan Star (F431) Deputy hourly rate increase to \$15.56 an hour.  
62 Courty Judge (D400) pg 113 increase hour wage of assistant to \$19  
63 Constable Prct 1 pg 24 & pg 114 added overtime of \$5,000  
64 Constable Prct 2 pg 25 & pg 115 added overtime of \$5,000  
65 Constable Prct 3-1 pg 26 & pg 115 added overtime of \$5,000  
66 Constable Prct 3-2 pg 27 & pg 115 added overtime of \$5,000  
67 Constable Prct 4 pg 28 & pg 115 added overtime of \$5,000