

Fiscal Year 2026 Adopted Budget

This budget will raise more revenue from property taxes than last year's budget by an estimated amount of \$645,682 which is a 4.011% increase from last year's budget. The property tax revenue to be raised from new property added to the tax roll this year is \$252,747

FILED
AT 4:20 O'CLOCK P.M.
SEP 25 2025
SARA MONTEMAYOR
County Clerk Maverick County, Texas
By _____ Deputy

Record Vote

Commissioner Pct. 1 Gerardo Morales	For _____	Against <u> X </u>
Commissioner Pct. 2 Rosanna Rios	For <u> X </u>	Against _____
Commissioner Pct. 3 Olga Ramos	For <u> X </u>	Against _____
Commissioner Pct. 4 Roberto Ruiz	For <u> X </u>	Against _____
County Judge Ramsey English Cantu	For <u> X </u>	Against _____

County Property tax Rates (Amounts per \$100 of value)

	FY2025 (preceding year)	FY2026 (proposed budget)
Property Tax Rate	0.394529	0.378313
No New Revenue Rate	0.366219	0.363723
Effective Maintenance & Operations Tax Rate	0.311447	0.302136
Voter Approval Tax Rate	0.372233	0.378313
Debt Rate	0.083082	0.076177
De Minimis Rate	0.375624	0.376587

The total amount of County debt obligations as of the adoption of this budget was \$29,981,139
(Principal: 25,878,000 Interest: 4,103,139)


The total amount of County debt obligations for FY2026 as of the adoption of this budget was \$ 3,407,630
(Principal: 2,665,000 Interest: 742,630)

Additional County debt (NOT pledge by Property Taxes) as of adoption of this budget was \$2,403,353
Additional County Debt obligations for FY2024 (NOT pledge by Property Taxes) as of the adption of this budget was \$596,881

Adopted by the Commissioners Court on September 24, 2025

COUNTY OF MAVERICK
2025 - 2026 ADOPTED (UNAUDITED / UNADJUSTED / NOT GAAP)
TABLE OF CONTENTS

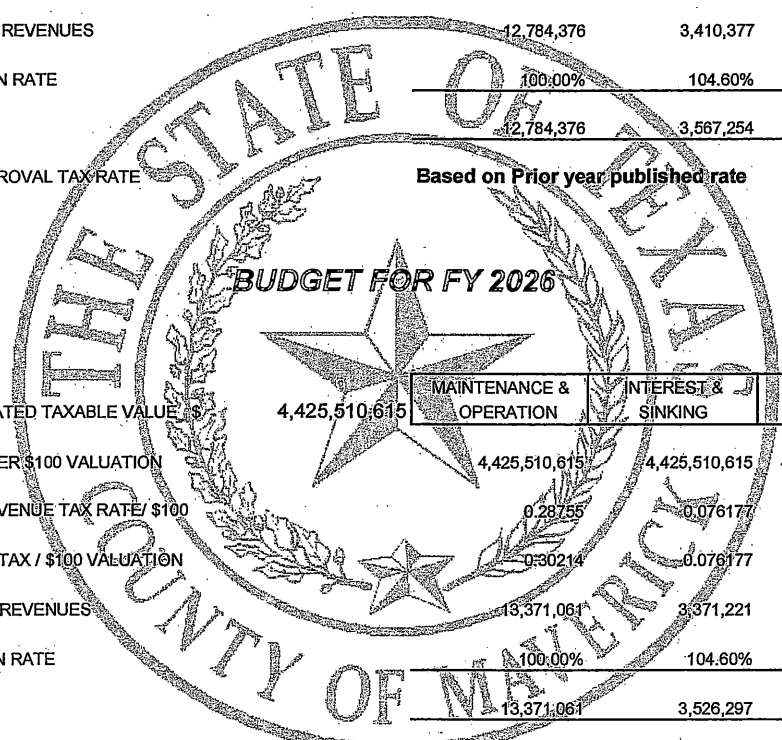
	PAGE NUMBER		PAGE NUMBER
TABLE OF CONTENTS	1	130: COURT INITIATED GUARDIANSHIP	78
PROPOSED TAX RATE	2	131: VITAL STATISTICS	79
GENERAL FUND		132: E-FILE - DISTRICT CLERK	80
REVENUES	3	164: ABANDONED VEHICLES	81
SUMMARY	7	172: COURT RECORDS ARCHIVE FEE - DISTRICT	82
FUND BALANCES	8	173: COUNTY CLERK RECORDS ARCHIVE ACCC	83
BUDGET SUMMARY	9	174: BORDER PROSECUTION UNIT	84
COUNTY DEPARTMENTS		180: UTILITY WATER PLANT FUND	86
400: COUNTY JUDGE	10	183: PARKLAND FEES	88
401: IT-MEDIA TECH	11	200: AIRPORT FUND	89
402: HUMAN RESOURCES	12	240: HEALTH DEPARTMENT	90
403: COUNTY CLERK	13	267: TECHNOLOGY FEES	91
405: VETERANS SERVICE OFFICER	14	268: DISTRICT CLERK RECORDS MANAGEMENT	92
406: 293RD DISTRICT COURT	15	269: RECORDS MANAGEMENT	93
434: 365TH DISTRICT COURT	16	270: COUNTY AND DISTRICT CLERK TECHNOLC	94
436: D.A.	17	271: COURTHOUSE SECURITY FUND	95
437: JUVENILE / ADULT PROBATION	18	272: CONSTRUCTION IN PROGRESS - WATER PI	96
450: DISTRICT CLERK	19	280: LANDFILL WASTE / CRIMINAL DETENTION	97
455: JUSTICE OF THE PEACE PRCT. 1	20	293: INTEREST AND SINKING	98
457: JUSTICE OF THE PEACE PRCT. 2	21	338: TAX NOTES 2019	99
459: JUSTICE OF THE PEACE PRCT. 3-1	22	339: CERTIFICATE OF OBLIGATION 2021	100
460: JUSTICE OF THE PEACE PRCT. 3-2	23	389: LBSP	102
461: JUSTICE OF THE PEACE PRCT. 4	24	408: COLONIAL GRANT #7218065	103
462: CONSTABLE- Prct 1	25	411: ZIKA PROJECT	104
463: CONSTABLE- Prct 2	26	412: CDBG GRANT G#7218115	105
464: CONSTABLE- Prct 3-1	27	413: SELF HELP CENTER	106
465: CONSTABLE- Prct 3-2	28	414: CORONAVIRUS RELIEF FUND	107
466: CONSTABLE- Prct 4	29	415: PUBLIC ASSISTANCE PROGRAM (PA) FUNI	108
475: COUNTY ATTORNEY	30	416: EMERGENCY SERVICES-SELF HELP FUND	109
495: COUNTY AUDITOR	31	417: PCT 4 SHERIFF SUBSTATION	110
497: COUNTY TREASURER	32	418: CERT OF OBLIGATION SERIES 2020	111
499: TAX ASSESSOR COLLECTOR	33	419: CENTER FOR TECH&CMC LIFE	112
501: INFORMATION & TECHNOLOGY DEPARTMENT	34	420: COLONIAS GRANT	113
505: VOTER ADMINISTRATION	35	422: SNAP - ED HEALTHY COMMUNITIES	114
508: COLLECTION DEPARTMENT	36	423: CRIMINAL JUSTICE PRO G#4061502/40615	115
510: COURTHOUSE	37	424: CTIF - COUNTY TRANSPORTATION	116
520: MAVERICK CO. FOOD BANK	38	425: HOTEL TAX	117
560: COUNTY SHERIFF	39	426: CARDIOVASCULAR DISEASE	118
561: COUNTY JAIL	40	427: TRINATIONAL EPIDEMIOLOGY	119
589: CEMETARY	42	428: CLFR AMERICAN RESCUE PLAN	120
621: HIDTA - CITY OF EP REIMBURSEMENT	43	429: TRAVELERS HEALTH INITIATIVE	121
647: FORMERLY VFW OFFICE	44	430: AIRPORT TXDOT AVIATION RAMP GRANT	122
649: PCT 2 ADMIN OFFICE	45	432: OPERATION LONE STAR	123
650: PURCHASING AGENT	46	449: TORDILLO TOWER	126
652: CEMETARY II	47	450: QUEMADO COMMUNITY FUND	127
653: BODY WORN CAMERA	48	451: SB 22 - COUNTY ATTORNEY	129
COUNTY COURT AT LAW	49	452: SB22 - DISTRICT ATTORNEY	130
661: PCT 1 - ADMIN OFFICE	50	453: SB22 - SHERIFF/CONSTABLES	131
663: COMMUNITY CENTER PCT 3	51	466: OPERATION LONE STAR FUND	132
665: AGRICULTURE	52	455: MAVERICK COUNTY HOUSING FINANCE CC	135
668: PRECINCT 4 ADMIN OFFICE	53	456: SB224 CATALYTIC CONVERTER GRANT	136
684: NON - DEPARTMENTAL	54	457: MAVERICK COUNTY INDIGENT DEFENSE	137
685: PCT 3 ADMIN OFFICE	55	458: CYBERSECURITY	138
688: FIRE STATION - EMS	56	461: TP&W CO OP GRANT	139
690: INTERGV. AGRE. CONTR. SERVICE	57	462: AUTO THEFT	140
691: EXP. CONTR. SERVICE	58	463: AIRPORT TXDOT GRA-PR	141
700: MATCHING FUNDS	59	NEW: MAVERICK COUNTY INTL BRIDGE III	145
820: PLANNER DEPARTMENT	60	506: JURY FUND	146
820-005: GRANTS DIVISION	61	507: COUNTY SPECIALTY COURT ACCOUNT	147
820-002: ANIMAL CONTROL	62	508: PROSECUTOR FUND	148
820-003: PARKS AND FACILITIES MAINTENANCE	63	509: COURT REPORTER SERVICE FUND	149
970: ECONOMIC DEVELOPMENT	65	510: LOCAL TRUANCY PREV & DIVERSION	150
SPECIAL COUNTY FUNDS		512: TIME PAYMENT	151
SPECIAL COUNTY FUNDS SUMMARY	66	513: LOCAL TRAFFIC FINE	152
110: NUTRITION	67	514: COURT FACILITY FEE FUND	153
112: ROAD AND BRIDGE	69	515: CLERK OF THE COURT ACCOUNT	154
117: LAW LIBRARY	72	516: LANGUAGE ACCESS FUND	155
120: COUNTY RECORDS PRESERVATION	73	518: COUNTY DISPUTE RESOLUTION FUND	156
124: COUNTY FAMILY PROTECTION ACCT	74	521: COURT INITIATED GUARDIANSHIP	157
125: JUDICIAL EFFICIENCY OF COURTS	75	522: JUDICIAL EDUCATION & SUPPORT	158
126: COUNTY CLERK RECORDS MANAGEMENT AND PRESERVATION FUND	76	523: PUBLIC PROBATE ADMINISTRATOR	159
127: CONTINUING EDUCATION JUDGE & STAFF	77	SALARIES	160
		MAVERICK COUNTY TREASURER'S REPORT	174
		DEBT SCHEDULE	178



COUNTY OF MAVERICK
ANNUAL BUDGET
TAX RATE
2025 - 2026 ADOPTED (UNAUDITED / UNADJUSTED / NOT GAAP)

PRECEDING BUDGET FY 2025

		MAINTENANCE & OPERATION	INTEREST & SINKING	TOTAL TAX
2023 ESTIMATED TAXABLE VALUE \$	4,104,832,012			
TAX BASE PER \$100 VALUATION		4,104,832,012	4,104,832,012	4,104,832,012
NO NEW REVENUE TAX RATE/ \$100		0.28314	0.083082	0.366219
PROPOSED TAX / \$100 VALUATION		0.31145	0.083082	0.394529
ESTIMATED REVENUES		12,784,376	3,410,377	16,194,753
COLLECTION RATE		100.00%	104.60%	
		12,784,376	3,567,254	16,351,630
VOTER APPROVAL TAX RATE		Based on Prior year published rate		0.372233




		MAINTENANCE & OPERATION	INTEREST & SINKING	TOTAL TAX
2024 ESTIMATED TAXABLE VALUE \$	4,425,510,615			
TAX BASE PER \$100 VALUATION		4,425,510,615	4,425,510,615	4,425,510,615
NO NEW REVENUE TAX RATE/ \$100		0.28755	0.076177	0.363723
PROPOSED TAX / \$100 VALUATION		0.30214	0.076177	0.378313
ESTIMATED REVENUES		13,371,061	3,371,221	16,742,282
COLLECTION RATE		100.00%	104.60%	
		13,371,061	3,526,297	16,897,358
VOTER APPROVAL TAX RATE		Based on Prior year published rate		0.378313

COUNTY OF MAVERICK
ANNUAL BUDGET
REVENUES - GENERAL FUND
2025 - 2026 ADOPTED (UNAUDITED / UNADJUSTED / NOT GAAP)

	23-24 ACTUAL	24-25 BUGETED	PRO-FORMA ENDING 9.30.25	PROPOSED 25-26	DECREASE/ INCREASE
	as of 6.30.25				
AD VALOREM TAXES					
BUDGET AMENDMENT REVENUE	-	-	-	-	-
CURRENT TAXES ***	11,430,891	12,784,376	12,528,927	13,371,061	586,685
ISSUANCE OF BONDS	-	-	-	-	-
DELINQUENT M&O	508,745	545,000	411,955	545,000	-
CURRENT YR PENALTY & INTEREST	210,784	150,000	110,640	150,000	-
DELINQUENT PENALTY AND INTEREST	213,887	220,000	150,380	220,000	-
CURRENT YR DISCOUNT	(14,049)	-	-	-	-
DELINQUENT DISCOUNT	(26,424)	-	(26,889)	-	-
COLLECTORS FEE	46,010	45,000	53,012	45,000	-
ADDTI TAXES ***	-	-	-	-	-
TOTAL AD VALOREM TAXES	12,369,843	13,744,376	13,228,025	14,331,061	586,685
OTHER TAXES, LICENSES & PERMITS					
SALES TAX 1/2 CENT	4,539,980	4,000,000	4,842,033	4,866,514	866,514
MOTOR VEHICLE COMM-S	-	275,000	843,638	345,000	70,000
ALCOHOL BEVERAGES	1,795	1,500	-	-	(1,500)
BEER LICENCES	178	200	120	170	(30)
TAX CERTIFICATES	9,119	8,500	4,084	5,000	(3,500)
MARRIAGE LICENSES	51,581	37,000	29,593	36,000	(2,000)
MIXED BEVERAGE TAX	73,426	74,000	83,477	83,500	9,500
TOTAL OTHER TAXES & LICENSES	4,676,079	4,396,200	5,302,845	5,335,184	938,984
OTHER GOVERNMENTAL REVENUE					
BOAT REG. 10% COMMISSION	-	-	-	-	-
COMMISSIONS	1,126	1,400	575	600	(800)
OTHER	350,026	300,000	340,074	345,000	45,000
DONATIONS	8,365	10,825	13,075	13,000	2,175
RECREATION RENTALS	-	-	-	-	-
OTHER GOVERNMENTAL REVENUE	360,517	312,225	353,721	358,600	46,375
INTERGOVERNMENTAL REVENUES					
STATE JUDICIAL / CO. JUDGE	25,200	25,200	20,150	31,500	6,300
STATE JUDICIAL / CO. ATTORNEY	23,333	23,333	25,666	25,666	2,333
VOTER REGISTRATION	8,454	50,994	50,994	-	(50,994)
INDIGENT DEF. FUND	29,948	-	-	-	-
MAVERICK COUNTY HOSPITAL DISTRICT	-	50,994	50,994	-	(50,994)
ECONOMIC DEVELOPMENT SALARY ASSISTANCE	-	-	-	-	-
TOTAL INTER GOVERNMENTAL REVENUES	86,935	150,521	147,804	57,166	(93,355)

COUNTY OF MAVERICK
ANNUAL BUDGET
REVENUES - GENERAL FUND
2025 - 2026 ADOPTED (UNAUDITED / UNADJUSTED / NOT GAAP)

	23-24 ACTUAL	24-25 BUGETED	PRO-FORMA ENDING 9.30.25	PROPOSED 25-26	DECREASE/ INCREASE
MISCELLANEOUS REVENUES					
UTILITIES	-	-	-	-	-
PLATS	-	-	-	-	-
TOTAL MISCELLANEOUS REVENUES	-	-	-	-	-
FINES AND FORFEITURES					
STATE COLLECTORS FEES	-	-	-	-	-
STATE DISCOUNT REVENUE QTR REP	4,151	8,000	(3,272)	-	(8,000)
TRAFFIC VIOLATIONS	-	-	-	-	-
DISTRICT COURT FINES	67,191	60,000	66,595	66,000	6,000
CONTINUING EDUCATION JUDGE & STAFF	-	-	-	-	-
COUNTY COURT FINES	26,382	22,000	45,931	40,000	18,000
DISTRICT CLERK FORFEITURES	-	-	-	-	-
CHILD SUPPORT PROC. FEES	2,575	2,000	2,490	2,600	600
CONSTABLE FEES	1,166	2,000	3,520	3,600	1,600
J.P. PCT #1	21,116	25,000	28,281	28,300	3,300
J.P. PCT #2	46,393	44,000	87,467	88,000	44,000
J.P. PCT #3-1	22,682	27,000	30,502	32,000	5,000
J.P. PCT #3-2	7,713	9,000	17,442	17,500	8,500
J.P. PCT #4	32,873	35,000	36,342	40,000	5,000
JURY FUND	13,555	12,000	14,137	14,200	2,200
DISTRICT CLERK JURY	-	-	-	-	-
REIMB. INDIGENT ATTY FEES	839	1,000	-	1,000	-
JUROR REVENUE	-	18,522	18,522	-	(18,522)
COUNTY ATTORNEY FEES	295	-	0	-	-
TRAIL FEES	-	-	-	-	-
DEFENSIVE DRIVING COURSE	-	-	-	-	-
COLLECTIONS DEPARTMENT	-	-	-	-	-
TOTAL FINES AND FORFEITURES	246,932	265,522	347,956	333,200	67,678
FEES OF OFFICE					
COUNTY COURT COLLECTIONS OMNI	72	-	-	-	-
COUNTY SHERIFF	77,328	65,000	65,780	66,000	1,000
COUNTY CLERK FEES	294,661	265,000	321,542	322,000	57,000
DISTRICT CLERK	56,586	54,000	54,956	55,000	1,000
TOTAL FEES OF OFFICE	428,647	384,000	442,278	443,000	59,000



COUNTY OF MAVERICK
ANNUAL BUDGET
REVENUES - GENERAL FUND
2025 - 2026 ADOPTED (UNAUDITED / UNADJUSTED / NOT GAAP)

23-24 ACTUAL	24-25 BUDGETED	PRO-FORMA ENDING 9.30.25	PROPOSED 25-26	DECREASE/ INCREASE
-----------------	-------------------	-----------------------------	-------------------	-----------------------

REVENUES FROM USE OF ASSETS


RENTS INS	239,484	236,000	167,348	236,000	-
INTEREST EARNED	227,605	210,000	156,743	200,000	(10,000)
ROYALTIES	60	-	-	-	-
MAVERICK CO. HOUSING FINANCE	-	2,100,000	-	-	(2,100,000)
PRISONER CARE	1,266,204	1,200,000	745,141	2,223,500	1,023,500
TOTAL REVENUES-USE OF ASSETS	1,733,353	3,746,000	1,069,232	2,659,500	(1,086,500)

MISCELLANEOUS REVENUES

MAVERICK COUNTY HOSPITAL DISTRICT	-	-	-	-	-
REIMBURSEMENTS-MONITOR	-	-	-	-	-
RESTITUTIONS	-	750	-	-	(750)
SOLID WASTE- LITTER&LEGAL DUMP	-	-	-	-	-
SCHOOL CROSSING	-	-	-	-	-
OTHER	107	-	-	-	-
VEHICLE SALES	206,442	-	-	-	-
PROPERTY SALES	753,120	-	-	-	-
SCAAP REVENUE	6,798	-	-	-	-
INSURANCE PROCEEDS	934,323	424,808	1,139,956	-	(424,808)
USDA-WTR PLT EXPANSION-REIM	-	-	-	-	-
TRANSFER OUT-INTERFUND	-	-	-	-	-
TRANSFER IN	-	31,146	21,146	-	(31,146)
MAVERICK COUNTY HOUSING FINANCE CORP CONTI	-	-	-	-	-
TRANSFER IN	1,782	-	242	-	-
TRANSFER IN LOAN REIMBURSEMENT	-	-	-	-	-
TRANSFER IN-INTERFUND F339	-	-	-	-	-
TRANSFER IN - GRANT	-	-	-	-	-
I&S FUND 293 TRANSF IN	-	-	-	-	-
GPA CLAIMS REIMB - LANDFILL	75,751	200,000	118,147	130,000	(70,000)
LANDFILL TRANS IN -	2,420,414	2,200,000	2,200,000	2,200,000	-
LANDFILL ADDITIONAL CONTRIBUTION	-	-	-	-	-
TRANSFER IN CLOSED MULTI JURISDICTION GRANT	-	-	-	-	-
RENTAL REVENUE - FAIRGROUNDS	-	-	-	-	-
TRANSFERS IN-SOLID WASTE ACCOUNTANT	73,477	78,048	78,048	89,171	11,123
HITDA - REIMBURSEMENT FROM CITY OF EAGLE PASS	49,233	-	-	-	-
OPERATION LOAN STAR	-	-	-	-	-
G#2930006 VIOLENCE AGAINST WOMEN	-	-	-	-	-
BORDER STAR LBSP	-	-	-	9,000	9,000
CRIMINAL JUSTICE PRO F423	-	-	-	-	-
CTIF F424	-	-	-	-	-
CARDIOVASCULAR DISEASE F 426	-	-	-	-	-
FY2017 OPSG - STONE GARDEN	-	-	-	-	-
EMERGENCY SEVICES SELF-HELP (F416)	-	-	-	-	-
TRANSFER IN TORDILLO TOWER F449	-	-	-	-	-
TRANSFER IN COLONIAL GRANT #7218065	66,962	-	-	-	-
TRANSFER IN CDBG G#7218115	-	-	-	-	-
TRANSFER IN SELF HELP CENTER	-	-	-	-	-
TRANSFER IN PUBLIC ASSISTANCE PROGRAM	-	-	-	-	-
TRANSFER IN SNAP - ED HEALTH COMMUNITIES	-	-	-	-	-
TRANSFER IN TRAVLERS HEALTH INITIATIVE	-	-	-	-	-
TRANSFER IN MAV CNTY HOUSING FIN CORP	-	-	-	-	-
BULLET PROOF VEST GRT	-	-	-	-	-
LEOSE REVENUE	1,760	1,629	1,629	-	(1,629)
LIEN - 2064 BOULDER RIDGE DR	-	-	-	-	-
CO CLERK WAREHOUSE FEE	-	-	-	-	-
SETTLEMENTS	-	-	34,537	-	-
SURPLUS DOLLARS TREASURER'S ESTIMATE	-	4,454,101	-	3,795,753	(658,348)

COUNTY OF MAVERICK
ANNUAL BUDGET
REVENUES - GENERAL FUND
2025 - 2026 ADOPTED (UNAUDITED / UNADJUSTED / NOT GAAP)

	23-24 ACTUAL	24-25 BUGETED	PRO-FORMA ENDING 9.30.25	PROPOSED 25-26	DECREASE/ INCREASE
PASSPORT REVENUE	78,660	60,000	74,270	85,000	25,000
CHAPTER 19	-	-	-	-	-
SBL 22 REVENUES	531,977	-	-	-	-
MOTOR VEHICLE COMMISSION-SALES TAX	307,226	275,000	343,537	340,000	65,000
STATE TAX COMMISSION - TAX OFFICE PRIOR YEARS	-	-	-	-	-
MAVERICK COUNTY CRIMINAL JUSTICE PROGRAM	-	-	-	-	-
OLS RECOVER FORFEITURES	90,175	12,868	39,218	-	(12,868)
JUROR REVENUES	57,816	18,522	-	-	(18,522)
OVERAGE & SHORTAGE	4,324	-	(6,517)	-	-
TOTAL MISCELLANEOUS REVENUES	5,660,346	7,756,872	4,044,213	6,648,924	(1,107,948)
TOTAL REVENUES	25,562,652	30,755,716	24,936,075	30,166,635	(589,081)



COUNTY OF MAVERICK
2025 - 2026 ADOPTED (UNAUDITED / UNADJUSTED / NOT GAAP)
SUMMARY REVENUES / EXPENDITURES ALL FUNDS

<u>FUND NAME</u>	<u>FUND #</u>	<u>REVENUES</u>	<u>EXPENDITURES</u>	<u>OVER / (SHORT)</u>
GENERAL FUND	100	30,166,635	30,166,635	-
110:NUTRITION	110	987,018	987,018	-
112:ROAD AND BRIDGE	112	4,521,312	4,521,312	-
117:LAW LIBRARY	117	743,889	743,889	-
120:COUNTY RECORDS PRESERVATION	120	95,840	95,840	-
124:COUNTY FAMILY PROTECTION ACCT	124	15,300	15,300	-
125:JUDICIAL EFFICIENCY OF COURTS	125	1,284	1,284	-
126:COUNTY CLERK RECORDS MANAGEMENT AND PRESERVATION FUND	126	492,663	492,663	-
127:CONTINUING EDUCATION JUDGE & STAFF	127	2,431	2,431	-
130:COURT INITIATED GUARDIANSHIP	130	5,127	5,127	-
131:VITAL STATISTICS	131	69,324	69,324	-
132: E-FILE - DISTRICT CLERK	132	777	777	-
164 ABANDONED VEHICLES	164	-	-	-
172 COURT RECORDS ARCHIVE FEE - DISTRICT CLERK	172	14,324	14,324	-
173 COUNTY CLERK RECORDS ARCHIVE ACCOUNT	173	4,230	4,230	-
174: BORDER PROSECUTION UNIT	174	147,182	147,182	-
180:UTILITY WATER PLANT FUND	180	895,594	895,594	-
183: PARKLAND FEES	183	27,457	27,457	-
200:AIRPORT FUND	200	826,318	826,318	-
240:HEALTH DEPARTMENT	240	-	-	-
267:TECHNOLOGY FEES	267	16,754	16,754	-
268: DISTRICT CLERK RECORDS MANAGEMENT AND PRESERVATION FUND	268	26,712	26,712	-
269:RECORDS MANAGEMENT	269	211,096	211,096	-
270: COUNTY AND DISTRICT CLERK TECHNOLOGY FUND	270	3,134	3,134	-
271:COURTHOUSE SECURITY FUND	271	292,800	292,800	-
272 CONSTRUCTION IN PROGRESS - WATER PLANT EXPANSION	272	-	-	-
280: LANDFILL WASTE / CRIMINAL DETENTION	280	4,400,000	4,400,000	-
293:INTEREST AND SINKING	293	4,698,790	3,416,130	1,282,650
338: TAX NOTES 2019	338	-	-	-
339: CERTIFICATE OF OBLIGATION SERIES 2021	339	1,063,557	1,063,557	-
389: LBSP	389	9,000	9,000	-
408: COLONIAL GRANT #7218065	408	-	-	-
411: ZIKA PROJECT	411	-	-	-
412: CDBG GRANT G#7218115	412	-	-	-
413: SELF HELP CENTER	413	198,981	198,981	-
414: CORONAVIRUS RELIEF FUND	414	-	-	-
415: PUBLIC ASSISTANCE PROGRAM (PA) FUND	415	-	-	-
416: EMERGENCY SERVICES SELF HELP FUND	416	-	-	-
417: PCT 4 SHERIFF SUBSTATION	417	-	-	-
418: CERT OF OBLIGATION SERIES 2020	418	-	-	-
419: CENTER FOR TECH&CIVIC LIFE	419	-	-	-
420: COLONIAS GRANT	420	-	-	-
422: SNAP - ED HEALTHY COMMUNITIES	422	-	-	-
423: CRIMINAL JUSTICE PRO G#4081502/4081503	423	-	-	-
424: CTIF - COUNTY TRANSPORTATION	424	-	-	-
425: HOTEL TAX	425	103	103	-
426: CARDIOVASCULAR DISEASE	426	11,627	11,627	-
427: TRINATIONAL EPIDEMIOLOGY	427	6,495	6,495	-
428: CLFR AMERICAN RESCUE PLAN	428	-	-	-
429: TRAVELERS HEALTH INITIATIVE	429	-	-	-
430: AIRPORT TXDOT AVIATION RAMP GRANT	430	16,122	16,122	-
432: OPERATION LONE STAR	432	-	-	-
449 TORDILLO TOWER	449	-	-	-
450 QUEMADO COMMUNITY FUND	450	100,628	100,628	-
451: SB 22 - COUNTY ATTORNEY	451	66,797	66,797	-
452 SB22 - DISTRICT ATTORNEY	452	69,788	69,788	-
453 SB22 - SHERIFF/CONSTABLES	453	128,069	128,069	-
454: OPERATION LONE STAR FUND	454	722,385	722,385	-
455: MAVERICK COUNTY HOUSING FINANCE CORP	455	92,437	92,437	-
456: SB224 CATALYTIC CONVERTER GRANT	456	59,889	59,889	-
457: MAVERICK COUNTY INDIGENT DEFENSE	457	34,277	34,277	-
NEW: MAVERICK COUNTY INTL BRIDGE III	NEW	-	-	-
506: JURY FUND	506	733	733	-
507: COUNTY SPECIALTY COURT ACCOUNT	507	3,859	3,859	-
508: PROSECUTOR FUND	508	3,716	3,716	-
509: COURT REPORTER SERVICE FUND	509	96,642	96,642	-
510: LOCAL TRUANCY PREV & DIVERSION	510	20,709	20,709	-
512: TIME PAYMENT	512	6,734	6,734	-
513: LOCAL TRAFFIC FINE	513	8,399	8,399	-
514: COURT FACILITY FEE FUND	514	94,884	94,884	-
515: CLERK OF THE COURT ACCOUNT	515	244,360	244,360	-
516: LANGUAGE ACCESS FUND	516	22,860	22,860	-
518: COUNTY DISPUTE RESOLUTION FUND	518	86,543	86,543	-
521: COURT INITIATED GUARDIANSHIP	521	3,894	3,894	-
522: JUDICIAL EDUCATION & SUPPORT	522	838	838	-
523: PUBLIC PROBATE ADMINISTRATOR	523	1,915	1,915	-
		51,842,220	50,559,571	1,282,650

COUNTY OF MAVERICK
 2025 - 2026 ADOPTED (UNAUDITED / UNADJUSTED / NOT GAAP)
 SUMMARY REVENUES / EXPENDITURES ALL FUNDS

OVER / SHORTAGE - FUND BALANCE

FUND NAME	FUND #	BEGINNING FUND BALANCE PER AUDIT	PRO-FORMA REVENUES	PRO-FORMA EXPENDITURES	OVER / (SHORT)*
GENERAL FUND	100	7,952,967	24,936,075	32,713,157	175,884
110:NUTRITION	110	579,113	196,568	908,748	(133,067)
112:ROAD AND BRIDGE	112	1,027,888	3,790,153	3,955,622	862,419
117:LAW LIBRARY	117	659,945	683,666	206	1,343,405
120:COUNTY RECORDS PRESERVATION	120	91,629	93,316	134	184,811
124:COUNTY FAMILY PROTECTION ACCT	124	14,673	14,846	-	29,519
125:JUDICIAL EFFICIENCY OF COURTS	125	1,236	1,228	-	2,464
128:COUNTY CLERK RECORDS MANAGEMENT AND PRESERVATION FUND	126	394,147	71,242	50,621	414,768
127:CONTINUING EDUCATION JUDGE & STAFF	127	2,319	52	-	2,371
130:COURT INITIATED GUARDIANSHIP	130	4,917	111	-	5,028
131:VITAL STATISTICS	131	55,527	6,827	0	62,354
132: E-FILE - DISTRICT CLERK	132	750	17	0	767
164 ABANDONED VEHICLES	164	-	-	-	-
172 COURT RECORDS ARCHIVE FEE - DISTRICT CLERK	172	13,580	732	801	13,511
173 COUNTY CLERK RECORDS ARCHIVE ACCOUNT	173	4,049	88	-	4,137
174: BORDER PROSECUTION UNIT	174	67,493	435,292	614,228	(111,443)
180:UTILITY WATER PLANT FUND	180	753,655	620,824	912,266	462,213
183: PARKLAND FEES	183	26,607	801	-	27,208
200:AIRPORT FUND	200	45,841	33,829	249,823	529,847
240:HEALTH DEPARTMENT	240	-	-	-	-
267:TECHNOLOGY FEES	267	9,088	7,719	0	16,807
268: DISTRICT CLERK RECORDS MANAGEMENT AND PRESERVATION FUND	268	23,832	2,070	-	25,902
269:RECORDS MANAGEMENT	269	38,033	222,238	199,071	61,201
270: COUNTY AND DISTRICT CLERK TECHNOLOGY FUND	270	2,780	434	-	3,214
271:COURTHOUSE SECURITY FUND	271	336,211	64,427	-	400,638
272 CONSTRUCTION IN PROGRESS - WATER PLANT EXPANSION	272	-	-	-	-
280: LANDFILL WASTE / CRIMINAL DETENTION	280	21,501	4,721,589	4,623,885	119,205
293:INTEREST AND SINKING	293	1,024,444	1,774,851	4,016,324	1,782,971
338: TAX NOTES 2019	338	0	0	0	0
339: CERTIFICATE OF DEPOSIT 2021	339	1,904,572	37,513	985,519	956,566
389: LBSP	389	18,403	37,588	55,259	733
408: COLONIAL GRANT #7218065	408	0	0	-	0
411: ZIKA PROJECT	411	-	-	-	-
412: CDBG GRANT G#7218115	412	-	-	-	-
413: SELF HELP CENTER	413	215,123	4,564	39,257	180,430
414: CORONAVIRUS RELIEF FUND	414	-	-	-	-
415: PUBLIC ASSISTANCE PROGRAM (PA) FUND	415	-	-	-	-
416: EMERGENCY SERVICES-SELF HELP FUND	416	-	-	-	-
417: PCT 4 SHERIFF SUBSTATION	417	-	-	-	-
418: CERT OF OBLIGATION SERIES 2020	418	53,012	53,709	53,708	53,013
419: CENTER FOR TECH&CIVIC LIFE	419	-	-	-	-
420: COLONIAS GRANT	420	-	-	-	-
422: SNAP - ED HEALTHY COMMUNITIES	422	(1,283)	-	-	(1,283)
423: CRIMINAL JUSTICE PRO G#4061502/4061503	423	9	-	-	9
424: CTIF - COUNTY TRANSPORTATION	424	11,736	-	-	11,736
425: HOTEL TAX	425	3	-	-	3
426: CARDIOVASCULAR DISEASE	426	10,240	231	-	10,471
427: TRINATIONAL EPIDEMIOLOGY	427	6,370	6,512	-	12,882
428: CLFR AMERICAN RESCUE PLAN	428	-	-	-	-
429: TRAVELERS HEALTH INITIATIVE	429	-	-	-	-
430: AIRPORT TXDOT AVIATION RAMP GRANT	430	349	10	-	359
432: OPERATION LONE STAR	432	2,175,658	3,686	400,000	1,779,344
432: OPERATION LONE STAR	432	-	-	400,000	(400,000)
449 TORDILLO TOWER	449	-	-	-	-
450 QUEMADO COMMUNITY FUND	450	64,636	61,143	83,443	42,336
451: SB 22 - COUNTY ATTORNEY	451	126,266	373,603	192,796	307,073
452 SB22 - DISTRICT ATTORNEY	452	553	5,353	267,355	(261,449)
453 SB22 - SHERIFF/CONSTABLES	453	-	711,118	214,371	496,747
466: OPERATION LONE STAR FUND	454	-	-	-	-
455: MAVERICK COUNTY HOUSING FINANCE CORP	455	-	-	-	-
456: SB224 CATALYTIC CONVERTER GRANT	456	-	200,197	70,729	129,468
NEW: MAVERICK COUNTY INTL BRIDGE III	NEW	10	-	-	10
506: JURY FUND	506	556	728	-	1,284
507: COUNTY SPECIALTY COURT ACCOUNT	507	2,608	1,860	-	4,468
508: PROSECUTOR FUND	508	2,468	1,910	-	4,378
509: COURT REPORTER SERVICE FUND	509	71,684	27,178	134	98,728
510: LOCAL TRUANCY PREV & DIVERSION	510	19,838	6,031	-	25,869
512: TIME PAYMENT	512	6,256	1,155	-	7,411
513: LOCAL TRAFFIC FINE	513	7,653	1,162	-	8,815
514: COURT FACILITY FEE FUND	514	57,007	21,512	124	78,395
515: CLERK OF THE COURT ACCOUNT	515	147,241	55,394	-	202,635
516: LANGUAGE ACCESS FUND	516	14,033	6,495	124	20,404
518: COUNTY DISPUTE RESOLUTION FUND	518	52,337	21,577	-	73,914
521: COURT INITIATED GUARDIANSHIP	521	2,354	806	-	3,160
522: JUDICIAL EDUCATION & SUPPORT	522	459	185	-	644
523: PUBLIC PROBATE ADMINISTRATOR	523	1,098	401	-	1,499
		18,823,474	42,320,417	51,007,706	10,129,930

*ESTIMATED FUND BALANCE CONSIDERING PROFORMA REVENUES & EXPENDITURES ONLY

**COUNTY OF MAVERICK
GENERAL FUND
BUDGET SUMMARY
2025 - 2026 ADOPTED (UNAUDITED / UNADJUSTED / NOT GAAP)**

Page #	Dept #	PERSONNEL SERVICES	SUPPLIES	OTHER SERVICES	SUBTOTAL	CAPITAL OUTLAY	ADOPTED BUDGET
10	400 400:COUNTY JUDGE	280,054	17,895	388,019	685,968	-	685,968
11	401 401:IT-MEDIA TECH	125,138	20,185	77,382	222,705	2,100	224,805
12	402 402:HUMAN RESOURCES	123,498	775	6,600	130,873	-	130,873
13	403 403:COUNTY CLERK	321,794	11,250	18,156	351,200	-	351,200
14	405 405:VETERANS SERVICE OFFICER	59,539	863	5,756	66,158	2,000	68,158
15	406 406:293RD DISTRICT COURT	42,920	14,050	626,228	683,198	5,971	689,169
16	434 434:365TH DISTRICT COURT	42,769	12,900	523,233	578,902	8,600	587,502
17	436 436:D.A.	20,683	-	540,800	561,483	-	561,483
18	437 437:JUVENILE / ADULT PROBATION	-	-	310,288	310,288	-	310,288
19	460 460:DISTRICT CLERK	612,791	44,900	75,609	733,300	8,500	741,800
20	455 455:JUSTICE OF THE PEACE PRCT. 1	134,420	2,000	5,570	141,990	0	141,990
21	457 457:JUSTICE OF THE PEACE PRCT. 2	132,158	700	12,400	145,258	-	145,258
22	459 459:JUSTICE OF THE PEACE PRCT. 3-1	132,596	1,900	13,400	147,896	-	147,896
23	460 460:JUSTICE OF THE PEACE PRCT. 3-2	111,306	650	7,500	119,456	-	119,456
24	461 461:JUSTICE OF THE PEACE PRCT. 4	132,954	1,600	12,424	146,978	1,250	148,228
25	462 462:CONSTABLE- Prct 1	142,167	4,000	29,544	175,711	-	175,711
26	463 463:CONSTABLE- Prct 2	145,483	8,500	24,300	178,283	-	178,283
27	464 464:CONSTABLE- Prct 3-1	199,236	550	11,200	210,986	-	210,986
28	465 465:CONSTABLE- Prct 3-2	90,785	200	10,017	101,002	-	101,002
29	466 466:CONSTABLE- Prct 4	195,717	500	11,394	207,611	2,160	229,771
30	475 475:COUNTY ATTORNEY	435,661	8,000	33,266	476,927	-	476,927
31	495 495:COUNTY AUDITOR	765,975	13,500	41,152	820,627	14,000	834,627
32	497 497:COUNTY TREASURER	441,815	13,500	18,190	473,505	-	473,505
33	499 499:TAX ASSESSOR COLLECTOR	583,079	24,500	113,850	701,429	-	701,429
34	501 501:INFORMATION & TECHNOLOGY DEPARTME	202,331	12,900	350,340	565,571	0	565,571
35	505 505:VOTER ADMINISTRATION	254,308	11,800	37,751	303,659	0	303,659
36	508 508:COLLECTION DEPARTMENT	69,157	795	2,376	72,328	-	72,328
37	510 510:COURTHOUSE	52,062	0	472,533	524,595	-	524,595
38	520 520: MAVERICK CO. FOOD BANK	283,131	4,500	65,304	332,935	-	332,935
39	560 560:COUNTY SHERIFF	3,533,985	30,280	387,842	3,952,107	2,000	3,954,107
40	561 561:COUNTY JAIL	2,908,022	58,600	1,188,600	4,155,222	-	4,155,222
42	589 589: CEMETARY	164,112	10,000	16,900	191,012	-	191,012
43	621 621: HIDTA - CITY OF EP REIMBURSEMENT	0	0	0	0	-	0
44	647 647: FORMERLY VFW OFFICE	0	0	0	0	-	0
45	649 649 : PCT 2 ADMIN OFFICE	273,100	8,500	26,040	307,640	3,500	311,140
46	650 650: PURCHASING AGENT	0	0	0	0	0	0
47	652 652:CEMETARY II	0	0	0	0	0	0
48	653 653:BODY WORN CAMERA	0	0	0	0	0	0
49	COUNTY COURT AT LAW	0	343,940	0	343,940	0	343,940
50	661 661:PCT 1 - ADMIN OFFICE	174,892	2,500	8,600	185,992	0	185,992
51	663 663:COMMUNITY CENTER PCT 3	161,476	8,500	15,200	185,176	0	185,176
52	665 665:AGRICULTURE	89,532	1,600	12,780	103,912	700	104,612
53	668 668: PRECINCT 4 ADMIN OFFICE	171,445	4,250	15,854	191,549	0	191,549
54	684 684: NON - DEPARTMENTAL	0	23,000	105,565	128,565	0	128,565
55	685 685: PCT 3 ADMIN OFFICE	143,978	2,700	14,800	161,478	0	161,478
56	688 688: FIRE STATION - EMS	0	0	0	0	0	0
57	690 690:INTERGV. AGRE. CONTR. SERVICE	0	0	1,688,791	1,688,791	0	1,688,791
58	691 691:EXP. CONTR. SERVICE	0	0	1,960,408	1,960,408	0	1,960,408
59	700 700:MATCHING FUNDS	0	0	4,619,894	4,619,894	0	4,619,894
60	820 820:PLANNER DEPARTMENT	783,975	334,970	429,400	1,548,345	200,000	1,748,345
65	970 970: ECONOMIC DEVELOPMENT	0	0	0	0	0	0
63	410 BANK FEES	0	0	1,000	1,000	0	1,000
TOTAL GENERAL FUND EXPENDITURES		14,498,044	1,061,553	14,358,257	29,915,854	250,781	30,166,635


**COUNTY OF MAVERICK
ANNUAL BUDGET - GENERAL FUND
2025 - 2026 ADOPTED (UNAUDITED / UNADJUSTED / NOT GAAP)**

23-24 ACTUAL	24-25 BUDGETED	PRO-FORMA ENDING 9.30.25 as of 6.30.25	REQUESTED 25-26	ADOPTED 25-26
-----------------	-------------------	--	--------------------	------------------

4 FTE EMPLOYEES

400:COUNTY JUDGE

	23-24 ACTUAL	24-25 BUDGETED	PRO-FORMA ENDING 9.30.25 as of 6.30.25	REQUESTED 25-26	ADOPTED 25-26
PERSONNEL SERVICES:					
100-01010-400 ELECTED OFFICIAL	50,001	50,000	50,000	50,000	50,000
100-01015-400 ADD.ST. SUPPL.	25,200	25,200	25,200	25,200	31,500
100-01016-400 ADD.ST. SUPPL.	-	-	-	-	-
100-01011-400 JUVENILE BOARD	12,706	12,706	12,706	12,706	12,706
100-01020-400 CO. COMM.	-	-	-	-	-
100-01050-400 CHIEF OF STAFF	60,876	63,000	59,524	63,000	63,000
COUNTY COURT COORD.	-	-	-	-	17,852
100-01118-400 EXECUTIVE ASSISTANT	40,990	21,634	28,232	41,000	-
100-01060-400 TEMP EXTRA HELP	-	-	-	-	-
100-01060-400 PART TIME	-	-	-	-	-
100-01045-400 OVERTIME	-	19,199	-	29,280	29,280
100-02060-400 IN COUNTY CAR ALLOWANCE	7,500	7,500	7,500	7,500	7,500
100-02065-400 CELL PHONE ALLOWANCE	-	-	-	-	-
100-02051-400 LONGEVITY	-	48	-	788	216
100-02000-400 FRINGE BENEFITS	75,772	81,849	75,127	79,679	67,999
TOTAL PERSONNEL SERVICES	273,045	281,096	258,289	309,153	280,054
SUPPLIES:					
100-03100-400 STATION	-	-	-	-	-
100-03110-400 POSTAGE	872	895	895	252	895
100-03120-400 OPERATING	21,036	17,000	17,000	13,000	17,000
TOTAL SUPPLIES	21,910	17,895	17,895	13,252	17,895
OTHER SERVICES AND CHARGES:					
100-00000-400 CONTINGENCIES	1,175	10,960	130	130,000	130,000
100-04120-400 PROFESSIONAL SERV	131,987	130,000	130,000	130,000	130,000
100-04122-400 ATTORNEY FEES PROF SERV.	5,488	50,000	19,725	50,000	50,000
100-04222-400 PHONE	15,954	15,500	15,229	15,500	15,500
100-04223-400 CELL PHONES	86	2,164	2,059	1,080	2,059
100-04224-400 ELECTRICITY	-	-	-	-	-
100-04284-400 MILEAGE	7,823	11,969	9,564	10,000	10,000
TRAINING	-	-	-	-	-
TRAVEL	-	-	-	-	-
100-04330-400 ADV&LGL NOTICE	-	-	-	-	-
100-04520-400 REPAIRS&MAINT B	-	-	-	-	-
100-04550-400 RENTAL	-	-	-	-	-
INSURANCE VEHICLE REPAIRS	-	-	-	-	-
JUVENILE BOARD- EXP.	-	-	-	-	34,000
100-04975-400 ISSUANCE COST	-	-	-	-	-
100-04610-400 DUES	13,369	16,460	16,460	14,000	16,460
CONTINUING EDUCATION JUDGE & STAFF	-	-	-	-	-
100-08200-400 PROPERTY INSURANCE	-	-	-	-	-
100-07514-400 PENALTY & FINES	-	-	-	-	-
TOTAL OTHER SERV. AND CHARGES	175,883	237,053	196,568	350,580	388,019
CAPITAL OUTLAY					
100-06100-400 MACHINERY AND EQUIPMENT 5000+	-	-	-	-	-
100-06101-400 MACHINERY AND EQUIPMENT 500-4999.99	4,305	-	-	-	-
TOTAL CAPITAL OUTLAY	4,305	-	-	-	-
TOTAL DEPARTMENT EXPENDITURES	475,143	538,044	472,751	672,985	685,968



COUNTY OF MAVERICK
 ANNUAL BUDGET - GENERAL FUND
 2025 - 2026 ADOPTED (UNAUDITED / UNADJUSTED / NOT GAAP)

23-24 ACTUAL	24-25 BUDGETED	PRO-FORMA ENDING 9.30.25	REQUESTED 25-26	ADOPTED 25-26
-----------------	-------------------	-----------------------------	--------------------	------------------

2 F/T EMPLOYEES

401:IT-MEDIA TECH

PERSONNEL SERVICES:

	23-24 ACTUAL	24-25 BUDGETED	PRO-FORMA ENDING 9.30.25	REQUESTED 25-26	ADOPTED 25-26
100-01112-401 IT-MEDIA TECH	38,584	43,952	43,952	43,952	48,952
100-01145-401 GRAPHIC ENGINEER	-	35,496	35,485	35,496	35,496
100-02051-401 LONGEVITY	-	1,376	1,376	1,376	1,652
100-02000-401 FRINGE BENEFITS	16,463	35,201	36,172	33,775	39,038
TOTAL PERSONNEL SERVICES	55,605	116,025	116,985	114,599	125,138

SUPPLIES:


	23-24 ACTUAL	24-25 BUDGETED	PRO-FORMA ENDING 9.30.25	REQUESTED 25-26	ADOPTED 25-26
100-03100-401 STATION	-	-	-	-	-
100-03110-401 POSTAGE	-	-	-	-	-
100-04009-401 SIGNAGE & GRAPHIC MATERIALS	-	10,000	10,000	10,000	10,000
100-03120-401 OPERATING SUPPLIES	9,863	15,468	15,468	10,185	10,185
TOTAL SUPPLIES	9,863	25,468	25,468	20,185	20,185

OTHER SERVICES AND CHARGES:

	23-24 ACTUAL	24-25 BUDGETED	PRO-FORMA ENDING 9.30.25	REQUESTED 25-26	ADOPTED 25-26
100-04222-401 PHONE/INTERNET	193	361	290	250	1,332
100-04223-401 CEL PHONES	45	550	544	550	550
100-04226-401 WATER	-	-	-	-	-
100-04224-401 ELECTRICITY	-	-	-	-	-
100-04261-401 TRAVEL	-	-	-	-	-
100-04264-401 MILEAGE	-	500	-	500	500
100-04410-401 VEHICLE FUEL	-	-	-	-	-
100-04550-401 RENTAL	-	-	-	-	-
100-04520-401 CONFERENCES, WORKSHOP & FEES	-	-	-	-	-
100-04520-401 REPAIRS AND MAINTENANCE BLDG.	-	-	-	-	-
100-04520-401 CONTRACTS	-	-	-	-	-
100-04525-401 MAINTENANCE CONTRACT	-	-	-	-	-
100-04810-401 DUES	-	-	-	-	-
100-04801-401 MARKETING AND PUBLICITY	2,300	75,000	-	75,000	75,000
TOTAL OTHER SERV. AND CHARGES	2,538	76,411	834	76,300	77,382

CAPITAL OUTLAY

	23-24 ACTUAL	24-25 BUDGETED	PRO-FORMA ENDING 9.30.25	REQUESTED 25-26	ADOPTED 25-26
100-06100-401 MACHINERY AND EQUIPMENT 5000+	-	1,100	-	9,100	-
100-06101-401 MACHINERY AND EQUIPMENT 0-4999.99	9,489	3,956	4,807	1,000	2,100
TOTAL CAPITAL OUTLAY	9,489	5,056	4,807	10,100	2,100
TOTAL DEPARTMENT EXPENDITURES	77,495	222,960	148,094	221,184	224,805



**COUNTY OF MAVERICK
ANNUAL BUDGET - GENERAL FUND
2025 - 2026 ADOPTED (UNAUDITED / UNADJUSTED / NOT GAAP)**

23-24 ACTUAL	24-25 BUDGETED	PRO-FORMA ENDING 9.30.25	REQUESTED 25-26	ADOPTED 25-26
-----------------	-------------------	-----------------------------	--------------------	------------------

2 FT EMPLOYEES

402:HUMAN RESOURCES

PERSONNEL SERVICES:

	23-24 ACTUAL	24-25 BUDGETED	PRO-FORMA ENDING 9.30.25	REQUESTED 25-26	ADOPTED 25-26
100-01114-402 DIRECTOR	59,618	59,604	59,604	59,604	59,604
100-01115-402 HR SECRETARY	31,438	31,946	31,932	31,946	31,946
OVERTIME	-	-	-	-	-
100-02051-402 LONGEVITY	-	2,093	2,093	2,093	2,369
100-02000-402 FRINGE BENEFITS	26,552	26,569	28,982	27,681	29,579
TOTAL PERSONNEL SERVICES	117,607	122,212	122,611	121,324	123,498

SUPPLIES:


100-03100-402 STATION	-	101	100	101	100
100-03110-402 POSTAGE	-	50	26	50	25
100-03120-402 OPERATING SUPPLIES	-	524	680	680	650
TOTAL SUPPLIES	-	531	806	901	775

OTHER SERVICES AND CHARGES:

100-04222-402 PHONE/INTERNET	5,374	5,800	5,663	5,800	6,500
TRAVEL	-	-	-	-	-
TRAINING	-	-	-	-	-
100-04264-402 MILEAGE	-	800	-	800	-
RENTAL	-	-	-	-	-
CONFERENCE, WORKSHOP & FEES	-	-	-	-	-
REPAIRS AND MAINTENANCE BLDG.	-	-	-	-	-
100-04525-402 MAINTENANCE CONTRACT	-	-	-	-	-
100-04610-402 DUES	-	70	70	-	100
TOTAL OTHER SERV. AND CHARGES	5,374	6,670	5,763	6,600	6,600

CAPITAL OUTLAY

3100-402 MACHINERY AND EQUIPMENT 5000+	-	-	-	-	-
MACHINERY AND EQUIPMENT 0-4999.99	-	-	-	-	-
TOTAL CAPITAL OUTLAY	-	-	-	-	-
TOTAL DEPARTMENT EXPENDITURES	123,512	129,713	129,179	128,825	130,873



COUNTY OF MAVERICK
ANNUAL BUDGET - GENERAL FUND
2025 - 2026 ADOPTED (UNAUDITED / UNADJUSTED / NOT GAAP)

23-24 ACTUAL	24-25 BUDGETED as of 6.30.25	PRO-FORMA ENDING 9.30.25 as of 6.30.24	REQUESTED 25-26	ADOPTED 25-26
-----------------	------------------------------------	--	--------------------	------------------

5 F/T EMPLOYEES

403: COUNTY CLERK

PERSONNEL SERVICES:

100-01010-403 ELECTED OFFICIAL	55,000	63,000	63,000	65,000	63,000
100-01040-403 DEPUTIES	134,290	134,869	134,869	141,612	152,195
OFFICE & LABOR	-	-	-	-	-
100-01045-403 OVERTIME	-	-	-	-	-
100-02051-403 LONGEVITY	-	7,015	7,015	7,015	7,561
100-02000-403 FRINGE BENEFITS	75,892	89,433	89,433	84,993	99,038
TOTAL PERSONNEL SERVICES	265,183	294,317	294,317	298,620	321,794

SUPPLIES:

100-03100-403 STATION	-	250	-	250	250
100-03110-403 POSTAGE	4,157	2,500	2,500	2,500	2,500
100-03120-403 OPERATING SUPPLIES	8,262	10,144	8,277	10,600	8,500
TOTAL SUPPLIES	12,419	12,894	10,777	13,350	11,250

OTHER SERVICES AND CHARGES:

100-04015-403 TRAININGS	550	700	213	300	250
100-04130-403 JURY	-	-	-	-	-
100-04133-403 COURT REPORTER	-	-	-	-	-
100-04135-403 ELECTION EXPENSE	-	-	-	-	-
100-04222-403 PHONE TRAVEL	9,884	15,700	15,174	15,700	15,700
100-04264-403 MILEAGE	2,684	3,400	1,635	3,800	1,800
100-04520-403 REPAIRS AND MAINTENANCE BLDG	-	-	-	-	-
100-04525-403 MAINTENANCE CONTRACT	288	456	456	456	456
100-04528-403 WAREHOUSE FEE EXPENSE	-	-	-	-	-
100-04810-403 DUES	150	150	150	150	150
TOTAL OTHER SERV. AND CHARGES	13,556	20,406	17,629	20,406	18,156

CAPITAL OUTLAY

100-06100-403 MACHINERY AND EQUIPMENT 5000+	3,245	-	-	-	-
100-06101-403 MACHINERY AND EQUIPMENT 0-4999.99	-	-	-	-	-
TOTAL CAPITAL OUTLAY	3,245	-	-	-	-
TOTAL DEPARTMENT EXPENDITURES	294,402	327,617	322,723	332,376	351,200


**COUNTY OF MAVERICK
ANNUAL BUDGET - GENERAL FUND
2025 - 2026 ADOPTED (UNAUDITED / UNADJUSTED / NOT GAAP)**

23-24 ACTUAL	24-25 BUDGETED as of 6.30.25	PRO-FORMA ENDING 9.30.25 as of 6.30.24	REQUESTED 25-26	ADOPTED 25-26
-----------------	------------------------------------	--	--------------------	------------------

1 F/T EMPLOYEE

405:VETERANS SERVICE OFFICER

	23-24 ACTUAL	24-25 BUDGETED as of 6.30.25	PRO-FORMA ENDING 9.30.25 as of 6.30.24	REQUESTED 25-26	ADOPTED 25-26
PERSONNEL SERVICES:					
100-01114-405 DIRECTOR	25,365	35,428	28,300	35,428	40,412
100-01045-405 OVERTIME	-	-	-	-	-
100-02051-405 LONGEVITY	-	-	-	-	96
100-02000-405 FRINGE BENEFITS	11,447	15,903	10,816	15,903	19,031
TOTAL PERSONNEL SERVICES	36,812	51,331	39,116	51,331	59,539
SUPPLIES:					
100-03100-405 STATION	-	-	-	100	100
100-03110-405 POSTAGE	-	-	-	-	-
100-03120-405 OPERATING SUPPLIES	94	1,450	763	300	763
TOTAL SUPPLIES	94	1,450	763	400	863
OTHER SERVICES AND CHARGES:					
100-04222-405 PHONE / INTERNET	201	411	411	300	1,344
100-04224-405 ELECTRICITY	-	-	-	-	912
100-04223-405 CELL PHONES	-	-	-	-	912
100-04286-405 TRANSPORTATION SERVICES	2,891	3,389	2,195	3,500	3,500
TRAINING	-	-	-	-	-
TRAVEL	-	-	-	500	-
100-04284-405 MILEAGE	-	-	-	500	-
TOTAL OTHER SERV. AND CHARGES	3,092	3,800	2,606	4,300	5,756
CAPITAL OUTLAY					
100-06100-405 MACHINERY AND EQUIPMENT 5000+	-	-	-	2,000	-
100-06101-405 MACHINERY AND EQUIPMENT 0-4999.99	-	2,000	1,882	-	2,000
100-06130-405 BUILDING REPAIRS	-	-	-	-	-
100-06131-405 IMPROVEMENTS	-	-	-	-	-
TOTAL CAPITAL OUTLAY	-	2,000	1,882	2,000	2,000
TOTAL DEPARTMENT EXPENDITURES	39,998	58,581	44,366	58,031	68,158



**COUNTY OF MAVERICK
ANNUAL BUDGET - GENERAL FUND
2025 - 2026 ADOPTED (UNAUDITED / UNADJUSTED / NOT GAAP)**

23-24 ACTUAL	24-25 BUDGETED as of 9.30.25	PRO-FORMA ENDING 9.30.25 as of 6.30.24	REQUESTED 25-26	ADOPTED 25-26
-----------------	------------------------------------	--	--------------------	------------------

10 FT EMPLOYEES
1 FT TEMP EMPLOYEE

406:293RD DISTRICT COURT

PERSONNEL SERVICES:

100-01010-406 ELECTED OFFICIAL -JUVENILE	9,539	9,540	9,540	16,462	9,540
100-01050-406 SECRETARY	-	-	-	-	-
100-01060-406 TEMP. EXT. HELP	1,595	-	-	-	-
100-01085-406 BAILLIF	-	-	-	-	-
100-01110-406 ASSISTANCE	-	-	-	-	-
100-02060-406 CAR ALLOWANCE	15,660	15,660	15,660	16,500	15,660
100-02065-406 CELL PHONE ALLOWANCE	1,200	1,200	1,200	1,200	1,200
100-02051-406 LONGEVITY	-	8,055	8,055	8,143	9,392
100-02000-406 FRINGE BENEFITS	2,029	6,970	6,970	7,071	7,128
TOTAL PERSONNEL SERVICES	30,022	41,425	41,425	49,376	42,920

SUPPLIES:

100-03100-406 STATION	-	-	-	3,500	2,000
100-03110-406 POSTAGE	456	400	252	500	500
100-03120-406 OPERATING SUPPLIES	8,967	11,155	11,155	12,515	11,500
100-03140-406 PUBLICATIONS	32	50	-	50	50
TOTAL SUPPLIES	9,455	11,605	11,407	17,015	14,050

OTHER SERVICES AND CHARGES:

100-04120-406 PROFESSIONAL SERVICES	109,671	111,429	111,429	111,000	125,000
100-04131-406 JURY MEALS	1,353	1,200	355	1,200	1,200
100-04222-406 PHONE / INTERNET	10,789	11,800	10,339	11,800	11,800
100-04226-406 WATER	-	-	-	-	-
100-04266-406 TRANSPORTATION	-	-	-	-	-
100-04261-406 TRAINING	-	-	-	-	-
100-04261-406 TRAVEL(ASSOCIATED W/CONFERENCES)	10,767	11,660	11,660	15,500	11,660
100-04264-406 MILEAGE	-	-	-	-	-
100-04119-406 ATTY MILEAGE	-	-	-	-	-
100-04520-406 REPAIRS AND MAINTENANCE	450	1,700	700	500	700
100-04525-406 MAINT. CONTR.	37,400	40,800	40,800	51,000	40,800
100-04810-406 DUES	1,671	1,700	1,700	2,000	1,700
100-04900-406 AIDS TO OTHER GOVERNMENTS	455,261	508,368	508,368	533,786	433,368
100-05113-406 OTHER/LAW LIBRARY	-	-	-	-	-
TOTAL OTHER SERV. AND CHARGES	627,362	687,657	685,351	726,786	626,228

CAPITAL OUTLAY

100-05100-406 MACHINERY AND EQUIPMENT 5000+	-	-	-	6,000	-
100-05101-406 MACHINERY AND EQUIPMENT 0-4999.99	8,398	5,971	5,971	5,000	5,971
TOTAL CAPITAL OUTLAY	8,398	5,971	5,971	11,000	5,971

TOTAL DEPARTMENT EXPENDITURES

675,237	746,658	744,154	804,177	689,169
----------------	----------------	----------------	----------------	----------------

adopted.

Position 1	77,402		
Position 2	124,988		
Position 3	85,524		
Position 4	45,310		
Position 5	62,691		
Position 6	41,760		
Position 7	32,364		
Position 8	58,652		
Position 9	31,320		
Position 10	41,760		
Cell Phones	7,200		
Fringe Benefits	224,482		
	833,652		
Maverick 72.66%	0.7633	58,056	636,295
Dimmit 12.52%	0.1114	8,473	92,864
Zavala 14.83%	0.1253	9,534	104,493
	1.0000	76,063	833,652

COUNTY OF MAVERICK
ANNUAL BUDGET - GENERAL FUND
2025 - 2026 ADOPTED (UNAUDITED / UNADJUSTED / NOT GAAP)

23-24 ACTUAL	24-25 BUDGETED	PRO-FORMA ENDING 9.30.25	REQUESTED 25-26	ADOPTED 25-26
	as of 6.30.25	as of 6.30.24		

13 F/T EMPLOYEES
 1 F/T TEMP EMPLOYEE

434:365TH DISTRICT COURT
PERSONNEL SERVICES:

100-01010-434 ELECTED OFFICIAL	9,540	9,540	9,540	16,462	9,540
100-01050-434 SECRETARY	-	-	-	-	-
100-01060-434 TEMP. EXT. HELP	1,095	-	-	-	-
100-01085-434 BAILIF	-	-	-	-	-
100-01110-434 ASSISTANCE	3,713	-	-	-	-
100-01045-434 OVERTIME	-	-	-	-	-
100-02060-434 CAR ALLOWANCE	15,660	15,660	15,660	16,500	15,660
100-02051-434 LONGEVITY	-	9,847	9,847	9,847	10,419
100-02000-434 FRINGE BENEFITS	3,038	7,170	7,170	7,170	7,150
TOTAL PERSONNEL SERVICES	33,047	42,217	42,217	49,979	42,769

SUPPLIES:

100-03100-434 STATION	260	500	500	1,000	500
100-03110-434 POSTAGE	2,805	3,600	2,709	3,000	2,700
100-03120-434 OPERATING SUPPLIES	7,282	8,500	7,632	8,500	7,600
100-03140-434 PUBLICATIONS	2,678	3,000	2,145	4,000	2,100
TOTAL SUPPLIES	13,025	15,600	12,986	16,500	12,900

OTHER SERVICES AND CHARGES:

100-04120-434 PROFESSIONAL SERVICES	80,403	68,552	69,665	75,000	59,065
100-04131-434 JURY MEALS	1,373	2,000	840	2,500	1,000
100-04222-434 PHONE / INTERNET	12,045	15,000	12,394	15,000	14,244
100-04223-434 CELL PHONES	-	-	-	-	756
100-04228-434 WATER	6,260	11,648	10,332	7,500	10,500
CONFERENCES, WORKSHOP & FEES	-	-	-	-	-
TRAINING	-	-	-	-	-
TRAVEL (ASSOCIATED W/ CONFERENCE)	-	-	-	-	-
100-04264-434 MILEAGE	2,826	5,000	2,282	6,000	2,500
100-04119-434 ATTY MILEAGE	-	-	-	-	-
100-04525-434 MAINTENANCE CONTRACT	2,144	500	228	2,200	300
100-04520-434 REPAIRS AND MAINTENANCE	-	-	-	-	-
100-04810-434 DUES	801	3,500	1,393	3,500	1,500
100-04900-434 AIDS TO OTHER GOVERNMENTS	560,046	702,308	626,400	790,576	433,368
TOTAL OTHER SERV. AND CHARGES	665,897	808,508	712,933	902,276	523,233

CAPITAL OUTLAY

100-06100-434 MACHINERY AND EQUIPMENT 5000+	-	-	-	7,100	-
100-06101-434 MACHINERY AND EQUIPMENT 500-4999.99	8,408	8,600	8,600	5,000	8,600
TOTAL CAPITAL OUTLAY	8,408	8,600	8,600	12,100	8,600

TOTAL DEPARTMENT EXPENDITURES

720,377	874,925	776,736	980,855	587,502
----------------	----------------	----------------	----------------	----------------


As of this date these are the current salaries for the following positions. Salaries for FY 2025 will be determined until all 3 County Budgets (Maverick, Dimmit, and Zavala) are adopted.

Position 1		66,294	66,294
Position 2	VACANT	70,451	70,451
Position 3		66,294	66,294
Position 4	VACANT	42,086	42,086
Position 5		52,993	52,993
Position 6		140,000	140,000
Position 7		86,297	86,297
Position 8		62,000	62,000
Position 9		68,257	68,257
Position 10		49,715	49,715
Position 11		83,520	83,520
Position 12		62,410	62,410
Position 13	VACANT	34,139	34,139
Fringe Benefits		312,738	310,794
		1,197,194	1,195,251

Maverick 72.66%	0.7633	58,056	913,773	912,289
Dimmit 12.52%	0.1114	8,473	133,361	133,144
Zavala 14.83%	0.1253	9,534	150,060	149,817
	1.0000	76,063	1,197,194	1,195,251

**COUNTY OF MAVERICK
ANNUAL BUDGET
2025 - 2026 ADOPTED (UNAUDITED / UNADJUSTED / NOT GAAP)**

	23-24 ACTUAL	24-25 BUDGETED as of 6.30.25	PRO-FORMA ENDING 9.30.25 as of 6.30.24	REQUESTED 25-26	ADOPTED 25-26
436:D.A.					
DISTRICT ATTORNEY	-	-	-	-	-
INVESTIGATOR	-	-	-	-	-
ASSISTANT D.A	-	-	-	-	-
SECRETARY	-	-	-	-	-
100-01045-436 OVERTIME	-	-	-	-	-
100-01060-436 TEMP. EXT. HELP	-	-	-	-	-
100-02051-436 LONGEVITY	-	16,223	15,270	15,908	17,084
100-02000-436 FRINGE BENEFITS	-	3,607	3,607	3,645	3,599
TOTAL PERSONNEL SERVICES		19,830	18,877	19,453	20,683
SUPPLIES:					
OFFICE SUPPLIES					
100-03120-436 OPERATION SUPPLY	-	-	-	-	-
TOTAL SUPPLIES					
OTHER SERVICES					
TRAININGS					
100-04264-436 MILEAGE	-	-	-	-	-
100-04520-436 REPAIR AND MAINTENANCE	-	-	-	-	-
TRANSPORTATION	-	-	-	-	-
100-04580-436 LEASE AGREEMENT	-	-	-	-	-
100-04810-436 DUES	-	-	-	-	-
100-04900-436 AID TO OTHER GOVERNMENT DAs ALLOCATION	455,800	495,800	495,800	495,800	540,800
100-08200-436 PROPERTY INSURANCE	-	-	-	-	-
100-04930-436 OTHER AID (BAP)	-	-	-	-	-
TOTAL OTHER SERVICES	455,800	495,800	495,800	495,800	540,800
CAPITAL OUTLAY					
100-06100-436 MACHINERY AND EQUIPMENT 5000+	-	-	-	-	-
100-06101-436 MACHINERY AND EQUIPMENT 0-4999.99	-	-	-	-	-
TOTAL CAPITAL OUTLAY					
TOTAL DEPARTMENT EXPENDITURES	455,800	515,630	514,677	515,253	661,483




**COUNTY OF MAVERICK
ANNUAL BUDGET - GENERAL FUND
2025 - 2026 ADOPTED (UNAUDITED / UNADJUSTED / NOT GAAP)**

23-24 ACTUAL	24-25 BUDGETED as of 6.30.25	PRO-FORMA ENDING 9.30.25 as of 6.30.24	REQUESTED 25-26	ADOPTED 25-26
-----------------	------------------------------------	--	--------------------	------------------

437. JUVENILE / ADULT PROBATION

OTHER SERVICES AND CHARGES:

100-04222-437 UTILITIES (TELEPHONE)	-	-	-	-
100-01045-437 OVERTIME	-	-	-	-
TRAININGS	-	-	-	-
TRAVEL	-	-	-	-
MILEAGE	-	-	-	-
100-04520-437 REPAIRS AND MAINTENANCE	-	-	-	-
100-04525-437 MAINTENANCE CONTRACTS	-	-	-	-
100-04550-437 RENTAL - ADULT/JUVENILE RENT	-	-	-	-
100-04900-437 AIDS TO OTHER GOV-JUVENILE ALLOCATION	213,431	213,431	213,431	213,431
100-04901-437 AIDS TO OTHER GOV-ADULT ALLOCATION	35,000	35,000	35,000	35,000
100-04902-437 AIDS TO OTHER GOV	-	-	-	-
100-08200-437 PROPERTY INSURANCE	-	-	-	-
100-04902-437 AIDS TO OTHER GOVERNMENTS	-	-	-	-
100-02051-437 LONGEVITY - JUVENILE PROBATION	-	47,991	47,991	44,961
LONGEVITY - ADULT PROBATION	-	-	-	14,208
100-02010-437 FRINGE BENEFITS - JUVENILE PROBATION	-	9,872	-	14,312
FRINGE BENEFITS - ADULT PROBATION	-	-	-	4,732
TOTAL OTHER SERV. AND CHARGES	248,431	306,294	296,422	310,288
TOTAL DEPARTMENT EXPENDITURES	248,431	306,294	296,422	310,288



COUNTY OF MAVERICK
ANNUAL BUDGET - GENERAL FUND
2025 - 2026 ADOPTED (UNAUDITED / UNADJUSTED / NOT GAAP)

23-24 ACTUAL	24-25 BUDGETED	PRO-FORMA ENDING 9.30.25	REQUESTED 25-26	ADOPTED 25-26
-----------------	-------------------	-----------------------------	--------------------	------------------

11 F/T EMPLOYEES

450: DISTRICT CLERK

PERSONNEL SERVICES:

100-01010-450 ELECTED OFFICIAL	63,000	63,000	63,000	65,000	63,000
100-01040-450 DEPUTIES & ASSISTANTS	289,859	301,346	300,799	312,386	303,046
100-01060-450 DIST. CLK - TEMP.EXT. HELP	-	-	-	8,000	-
100-01120-450 CLERK - PASSPORT	34,974	34,974	34,974	36,023	36,540
100-01045-450 OVERTIME	-	15	19	-	-
100-02051-450 LONGEVITY	-	5,903	5,903	5,903	7,657
100-02000-450 FRINGE BENEFITS	187,937	187,767	187,767	178,000	202,548

TOTAL PERSONNEL SERVICES 555,771 593,005 592,463 605,313 612,791

SUPPLIES:

100-03100-450 STATION	7,276	7,350	5,422	7,350	7,350
100-03110-450 POSTAGE	23,571	24,625	19,109	29,000	27,000
100-03120-450 OPERATING SUPPLIES	4,469	6,000	4,303	6,000	6,000
100-03130-450 JURY DEBIT CARDS - PAYOUT	-	-	-	-	4,000
100-03135-450 PRINT & BIND	477	550	-	550	550

TOTAL SUPPLIES 35,793 38,525 28,835 42,900 44,900

OTHER SERVICES AND CHARGES:

100-04015-450 TRAININGS	-	-	-	-	-
100-04130-450 JURY	101,148	66,257	57,053	57,928	58,000
100-04131-450 JURY REFRESHMENTS	240	500	127	500	500
100-04222-450 PHONE / INTERNET TRAVEL	2,482	3,105	3,105	3,700	3,444
100-04223-450 CELL PHONES	-	200	-	540	540
100-04264-450 MILEAGE	1,729	3,800	3,800	5,000	5,000
100-04520-450 REPAIRS AND MAINTENANCE	1,170	-	-	-	-
100-04525-450 MAINTENANCE CONTRACTS	1,622	7,875	7,875	5,000	7,875
100-04580-450 LEASE AGREEMENT	-	-	-	-	-
100-04810-450 DUES	200	250	250	250	250

TOTAL OTHER SERV. AND CHARGES 108,492 81,987 72,210 72,918 75,609

CAPITAL OUTLAY:

100-06100-450 MACHINERY AND EQUIPMENT 5000 +	-	-	-	-	-
100-06101-450 MACHINERY AND EQUIPMENT 0-4999.99	4,044	8,500	8,500	10,000	8,500

TOTAL CAPITAL OUTLAY 4,044 8,500 8,500 10,000 8,500

TOTAL DEPARTMENT EXPENDITURES 704,099 722,017 702,008 731,131 741,800


**COUNTY OF MAVERICK
ANNUAL BUDGET - GENERAL FUND
2025 - 2026 ADOPTED (UNAUDITED / UNADJUSTED / NOT GAAP)**

23-24 ACTUAL	24-25 BUDGETED	PRO-FORMA ENDING 9.30.25	REQUESTED 25-26	ADOPTED 25-26
	as of 6.30.25	as of 6.30.24		

3 F/T EMPLOYEES
1 P/T EMPLOYEE

455: JUSTICE OF THE PEACE PRCT. 1

	23-24 ACTUAL	24-25 BUDGETED	PRO-FORMA ENDING 9.30.25	REQUESTED 25-26	ADOPTED 25-26
PERSONNEL SERVICES:					
100-01010-455 ELECTED OFFICIAL OR	32,000	32,000	32,000	45,000	32,000
100-01130-455 CLERK	31,779	31,842	32,605	34,842	47,763
100-01060-455 TEMP. EXT. HLP	-	-	-	-	-
100-02060-455 CAR ALLOWANCE	6,000	6,000	600	9,000	6,000
100-02065-455 CELL PHONE ALLOWANCE	1,200	1,200	1,200	2,000	1,200
100-02051-455 LONGEVITY	-	1,920	1,920	1,920	2,100
100-02000-455 FRINGE BENEFITS	30,665	33,776	33,776	32,221	45,358
TOTAL PERSONNEL SERVICES	101,644	106,738	102,101	124,983	134,420
SUPPLIES:					
100-03100-455 STATION	-	-	-	500	-
100-03110-455 POSTAGE	531	248	248	1,200	500
100-03120-455 OPERATING SUPPLIES	2,335	1,401	1,401	1,501	1,500
100-03135-455 PRINT&BIND	-	-	-	-	-
TOTAL SUPPLIES	2,867	1,649	1,649	3,201	2,000
UTILITIES					
100-04222-455 PHONE/INTERNET	2,457	2,600	2,600	2,400	3,060
100-04261-455 TRAVEL	5,823	3,283	3,283	1,800	1,800
100-04264-455 TRAINING	-	-	-	-	-
100-04264-455 MILEAGE	198	500	248	7,000	500
100-04550-455 RENTAL	-	-	-	-	-
100-04525-455 MAINTENANCE CONTRACT	-	-	-	210	210
100-04610-455 DUES	-	-	-	-	-
TOTAL OTHER SERV. AND CHARGES	8,488	6,383	6,101	11,410	5,570
CAPITAL OUTLAY					
100-06100-455 MACHINERY AND EQUIPMENT 5000+	-	-	-	-	-
100-06101-455 MACHINERY AND EQUIPMENT 0-4999.99	-	-	-	900	-
100-06130-455 BUILDINGS	-	-	-	-	-
TOTAL CAPITAL OUTLAY	-	-	-	900	-
TOTAL DEPARTMENT EXPENDITURES	112,998	114,770	109,851	140,494	141,990



COUNTY OF MAVERICK
 ANNUAL BUDGET - GENERAL FUND
 2025 - 2026 ADOPTED (UNAUDITED / UNADJUSTED / NOT GAAP)

23-24 ACTUAL	24-25 BUDGETED as of 6.30.25	PRO-FORMA ENDING 9.30.25 as of 6.30.24	REQUESTED 25-25	ADOPTED 25-26
-----------------	------------------------------------	--	--------------------	------------------

3 F/T EMPLOYEES
 1 P/T EMPLOYEE

457:JUSTICE OF THE PEACE PRCT. 2

PERSONNEL SERVICES:

100-01010-457 ELECTED OFFICIAL	32,000	32,000	32,000	32,000	32,000
100-01060-457 TEMP. EXT. HLP	-	-	-	-	-
100-01130-457 CLKS	48,675	47,613	46,553	47,763	47,763
100-01045-457 OVERTIME	-	-	-	-	-
100-02060-457 CAR ALLOWANCE	6,000	6,000	6,000	6,000	6,000
100-02065-457 CELL PHONE ALLOWANCE	1,200	1,200	1,200	1,200	1,200
100-02051-457 LONGEVITY	-	264	264	264	408
100-02000-457 FRINGE BENEFITS	38,846	41,380	41,380	39,493	44,787

TOTAL PERSONNEL SERVICES 126,721 128,457 127,396 126,720 132,158

SUPPLIES:

100-03100-457 STATION	-	-	-	-	-
100-03110-457 POSTAGE	103	100	80	400	100
100-03120-457 OPERATING SUPPLIES	436	650	586	600	600
100-03135-457 PRINT & BINDING	-	-	-	-	-

TOTAL SUPPLIES 539 750 666 1,000 700

OTHER SERVICES AND CHARGES:

100-04200-457 UTILITY	-	-	-	-	-
100-04222-457 PHONE / INTERNET	3,604	4,233	4,233	3,600	4,233
100-04261-457 TRAVEL	4,084	-	-	-	-
100-04015-457 TRAINING	185	-	-	-	-
100-04264-457 MILEAGE	2,856	6,567	6,567	4,700	6,567
100-04520-457 REPAIR & MAINTENANCE	-	-	-	-	-
100-04550-457 RENTAL	-	-	-	-	-
100-04525-457 MAINTENANCE CONTRACT	1,249	1,600	1,600	2,500	1,600
100-04610-457 DUES	-	-	-	-	-


TOTAL OTHER SERV. AND CHARGES 11,978 12,400 12,400 10,800 12,400

CAPITAL OUTLAY

100-06100-457 MACHINERY AND EQUIPMENT 5000 +	-	-	-	-	-
100-06101-457 MACHINERY AND EQUIPMENT 0-4999.99	-	-	-	-	-

TOTAL CAPITAL OUTLAY - - - - -

TOTAL DEPARTMENT EXPENDITURES 139,239 141,607 140,464 138,520 145,258



COUNTY OF MAVERICK
ANNUAL BUDGET - GENERAL FUND
2025 - 2026 ADOPTED (UNAUDITED / UNADJUSTED / NOT GAAP)

23-24	24-25	PRO-FORMA	REQUESTED	ADOPTED
ACTUAL	BUDGETED	ENDING 9.30.25	25-26	25-28
	as of 6.30.25	as of 6.30.24		

2 F/T EMPLOYEES
1 P/T EMPLOYEE

459: JUSTICE OF THE PEACE PRCT. 3-1

	23-24	24-25	PRO-FORMA	REQUESTED	ADOPTED
	ACTUAL	BUDGETED	ENDING 9.30.25	25-26	25-28
PERSONNEL SERVICES:					
100-01010-459 ELECTED OFFICIAL	32,000	32,000	32,000	45,000	32,000
100-01060-459 TEMP. EX. HLP.	-	-	-	-	-
100-01130-459 CLERKS	31,730	39,894	32,401	34,842	47,763
100-01045-459 OVERTIME	-	-	-	-	-
100-02060-459 CAR ALLOWANCE	6,000	6,000	6,000	9,000	6,000
100-02065-459 CELL PHONE ALLOWANCE	1,200	1,200	1,200	2,000	1,200
100-02051-459 LONGEVITY	-	208	208	208	570
100-02000-459 FRINGE BENEFITS	31,398	35,342	34,745	31,884	45,064
TOTAL PERSONNEL SERVICES	102,327	114,644	106,553	122,934	132,596
SUPPLIES:					
100-03100-459 STATION	-	-	-	-	-
100-03110-459 POSTAGE	215	100	13	1,200	100
100-03120-459 OPERATING SUPPLIES	2,910	1,800	1,587	1,800	1,800
PRINTING AND BINDERY	-	-	-	-	-
TOTAL SUPPLIES	3,125	1,900	1,600	3,000	1,900
OTHER SERVICES AND CHARGES:					
100-04200-459 UTILITY	-	-	-	-	-
100-04222-459 PHONE / INTERNET	5,727	9,000	7,987	9,000	6,000
100-04223-459 CELL PHONE	-	-	-	-	600
100-04224-459 ELECTRICITY	-	2,000	1,558	2,000	2,000
100-04226-459 WATER	-	1,500	-	1,500	1,500
TRAVEL	-	-	-	-	-
TRAINING	-	-	-	-	-
100-04264-459 MILEAGE	3,883	2,946	2,946	7,000	3,200
100-04550-459 RENTAL	-	-	-	-	-
100-04525-459 MAINTENANCE CONTRACT	-	-	-	1,100	-
100-04810-459 DUES	-	100	83	100	100
TOTAL OTHER SERV. AND CHARGES	9,609	15,546	11,984	20,700	13,400
CAPITAL OUTLAY					
100-06100-459 MACHINERY AND EQUIPMENT 5000 +	-	-	-	-	-
100-06101-459 MACHINERY AND EQUIPMENT 0-4999.99	-	-	-	-	-
TOTAL CAPITAL OUTLAY	-	-	-	-	-
TOTAL DEPARTMENT EXPENDITURES	115,061	132,090	120,137	146,634	147,896


**COUNTY OF MAVERICK
ANNUAL BUDGET - GENERAL FUND
2025 - 2026 ADOPTED (UNAUDITED / UNADJUSTED / NOT GAAP)**

23-24 ACTUAL	24-25 BUDGETED as of 6.30.25	PRO-FORMA ENDING 9.30.25 as of 6.30.24	REQUESTED 25-26	ADOPTED 25-26
-----------------	------------------------------------	--	--------------------	------------------

1 F/T EMPLOYEES
1 P/T EMPLOYEE

460: JUSTICE OF THE PEACE PRCT. 3-2

	23-24 ACTUAL	24-25 BUDGETED as of 6.30.25	PRO-FORMA ENDING 9.30.25 as of 6.30.24	REQUESTED 25-26	ADOPTED 25-26
PERSONNEL SERVICES:					
100-01010-460 ELECTED OFFICIAL	32,000	32,000	32,000	45,000	32,000
100-01130-460 CLERK	31,842	31,842	31,956	34,842	31,842
100-01045-460 OVERTIME	-	-	-	-	-
100-02060-460 CAR ALLOWANCE	8,000	8,000	8,000	9,000	8,000
100-02065-460 CELL PHONE ALLOWANCE	1,200	1,200	1,200	2,000	1,200
100-02051-460 LONGEVITY	-	1,275	1,275	1,275	1,455
100-02070-460 TRAVEL ALLOWANCE	-	-	-	-	-
100-02010-460 FRINGE BENEFITS	31,761	34,266	34,266	32,490	36,809
TOTAL PERSONNEL SERVICES	104,803	108,583	108,697	124,607	111,308
SUPPLIES:					
100-03100-460 STATION	80	100	-	100	-
100-03110-460 POSTAGE	312	245	41	500	150
100-03120-460 OPERATING SUPPLIES	723	750	479	2,500	500
PRINTING AND BINDER	-	-	-	-	-
TOTAL SUPPLIES	1,115	1,095	617	3,100	650
OTHER SERVICES AND CHARGES:					
UTILITIES					
100-04222-460 PHONE / INTERNET	3,135	3,200	2,874	3,200	3,200
100-04226-460 WATER	1,117	1,303	1,234	1,100	1,100
100-04224-460 ELECTRICITY	1,876	1,797	240	2,000	2,000
TRAVEL					
TRAINING					
100-04264-460 MILEAGE	609	1,200	1,098	7,000	1,200
100-04550-460 RENTAL	-	-	-	-	-
100-04525-460 MAINTENANCE CONTRACT	-	-	-	-	-
100-04810-460 DUES	-	-	-	-	-
TOTAL OTHER SERV. AND CHARGES	6,736	7,500	5,446	13,300	7,500
CAPITAL OUTLAY					
100-08100-460 MACHINERY AND EQUIPMENT 5000 +	-	-	-	-	-
100-08101-460 MACHINERY AND EQUIPMENT 0-4999.99	-	-	-	-	-
TOTAL CAPITAL OUTLAY	-	-	-	-	-
TOTAL DEPARTMENT EXPENDITURES	112,654	117,178	114,759	141,007	119,456



**COUNTY OF MAVERICK
ANNUAL BUDGET - GENERAL FUND
2025 - 2026 ADOPTED (UNAUDITED / UNADJUSTED / NOT GAAP)**

23-24 ACTUAL	24-25 BUDGETED	PRO-FORMA ENDING 9.30.25	REQUESTED 25-26	ADOPTED 25-26
	as of 6.30.25	as of 6.30.24		

2 F/T EMPLOYEES
1 P/T EMPLOYEE

461: JUSTICE OF THE PEACE PRCT. 4

	23-24 ACTUAL	24-25 BUDGETED	PRO-FORMA ENDING 9.30.25	REQUESTED 25-26	ADOPTED 25-26
PERSONNEL SERVICES:					
100-01010-461 ELECTED OFFICIAL	32,002	32,000	32,000	45,000	32,000
100-01060-461 TEMP. EX. HLP.	-	-	-	-	-
100-01130-461 CLERKS	47,174	47,763	50,188	52,263	47,763
100-01045-461 OVERTIME	-	149	149	-	-
100-02060-461 CAR ALLOWANCE	6,000	6,000	5,873	7,000	6,000
100-02065-461 CELL PHONE ALLOWANCE	1,200	1,200	1,175	2,000	1,200
100-02051-461 LONGEVITY	-	748	748	748	976
100-02000-461 FRINGE BENEFITS	38,702	41,808	41,808	39,588	45,016
TOTAL PERSONNEL SERVICES	125,079	129,668	131,939	146,599	132,954
SUPPLIES:					
100-03100-461 STATION	-	700	-	1,200	700
100-03110-461 POSTAGE	9	200	168	700	200
100-03120-461 OPERATING SUPPLIES	484	700	700	1,200	700
PRINTING AND BINDERY	-	-	-	-	-
TOTAL SUPPLIES	503	1,600	866	3,100	1,600
OTHER SERVICES AND CHARGES:					
100-04200-461 UTILITIES	-	701	-	1,250	-
100-04222-461 PHONE /INTERNET	2,235	2,749	2,749	2,200	3,192
100-04224-461 ELECTRICITY	1,944	2,500	1,719	2,500	1,920
100-04226-461 WATER	1,449	1,500	284	7,000	1,512
TRAVEL	-	-	-	-	-
TRAINING	-	-	-	-	-
100-04264-461 MILEAGE	4,307	5,800	5,800	7,000	5,800
100-04550-461 RENTAL	-	-	-	-	-
100-04525-461 MAINTENANCE CONTRACT	-	-	-	-	-
100-04810-461 DUES	-	-	-	-	-
TOTAL OTHER SERV. AND CHARGES	9,936	13,250	11,532	19,950	12,424
CAPITAL OUTLAY					
100-06100-461 MACHINERY AND EQUIPMENT 5000 +	-	-	-	-	-
100-06101-461 MACHINERY AND EQUIPMENT 0-4999.99	-	-	-	-	-
OTHER	-	-	-	-	1,250
TOTAL CAPITAL OUTLAY	-	-	-	-	1,250
TOTAL DEPARTMENT EXPENDITURES	135,518	144,518	144,338	169,649	148,228

COUNTY OF MAVERICK
 ANNUAL BUDGET - GENERAL FUND
 2025 - 2026 ADOPTED (UNAUDITED / UNADJUSTED / NOT GAAP)

23-24 ACTUAL	24-25 BUDGETED as of 8.30.25	PRO-FORMA ENDING 9.30.25 as of 8.30.24	REQUESTED 25-26	ADOPTED 25-26
-----------------	------------------------------------	--	--------------------	------------------

2 F/T EMPLOYEE
 2 P/T EMPLOYEES

482-CONSTABLE- Prct 1

PERSONNEL SERVICES:

100-01010-462 ELECTED OFFICIAL	45,000	23,000	23,000	23,000	23,000
100-01040-462 DEPUTY	61,454	34,974	21,967	52,461	34,974
100-01043-462 PART TIME		34,974	29,354	-	34,974
100-01045-462 OVERTIME	197		-	17,487	
100-02060-462 CAR ALLOWANCE	3,600	3,600	3,524	3,600	3,600
100-02065-462 CELL PHONE ALLOWANCE	1,200	1,200	1,175	1,200	1,200
100-02061-462 LONGEVITY		8	8	-	48
100-02000-462 FRINGE BENEFITS	51,332	42,857	36,061	41,079	44,371
TOTAL PERSONNEL SERVICES	162,783	140,613	115,087	138,827	142,167

SUPPLIES:

100-03100-462 STATION					
100-03110-462 POSTAGE	1				
K-9 OP. SUPPLIES					3,000
100-03120-462 OPERATING SUPPLIES	5,592	1,200	1,200	10,000	1,000
TOTAL SUPPLIES	5,593	1,200	1,200	10,000	4,000

OTHER SERVICES AND CHARGES:

100-04020-462 UNIFORMS	211	1,450	1,285	2,500	1,650
100-04200-462 UTILITIES (TELEPHONE)					
TRAINING					
TRAVEL					
100-04264-462 MILEAGE	2,986	4,629	4,626	3,000	3,000
100-04222-462 PHONE/INTERNET		6,000	4,020	5,000	4,044
100-04224-462 ELECTRICITY	3,137	3,000	1,432	3,000	3,000
100-04228-462 WATER	1,267	2,400	1,929	2,400	2,400
100-04410-462 VEHICLE REPAIR	5,323	8,200	7,343	10,000	8,200
100-04420-462 VEHICLE FUEL & OIL	5,767	9,800	6,900	15,000	6,900
100-04430-462 COMMUNICATION / RADIOS					
100-04520-462 REPAIRS AND MAINTENANCE BLDG		250	49	1,000	250
100-04625-462 MAINTENANCE CONTRACTS					
100-04580-462 LEASE AGREEMENT					
100-04810-462 DUES	70	100	93	100	100
100-08200-462 PROPERTY INSURANCE					
TOTAL OTHER SERV. AND CHARGES	19,766	35,829	27,679	43,000	29,544

CAPITAL OUTLAY

100-06100-462 MACHINERY AND EQUIPMENT 5000 +	-	-	-	-	-
100-06101-462 MACHINERY AND EQUIPMENT 0-4999.99	-	-	-	-	-
100-06250-462 INTEREST	-	-	-	-	-
TOTAL CAPITAL OUTLAY	-	-	-	-	-
TOTAL DEPARTMENT EXPENDITURES	188,142	177,642	143,967	191,827	175,711

COUNTY OF MAVERICK
ANNUAL BUDGET - GENERAL FUND
2025 - 2026 ADOPTED (UNAUDITED / UNADJUSTED / NOT GAAP)

23-24 ACTUAL	24-25 BUDGETED	PRO-FORMA ENDING 9.30.25 as of 6.30.25	REQUESTED 25-26	ADOPTED 25-26
-----------------	-------------------	--	--------------------	------------------

3 F/T EMPLOYEE

463: CONSTABLE- Prct 2

	23-24 ACTUAL	24-25 BUDGETED	PRO-FORMA ENDING 9.30.25 as of 6.30.25	REQUESTED 25-26	ADOPTED 25-26
PERSONNEL SERVICES:					
100-01010-463 ELECTED OFFICIALS	45,002	23,000	23,000	23,000	23,000
100-01040-463 DEPUTY	47,123	63,684	60,798	63,684	63,684
100-01043-463 PART TIME	-	-	-	-	-
100-01045-463 OVERTIME	1,383	-	-	-	-
100-02060-463 CAR ALLOWANCE	3,600	3,600	3,524	3,600	3,600
100-02065-463 CELL PHONE ALLOWANCE	1,200	1,200	1,175	1,200	1,200
100-02051-463 LONGEVITY	-	112	112	112	216
100-02055-463 FRINGE BENEFITS	39,949	50,716	47,488	48,053	53,783
TOTAL PERSONNEL SERVICES	138,256	142,312	136,086	139,649	145,483
SUPPLIES:					
100-03100-463 STATION	-	200	-	200	200
100-03110-463 POSTAGE	-	50	-	50	50
K-9 OP SUPPLIES	-	-	-	-	3,000
100-03120-463 OPERATING SUPPLIES	2,607	5,180	2,895	5,250	5,250
TOTAL SUPPLIES	2,607	5,430	2,895	5,500	8,500
OTHER SERVICES AND CHARGES:					
100-04020-463 UNIFORMS	2,568	2,000	2,000	2,000	2,000
100-04200-463 UTILITIES (TELEPHONE)	-	-	-	-	-
TRAINING	-	-	-	-	-
TRAVEL	-	-	-	-	-
100-04284-463 MILEAGE	2,960	1,700	-	2,700	1,700
100-04410-463 VEHICLE REPAIR	8,008	8,600	6,990	15,000	8,600
100-04420-463 VEHICLE FUEL & OIL	10,807	13,000	8,876	15,000	12,000
100-04430-463 COMMUNICATION	-	-	-	-	-
100-04520-463 REPAIRS AND MAINTENANCE BLDG	-	-	-	-	-
100-04525-463 MAINTENANCE CONTRACTS	-	-	-	-	-
100-04810-463 DUES	-	70	70	-	-
100-08200-463 PROPERTY INSURANCE	-	-	-	-	-
TOTAL OTHER SERV. AND CHARGES	24,343	25,370	17,346	34,700	24,300
CAPITAL OUTLAY					
100-06100-463 MACHINERY AND EQUIPMENT 5000 +	-	-	-	-	-
100-06101-463 MACHINERY AND EQUIPMENT 0-4999.99	-	-	-	-	-
TOTAL CAPITAL OUTLAY	-	-	-	-	-
TOTAL DEPARTMENT EXPENDITURES	165,206	173,112	156,337	179,849	178,283

COUNTY OF MAVERICK
 ANNUAL BUDGET - GENERAL FUND
 2025 - 2026 ADOPTED (UNAUDITED / UNADJUSTED / NOT GAAP)

23-24 ACTUAL	24-25 BUDGETED	PRO-FORMA ENDING 9.30.25	REQUESTED 25-26	ADOPTED 25-26
	as of 6.30.25	as of 6.30.24		

4 F/T EMPLOYEES

464: CONSTABLE- Prc 3-1

PERSONNEL SERVICES:

100-01010-464 ELECTED OFFICIALS	45,000	26,000	25,926	26,000	26,000
100-01040-464 DEPUTY	91,692	95,526	95,526	95,526	95,526
100-01045-464 OVERTIME	194	3	3	-	-
100-02060-464 CAR ALLOWANCE	3,600	3,600	3,600	3,600	3,600
100-02055-464 DOOR HANGER OP	-	-	-	-	-
100-02065-464 CELL PHONE ALLOWANCE	1,200	1,200	1,200	1,200	1,200
100-02051-464 LONGEVITY	-	352	352	352	256
100-02000-464 FRINGE BENEFITS	63,875	68,681	68,681	65,130	72,654
TOTAL PERSONNEL SERVICES	205,561	195,362	195,288	191,808	199,236

SUPPLIES:

100-03100-464 STATION	-	50	-	50	50
100-03110-464 POSTAGE	-	-	-	-	-
100-03120-464 OPERATING SUPPLIES	484	500	-	500	500
TOTAL SUPPLIES	484	550	550	550	550

OTHER SERVICES AND CHARGES:

100-04020-464 UNIFORMS	332	1,500	1,500	1,500	1,500
100-04120-464 PROFESSIONAL SERVICES	-	-	-	-	-
100-04200-464 UTILITIES (TELEPHONE)	-	-	-	-	-
100-04261-464 TRAINING	-	-	-	-	-
100-04261-464 TRAVEL	1,006	1,000	-	1,000	1,000
100-04264-464 MILEAGE	840	800	-	800	800
100-04410-464 VEHICLE REPAIR	5,083	2,000	1,454	2,000	2,000
100-04420-464 VEHICLE FUEL & OIL	5,770	16,000	6,819	16,000	5,900
100-04430-464 COMMUNICATIONS	-	-	-	-	-
100-04520-464 REPAIRS & MAINTENANCE BLDG.	-	-	-	-	-
100-04525-464 MAINTENANCE CONTRACTS	-	-	-	-	-
100-04580-464 LEASE PAYMENTS	-	-	-	-	-
100-08200-464 PROPERTY INSURANCE	-	-	-	-	-
100-04810-464 DUES	-	-	-	-	-
TOTAL OTHER SERV. AND CHARGES	13,031	21,300	8,773	21,300	11,200

CAPITAL OUTLAY

100-06100-464 MACHINERY AND EQUIPMENT 5000 +	-	-	-	-	-
100-06101-464 MACHINERY AND EQUIPMENT 0-4999.99	-	-	-	-	-
100-08250-464 INTEREST	-	-	-	-	-
TOTAL CAPITAL OUTLAY	-	-	-	-	-
TOTAL DEPARTMENT EXPENDITURES	219,076	217,212	204,061	213,658	210,986


**COUNTY OF MAVERICK
ANNUAL BUDGET - GENERAL FUND
2025 - 2026 ADOPTED (UNAUDITED / UNADJUSTED / NOT GAAP)**

23-24 ACTUAL	24-25 BUDGETED as of 6.30.25	PRO-FORMA ENDING 9.30.25 as of 6.30.24	REQUESTED 25-26	ADOPTED 25-26
-----------------	------------------------------------	--	--------------------	------------------

2 FT EMPLOYEE

465:CONSTABLE-Prct 3-2

	23-24 ACTUAL	24-25 BUDGETED as of 6.30.25	PRO-FORMA ENDING 9.30.25 as of 6.30.24	REQUESTED 25-26	ADOPTED 25-26
PERSONNEL SERVICES:					
100-01010-465 ELECTED OFFICIALS	45,001	23,000	23,000	23,000	23,000
100-01040-465 DEPUTY	32,071	31,842	27,884	31,842	31,842
100-01045-465 OVERTIME	-	-	-	-	-
100-02060-465 CAR ALLOWANCE	-	-	-	-	-
100-02065-465 CELL PHONE ALLOWANCE	1,200	1,200	1,200	1,200	1,200
100-02051-465 LONGEVITY	-	128	128	128	-
100-02000-465 FRINGE BENEFITS	33,959	28,504	28,504	30,896	34,743
TOTAL PERSONNEL SERVICES	112,231	84,674	80,716	87,066	90,785
SUPPLIES:					
100-03100-465 STATIONARY	-	178	178	1,200	200
100-03110-465 POSTAGE	-	-	-	-	-
100-03120-465 OPERATING SUPPLIES	-	-	-	2,000	-
TOTAL SUPPLIES	-	178	178	3,200	200
OTHER SERVICES AND CHARGES:					
100-04020-465 UNIFORMS	-	563	750	2,500	563
100-04120-465 PROFESSIONAL SERVICES	-	-	-	-	-
100-04222-465 PHONE/INTERNET	-	-	-	-	-
100-04223-465 CELL PHONES	-	-	-	-	-
100-04224-465 ELECTRICITY	-	-	-	-	-
100-04200-465 UTILITIES (TELEPHONE)	-	-	-	-	-
TRAVEL	-	-	-	-	-
TRAINING	-	-	-	-	-
100-04264-465 MILEAGE	976	4,215	4,215	5,000	4,215
100-04410-465 VEHICLE REPAIR	164	656	181	7,500	500
100-04420-465 VEHICLE FUEL & OIL	1,196	4,706	3,687	13,000	4,740
100-04430-465 COMMUNICATIONS	-	-	-	-	-
100-04520-465 REPAIRS & MAINTENANCE BLDG	-	-	-	-	-
100-04525-465 MAINTENANCE CONTRACTS	-	-	-	-	-
100-04580-465 LEASE PAYMENTS	-	-	-	-	-
100-04810-465 DUES	-	-	-	-	-
100-08200-465 PROPERTY INSURANCE	-	-	-	-	-
TOTAL OTHER SERV. AND CHARGES	5,336	10,139	8,832	28,000	10,017
CAPITAL OUTLAY					
100-06100-465 MACHINERY AND EQUIPMENT 5000 +	-	-	-	18,000	-
100-06101-465 MACHINERY AND EQUIPMENT 0-4999.99	-	-	-	-	-
100-08250-465 INTEREST	-	-	-	-	-
TOTAL CAPITAL OUTLAY	-	-	-	18,000	-
TOTAL DEPARTMENT EXPENDITURES	117,567	94,990	89,726	136,266	101,002




COUNTY OF MAVERICK
ANNUAL BUDGET - GENERAL FUND
2025 - 2026 ADOPTED (UNAUDITED / UNADJUSTED / NOT GAAP)

23-24 ACTUAL	24-25 BUDGETED	PRO-FORMA ENDING 9.30.25	REQUESTED 25-26	ADOPTED 25-26
	as of 6.30.25	as of 6.30.24		

4 F/T EMPLOYEE

466:CONSTABLE-Prct 4

	23-24 ACTUAL	24-25 BUDGETED	PRO-FORMA ENDING 9.30.25	REQUESTED 25-26	ADOPTED 25-26
PERSONNEL SERVICES:					
100-01010-466 ELECTED OFFICIALS	45,000	23,000	23,000	23,000	23,000
100-01040-466 DEPUTY	62,029	95,526	95,526	95,526	95,526
100-01043-466 PART-TIME	11,743	-	-	-	-
100-01045-466 OVERTIME	168	734	734	-	-
100-02060-466 CAR ALLOWANCE	3,600	3,600	3,600	3,600	3,600
100-02065-466 CELL PHONE ALLOWANCE	1,200	1,200	1,200	1,200	1,200
100-02051-466 LONGEVITY	-	681	981	1,069	368
100-02000-466 FRINGE BENEFITS	52,763	68,150	65,568	64,599	72,023
TOTAL PERSONNEL SERVICES	176,502	193,191	190,609	188,994	195,717
SUPPLIES:					
100-03100-466 STATION	-	-	-	-	-
100-02055-466 OPERATIONS	-	-	-	-	-
100-03110-466 POSTAGE	-	-	-	-	-
100-03120-466 OPERATING SUPPLIES	452	689	689	500	500
TOTAL SUPPLIES	452	689	689	500	500
OTHER SERVICES AND CHARGES:					
100-04020-466 UNIFORMS	648	1,051	1,051	1,400	1,051
100-04120-466 PROFESSIONAL SERVICES	-	-	-	-	-
100-04200-466 UTILITIES (TELEPHONE)	-	-	-	-	-
TRAVEL	-	-	-	-	-
TRAINING	-	-	-	-	-
100-04264-466 MILEAGE	2,327	5,593	5,593	2,327	5,593
100-04410-466 VEHICLE REPAIR	8,908	9,256	5,587	9,000	9,000
100-04420-466 VEHICLE FUEL & OIL	2,441	10,000	6,814	10,000	15,000
100-04430-466 COMMUNICATIONS	-	-	-	-	-
100-04520-466 REPAIRS & MAINTENANCE BLDG	-	-	-	750	750
100-04525-466 MAINTENANCE CONTRACTS	-	-	-	-	-
100-04680-466 LSE AGREE.	-	-	-	-	-
100-04810-466 DUES	-	-	-	-	-
100-08200-466 PROPERTY INSURANCE	-	-	-	-	-
TOTAL OTHER SERV. AND CHARGES	14,324	25,900	19,045	23,477	31,394
CAPITAL OUTLAY					
100-06000-466 CAPITAL OUTLAY	-	-	-	-	-
100-06100-466 MACHINERY AND EQUIPMENT 5000 +	-	-	-	-	-
100-06101-466 MACHINERY AND EQUIPMENT 0-4999.99	1,020	2,160	2,160	2,160	2,160
TOTAL CAPITAL OUTLAY	1,020	2,160	2,160	2,160	2,160
TOTAL DEPARTMENT EXPENDITURES	192,298	221,941	212,503	215,131	229,771



**COUNTY OF MAVERICK
ANNUAL BUDGET - GENERAL FUND
2025 - 2026 ADOPTED (UNAUDITED / UNADJUSTED / NOT GAAP)**

23-24 ACTUAL	24-25 BUDGETED	PRO-FORMA ENDING 9.30.25 as of 6.30.24	REQUESTED 25-26	ADOPTED 25-26
-----------------	-------------------	--	--------------------	------------------

6 FBT EMPLOYEES

475:COUNTY ATTORNEY

PERSONNEL SERVICES:

100-01010-475 ELECTED OFFICIAL	46,667	93,334	93,334	100,000	93,334
100-01011-475 ELECTED OFFICIAL - JUVENILE BOARD	-	-	-	-	-
100-01015-475 ADD.ST. SUPPL.	23,754	25,666	25,406	25,666	25,666
100-01240-475 PARALEGAL	50,584	43,678	43,882	51,000	43,678
100-01040-475 DEPUTIES & ASSISTANTS	47,056	16,842	16,842	125,000	63,684
100-01043-475 DEPUTIES PART TIME	-	-	-	-	-
100-01050-475 INVESTIGATOR	44,970	44,978	44,978	45,000	44,978
100-01110-475 ASSISTANTS	34,398	34,400	34,400	55,400	34,400
100-01111-475 ASSISTANT COUNTY ATTORNEY	-	-	-	-	-
100-01045-475 OVERTIME	-	-	-	-	-
100-02051-475 LONGEVITY	-	1,905	1,905	1,905	2,281
100-02000-475 FRINGE BENEFITS	86,248	95,404	93,150	91,832	127,640
TOTAL PERSONNEL SERVICES	333,677	356,207	353,897	495,803	435,661

SUPPLIES:

100-03100-475 STATION	-	-	-	-	-
100-03110-475 POSTAGE	338	500	-	500	500
100-03120-475 OPERATING SUPPLIES	31,780	6,538	7,500	31,660	7,500
TOTAL SUPPLIES	32,128	7,038	7,500	32,160	8,000

OTHER SERVICES AND CHARGES:

100-04222-475 PHONE	5,764	5,800	5,800	5,800	6,312
100-04224-475 ELECTRICITY	7,497	8,753	8,753	5,285	9,768
100-04228-475 WATER	1,175	2,240	1,312	2,840	1,416
100-04261-475 TRAINING	-	-	-	-	-
100-04261-475 TRAVEL(CONF, WORKSHOPS, ETC)	9,500	-	-	10,000	1,500
100-04264-475 MILEAGE	-	-	-	2,000	-
100-04420-475 FUEL	3,483	4,860	4,222	10,000	6,200
100-04410-475 VEH REPAIR	1,106	161	161	1,000	750
100-04520-475 REPAIRS & MAINTENANCE	-	-	-	200	200
100-04550-475 RENTALS	-	-	-	-	-
100-04810-475 DUES	810	1,120	1,420	2,000	1,120
100-08200-475 PROPERTY INSURANCE	-	-	-	-	-
100-04120-475 PROFESSIONAL FEES	14,508	5,590	5,590	6,000	6,000
TOTAL OTHER SERV. AND CHARGES	43,841	28,524	26,958	45,125	33,266

CAPITAL OUTLAY

100-06131-475 IMPROVEMENTS	-	13,000	13,000	5,000	-
100-06130-475 BUILDING	-	-	-	5,000	-
100-06100-475 MACHINERY AND EQUIPMENT 5000 +	34,887	-	-	15,000	-
100-06101-475 MACHINERY AND EQUIPMENT 0-4999.99	5,189	7,429	7,429	4,500	-
TOTAL CAPITAL OUTLAY	40,076	20,429	20,429	29,500	-
TOTAL DEPARTMENT EXPENDITURES	449,723	412,198	408,784	602,588	476,927

COUNTY OF MAVERICK
 ANNUAL BUDGET - GENERAL FUND
 2025 - 2026 ADOPTED (UNAUDITED / UNADJUSTED / NOT GAAP)

23-24 ACTUAL	24-25 BUDGETED	PRO-FORMA ENDING 9.30.25	REQUESTED 25-26	ADOPTED 25-26
-----------------	-------------------	-----------------------------	--------------------	------------------

8 FT EMPLOYEES

495:COUNTY AUDITOR

PERSONNEL SERVICES:

100-01040-495 APPOINTED ASSISTANT AUDITORS	419,856	460,594	420,777	440,141	463,939
100-01060-495 TEMPORARY HELP	-	-	-	-	-
100-01070-495 APPOINTED OFFICIAL	93,000	62,841	48,080	95,325	91,800
100-01045-495 OVERTIME	-	-	-	-	-
100-02085-495 CELL ALLOWANCE	1,200	1,200	1,200	1,200	1,200
100-02051-495 LONGEVITY	-	9,046	8,891	8,846	10,107
100-02000-495 FRINGE BENEFITS	171,133	178,936	167,584	178,963	198,929
TOTAL PERSONNEL SERVICES	685,189	712,617	646,532	724,475	765,975

SUPPLIES:

100-03100-495 STATION	924	1,000	-	1,000	1,000
100-03110-495 POSTAGE	186	1,000	2,500	1,000	2,500
100-03120-495 OPERATING	13,809	10,000	8,215	10,000	10,000
TOTAL SUPPLIES	14,919	12,000	10,715	12,000	13,500

OTHER SERVICES AND CHARGES:

100-04015-495 TRAINING	1,625	8,000	288	10,000	8,000
100-04222-495 PHONE / INTERNET	8,513	10,500	5,532	10,500	8,532
100-04223-495 CELL PHONES	-	-	-	-	540
100-04224-495 ELECTRICITY	-	3,240	2,346	3,240	3,240
100-04226-495 WATER	-	600	526	600	600
TRAVEL					
100-04284-495 MILEAGE	57	680	-	1,500	1,500
100-04420-495 VEH FUEL & OIL	1,034	840	610	840	840
100-04261-495 TRAVEL	5,031	6,000	1,952	8,000	6,000
100-04120-495 PROF. SERV	5,118	11,727	-	15,000	7,000
100-04520-495 REPAIR & MAINTENANCE BLDG	2,840	3,600	709	5,000	3,600
100-04525-495 MAINTENANCE CONTRACT	-	-	-	-	-
100-04550-495 RENTAL	-	-	-	-	-
100-04810-495 DUES	390	1,300	687	1,300	1,300
TOTAL OTHER SERV. AND CHARGES	24,608	46,467	16,629	55,980	41,152

CAPITAL OUTLAY

100-06100-495 MACHINERY AND EQUIPMENT 5000 +	6,280	3,000	-	10,000	10,000
100-06101-495 MACHINERY AND EQUIPMENT 0-4999.99	6,387	2,000	756	4,000	4,000
TOTAL CAPITAL OUTLAY	12,667	5,000	756	14,000	14,000

TOTAL DEPARTMENT EXPENDITURES	737,383	776,084	674,632	806,455	834,627
--------------------------------------	----------------	----------------	----------------	----------------	----------------

**** Reimbursement from Landfill for One Accountant total \$88,792 (Salary 62,845 and Fringe Benefits 23,398)

**COUNTY OF MAVERICK
ANNUAL BUDGET - GENERAL FUND
2025 - 2026 ADOPTED (UNAUDITED / UNADJUSTED / NOT GAAP)**

23-24 ACTUAL	24-25 BUDGETED	PRO-FORMA ENDING 9.30.25	REQUESTED 25-26	ADOPTED 25-26
	as of 6.30.25	as of 6.30.24		

8 FT EMPLOYEES

497:COUNTY TREASURER

PERSONNEL SERVICES:

100-01010-497 ELECTED OFFICIAL	56,000	56,000	56,000	56,000	56,000
100-01110-497 ASSISTANCE	257,880	263,489	263,489	275,000	228,254
100-01045-497 OVERTIME	2,502	2,761	2,761	2,761	-
100-02051-497 LONGEVITY	-	10,865	10,865	13,000	10,874
100-02000-497 FRINGE BENEFITS	125,695	142,784	142,784	148,900	146,687
TOTAL PERSONNEL SERVICES	442,077	475,899	475,899	495,651	441,815

SUPPLIES:


100-03100-497 STATION	-	-	-	-	-
100-03110-497 POSTAGE	2,347	2,500	1,619	2,700	1,500
100-03120-497 OPERATING SUPPLIES	14,439	6,439	6,439	12,500	12,000
TOTAL SUPPLIES	16,786	8,939	8,058	15,200	13,500

OTHER SERVICES AND CHARGES:

100-04015-497 TRAININGS	-	75	75	-	100
100-04222-497 PHONE	3,390	5,200	3,627	5,200	3,500
100-04225-497 WATER	-	600	528	600	540
100-04224-497 ELECTRICITY	-	3,240	2,553	3,300	2,800
TRAVEL	-	-	-	-	-
100-04264-497 MILEAGE	1,487	2,039	2,039	4,000	3,500
100-04525-497 MAINTENANCE CONTRACT	-	8,800	7,532	12,000	7,500
100-04550-497 RENTALS	-	-	-	-	-
100-04610-497 DUES	175	450	233	500	250
TOTAL OTHER SERV. AND CHARGES	5,053	20,404	16,585	25,600	18,190

CAPITAL OUTLAY

100-06100-497 MACHINERY AND EQUIPMENT 5000 +	-	-	-	11,000	-
100-06101-497 MACHINERY AND EQUIPMENT 0-4999.99	822	-	-	-	-
TOTAL CAPITAL OUTLAY	822	-	-	11,000	-
TOTAL DEPARTMENT EXPENDITURES	464,739	505,243	500,542	547,451	473,505




COUNTY OF MAVERICK
 ANNUAL BUDGET - GENERAL FUND
 2025 - 2026 ADOPTED (UNAUDITED / UNADJUSTED / NOT GAAP)

23-24	24-25	PRO-FORMA	REQUESTED	ADOPTED
ACTUAL	BUDGETED	ENDING 9.30.25	25-26	25-26

10 FT EMPLOYEES

499-TAX ASSESSOR COLLECTOR

	23-24	24-25	PRO-FORMA	REQUESTED	ADOPTED
	ACTUAL	BUDGETED	ENDING 9.30.25	25-26	25-26
<u>PERSONNEL SERVICES:</u>					
100-01010-499 ELECTED OFFICIAL	56,000	56,000	56,000	60,000	56,000
100-01040-499 DEPUTIES	263,963	260,451	255,920	281,874	265,051
100-01061-499 ACCOUNTANT	46,892	50,712	50,321	55,000	51,991
100-01060-499 TEMPORARY HELP	-	-	-	7,800	-
100-01043-499 PART TIME	-	-	-	-	-
100-01045-499 OVERTIME	-	-	-	-	-
100-02051-499 LONGEVITY	-	3,822	3,822	3,822	4,936
100-02000-499 FRINGE BENEFITS	160,648	169,503	169,503	163,830	185,101
TOTAL PERSONNEL SERVICES	527,503	540,488	535,566	572,326	563,079
<u>SUPPLIES:</u>					
100-03100-499 STATION	-	-	-	-	-
100-03110-499 POSTAGE	15,303	12,575	8,506	20,000	8,500
100-03120-499 OPERATING SUPPLIES	8,308	16,916	15,500	20,000	15,500
100-03135-499 PRINTING & BINDERY	-	2,000	-	2,000	500
TOTAL SUPPLIES	23,612	31,491	24,006	42,000	24,500
<u>OTHER SERVICES AND CHARGES:</u>					
<u>TRAINING</u>					
100-04222-499 PHONE	31,066	33,000	31,056	33,000	31,500
100-04224-499 ELECTRICITY	12,933	21,600	14,083	21,600	14,050
100-04226-499 WATER	1,792	5,158	2,895	5,158	2,800
100-04261-499 TRAVEL(CONF,WORKSHOPS,ETC)	-	9,534	9,534	9,534	9,500
100-04264-499 MILEAGE	494	3,547	890	5,000	1,000
<u>PROFESSIONAL SERVICES</u>					
100-04625-499 MAINTENANCE CONTRACTS	2,789	4,300	1,459	5,000	1,500
100-04550-499 RENTAL	-	-	-	-	-
100-04580-499 LEASE AGREEMENT	48,134	55,744	52,947	66,000	53,000
<u>REFUNDS - PROPERTY TAXES</u>					
100-04810-499 DUES	150	500	200	500	500
TOTAL OTHER SERV. AND CHARGES	97,338	133,383	113,143	145,792	113,850
<u>CAPITAL OUTLAY</u>					
100-06100-499 MACHINERY & EQUIPMENT 5000+	-	-	-	-	-
100-06101-499 MACHINERY & EQUIPMENT 0-4999.99	1,020	-	-	-	-
TOTAL CAPITAL OUTLAY	1,020	-	-	-	-
TOTAL DEPARTMENT EXPENDITURES	649,473	705,362	672,715	760,117	701,429



**COUNTY OF MAVERICK
ANNUAL BUDGET - GENERAL FUND
2025 - 2026 ADOPTED (UNAUDITED / UNADJUSTED / NOT GAAP)**

23-24 ACTUAL	24-25 BUDGETED	PRO-FORMA ENDING 3.30.25	REQUESTED 25-26	ADOPTED 25-26
	as of 6.30.25	as of 6.30.24		

3 FTE EMPLOYEES

501: INFORMATION & TECHNOLOGY DEPARTMENT

	23-24 ACTUAL	24-25 BUDGETED	PRO-FORMA ENDING 3.30.25	REQUESTED 25-26	ADOPTED 25-26
PERSONNEL SERVICES:					
100-01040-501 DEPUTIES	102,134	124,371	122,260	130,794	138,770
100-01043-501 PART TIME	-	-	-	-	-
100-01130-501 CLERKS	-	-	-	-	-
100-01045-501 OVERTIME	118	-	-	-	-
100-02051-501 LONGEVITY	-	2,282	2,282	2,282	2,646
100-02000-501 FRINGE BENEFITS	37,339	53,059	50,694	52,999	60,914
TOTAL PERSONNEL SERVICES	139,592	179,712	175,236	186,075	202,331
SUPPLIES:					
100-03100-501 STATION	-	-	-	600	600
100-03110-501 POSTAGE	-	-	-	300	300
100-03120-501 OPERATING SUPPLIES	39,342	12,000	12,000	68,000	12,000
100-03135-501 PRINTING & BINDERY	-	-	-	-	-
TOTAL SUPPLIES	39,342	12,000	12,000	68,900	12,900
OTHER SERVICES AND CHARGES:					
TRAINING					
100-04200-501 UTILITIES (TELEPHONE)	-	-	-	-	-
100-04223-501 CEL PHONES	1,060	1,200	1,178	1,500	1,500
100-04224-501 ELECTRICITY	-	3,240	2,553	3,240	3,240
100-04226-501 WATER	-	600	526	600	600
100-04410-501 VEHICLE REPAIR	-	-	-	-	7,200
100-04264-501 MILEAGE	214	475	161	1,400	1,400
100-04261-501 TRAVEL	1,269	2,345	-	1,400	1,400
CONFERENCES, WORKSHOP & FEES					
100-04590-501 SOFTWARE MAINT AGREEMENT	181,155	258,641	25,641	335,000	335,000
100-04610-501 DUES	-	-	-	-	-
TOTAL OTHER SERV. AND CHARGES	183,698	266,500	30,059	343,140	350,340
CAPITAL OUTLAY					
100-06100-501 MACHINERY & EQUIPMENT 5000+	41,894	-	-	-	-
100-06101-501 MACHINERY & EQUIPMENT 0-4999.99	1,466	2,500	1,350	3,500	-
TOTAL CAPITAL OUTLAY	43,160	2,500	1,350	3,500	-
TOTAL DEPARTMENT EXPENDITURES	405,791	460,712	218,646	601,615	565,571

COUNTY OF MAVERICK
ANNUAL BUDGET - GENERAL FUND
2025 - 2026 ADOPTED (UNAUDITED / UNADJUSTED / NOT GAAP)

23-24 ACTUAL	24-25 BUDGETED as of 6.30.25	PRO-FORMA ENDING 9.30.25 as of 6.30.24	REQUESTED 25-26	ADOPTED 25-26
-----------------	------------------------------------	--	--------------------	------------------

2 F/T EMPLOYEES

505:VOTER ADMINISTRATION

PERSONNEL SERVICES:

100-01070-505 APPOINTED OFFICIAL	40,163	40,162	40,162	40,162	40,162
100-01045-505 OVERTIME (ELECTIONS)	34,396	35,149	35,149	30,000	30,000
100-01049-505 ELECTIONS (PAYROLL)	105,451	92,680	92,680	90,000	90,000
100-01130-505 CLKS	72,061	39,737	39,757	39,672	39,672
100-01043-505 PART TIME	-	-	-	-	-
100-02051-505 LONGEVITY	-	2,423	2,423	2,423	3,000
100-02000-505 FRINGE BENEFITS	60,440	52,811	52,811	47,342	51,474
TOTAL PERSONNEL SERVICES	312,510	262,961	262,982	249,599	254,308

SUPPLIES:

100-03100-505 STATION	-	-	-	-	-
100-03110-505 POSTAGE	3,162	3,600	3,600	4,400	10,000
100-03120-505 OPERATING SUPPLIES	1,140	1,600	1,373	1,600	1,400
100-03135-505 PRINTING & BINDERY	-	173	-	1,000	200
TOTAL SUPPLIES	4,302	5,373	4,973	7,000	11,600

OTHER SERVICES AND CHARGES

TRAINING					
100-04135-505 ELECTION EXPENSE	33,085	30,414	30,414	42,000	32,000
100-04200-505 UTILITY	-	-	-	-	-
100-04222-505 PHONE / INTERNET	1,816	2,527	2,527	1,900	2,616
100-04261-505 TRAVEL(CONF,WORKSHOPS,ETC)	-	3,150	3,342	1,150	1,400
100-04520-505 REPAIRS & MAINT	-	-	-	-	-
100-04264-505 MILEAGE	-	1,500	1,654	1,500	1,500
100-04525-505 MAINT. CONTRACTS	-	35	-	235	235
100-04550-505 RENTAL	-	-	-	-	-
100-04551-505 CHAPTER 19 EXPENDITURES	-	-	-	-	-
100-04810-505 DUES	-	-	-	-	-
100-04970-505 REIMBURSEMENT	-	-	-	-	-
TOTAL OTHER SERV. AND CHARGES	34,901	37,626	35,937	46,785	37,751

CAPITAL OUTLAY

100-06100-505 MACHINERY & EQUIPMENT 5000+	-	-	-	-	-
100-06101-505 MACHINERY & EQUIPMENT 0-4999.99	-	217	-	1,017	-
TOTAL CAPITAL OUTLAY	-	217	-	1,017	-
TOTAL DEPARTMENT EXPENDITURES	351,714	306,177	303,893	304,401	303,659

COUNTY OF MAVERICK
 ANNUAL BUDGET - GENERAL FUND
 2025 - 2026 ADOPTED (UNAUDITED / UNADJUSTED / NOT GAAP)

23-24 ACTUAL	24-25 BUDGETED as of 6.30.25	PRO-FORMA ENDING 9.30.25 as of 6.30.24	REQUESTED 25-26	ADOPTED 25-26
-----------------	------------------------------------	--	--------------------	------------------

1 F/T EMPLOYEE

508:COLLECTION DEPARTMENT

	23-24 ACTUAL	24-25 BUDGETED as of 6.30.25	PRO-FORMA ENDING 9.30.25 as of 6.30.24	REQUESTED 25-26	ADOPTED 25-26
PERSONNEL SERVICES:					
100-01030-508 HEAD OF DEPARTMENT	48,007	48,006	48,007	48,006	48,006
100-01040-508 DEPUTIES	-	-	-	-	-
100-01051-508 ASSISTANTS	-	-	-	-	-
100-01130-508 CLERKS	-	-	-	-	-
OFFICE & LABOR PART TIME	-	-	-	-	-
100-01045-508 OVERTIME	-	-	-	-	-
100-02051-508 LONGEVITY	-	176	176	176	570
100-02000-508 FRINGE BENEFITS	18,029	19,309	19,309	18,421	20,581
TOTAL PERSONNEL SERVICES	66,036	67,491	67,492	66,603	69,157
SUPPLIES:					
100-03100-508 STATION	258	360	133	500	150
100-03110-508 POSTAGE	-	-	-	700	-
100-03120-508 OPERATING SUPPLIES	390	1,125	645	500	645
100-03135-508 PRINTING & BINDERY	-	-	-	-	-
TOTAL SUPPLIES	648	1,485	779	1,700	795
OTHER SERVICES AND CHARGES:					
TRAINING	-	-	-	-	-
100-04200-508 UTILITY	-	-	-	-	-
100-04222-508 PHONE / INTERNET	1,710	2,015	2,015	1,800	2,376
TRAVEL	-	-	-	-	-
100-04284-508 MILEAGE	-	-	-	-	-
100-04520-508 REPAIR & MAINTENANCE BLDG.	-	-	-	-	-
100-04525-508 MAINT CONTRACT	-	250	-	250	-
100-04550-508 RENTAL	-	-	-	-	-
100-04580-508 LEASE AGREEMENT	-	-	-	-	-
100-04810-508 DUES	-	-	-	-	-
TOTAL OTHER SERV. AND CHARGES	1,710	2,265	2,015	2,050	2,376
CAPITAL OUTLAY					
100-06100-508 MACHINERY & EQUIPMENT 5000+	-	-	-	-	-
100-06101-508 MACHINERY & EQUIPMENT 0-4999.99	-	-	-	-	-
TOTAL CAPITAL OUTLAY	-	-	-	-	-
TOTAL DEPARTMENT EXPENDITURES	68,394	71,241	70,286	70,353	72,328

COUNTY OF MAVERICK
 ANNUAL BUDGET - GENERAL FUND
 2025 - 2026 ADOPTED (UNAUDITED / UNADJUSTED / NOT GAAP)

23-24 ACTUAL	24-25 BUDGETED as of 6.30.25	PRO-FORMA ENDING 9.30.25 as of 6.30.24	REQUESTED 25-26	ADOPTED 25-26
-----------------	------------------------------------	--	--------------------	------------------

1 FT EMPLOYEE

510:COURTHOUSE

PERSONNEL SERVICES:

100-01140-510 CUSTODIANS	40,423	-	-	31,842
PROJECT MANAGER	-	-	-	-
100-01045-510 OVERTIME	-	-	-	-
100-02051-510 LONGEVITY	-	-	-	720
100-02000-510 FRINGE BENEFITS	21,536	-	-	19,500
TOTAL PERSONNEL SERVICES	61,959	-	-	52,062

SUPPLIES:

100-03100-510 STATION	-	-	-	-
100-03120-510 OPERATING SUPPLIES	1,933	-	-	-
TOTAL SUPPLIES	1,933	-	-	-

OTHER SERVICES AND CHARGES:

TRAININGS

100-04020-510 UNIFORMS	-	-	-	-
100-04222-510 PHONE	2,384	18,400	9,116	18,400
100-04223-510 CEL PHONES	1,635	2,400	1,814	2,400
100-04224-510 ELECTRICITY	29,083	28,000	27,348	28,000
100-04226-510 WATER	2,539	4,000	2,697	4,000
TRAVEL	-	-	-	-
MILEAGE	-	-	-	-
100-04410-510 COURTHOUSE VEHICLE REPAIR	3,456	1,667	-	4,000
100-04420-510 VEHICLE FUEL & OIL	91	-	-	-
100-04424-510 COURTHOUSE	-	-	-	-
100-04520-510 REPAIR AND MAINTENANCE BLDG	60,007	90,000	10,716	90,000
100-04525-510 MAINTENANCE CONTRACT	60,130	290,533	290,533	290,533
100-04580-510 LSE. AGREE.	-	-	-	-
100-04550-510 RENTAL	-	-	-	-
100-04425-510 HISTORICAL JAIL RENOVATION	-	30,000	-	30,000
100-08200-510 PROPERTY INSURANCE	-	-	-	-
TOTAL OTHER SERV. AND CHARGES	149,325	465,000	336,226	465,000

CAPITAL OUTLAY

100-06100-510 MACHINERY & EQUIPMENT 5000+	-	-	-	-
100-06101-510 MACHINERY & EQUIPMENT 0-4999.99	-	-	-	-
BUILDINGS	-	-	-	-
100-06102-510 CAPITAL OUTLAY	-	-	-	-
TOTAL CAPITAL OUTLAY	-	-	-	-
TOTAL DEPARTMENT EXPENDITURES	213,217	465,000	336,226	465,000


COUNTY OF MAVERICK
ANNUAL BUDGET - GENERAL FUND
2025 - 2026 ADOPTED (UNAUDITED / UNADJUSTED / NOT GAAP)

23-24 ACTUAL	24-25 BUDGETED	PRO-FORMA ENDING 9.30.25	REQUESTED 25-26	ADOPTED 25-26
	as of 6.30.25	as of 6.30.24		

5 FBT EMPLOYEES

520: MAVERICK CO. FOOD BANK

	23-24 ACTUAL	24-25 BUDGETED	PRO-FORMA ENDING 9.30.25	REQUESTED 25-26	ADOPTED 25-26
PERSONNEL SERVICES:					
100-01030-520 SUPERVISOR	45,456	45,456	45,456	45,456	45,282
100-01040-520 DEPUTIES	30,575	31,842	31,763	31,842	31,842
100-01130-520 CLERKS	91,867	95,724	95,724	95,944	95,944
100-01045-520 OVERTIME	-	-	-	-	-
100-02051-520 LONGEVITY	-	656	-	656	480
100-02000-520 FRINGE BENEFITS	72,503	82,816	82,816	78,876	89,584
TOTAL PERSONNEL SERVICES	240,401	256,494	255,759	252,774	263,131
SUPPLIES:					
100-03100-520 STATIONARY	-	-	-	-	-
100-03110-520 POSTAGE	-	-	-	-	-
100-03120-520 OPERATING SUPPLIES	6,333	4,550	4,550	6,000	4,500
OTHER	-	-	-	-	-
TOTAL SUPPLIES	6,333	4,550	4,550	6,000	4,500
OTHER SERVICES AND CHARGES:					
TRAININGS					
UTILITY					
100-04222-520 PHONE	5,843	7,120	7,120	6,400	8,200
100-04223-520 CELL PHONES	1,118	1,100	1,100	1,100	1,128
100-04224-520 ELECTRICITY	226	3,000	-	3,000	-
100-04226-520 WATER	2,132	2,000	2,000	2,000	2,376
TRAVEL					
100-04264-520 MILEAGE	-	1,550	1,501	300	1,500
100-04420-520 VEHICLE FUEL & OIL	-	-	-	-	-
100-04450-520 FOOD DISTRIBUTION	52,100	52,100	52,100	52,100	52,100
100-04520-520 REPAIRS AND MAINTENANCE	-	-	-	-	-
100-04525-520 MAINTENANCE CONTRACTS	-	-	-	500	-
RENTAL					
100-08200-520 PROPERTY INSURANCE	-	-	-	-	-
100-04810-520 DUES	-	-	-	-	-
TOTAL OTHER SERV. AND CHARGES	64,421	66,870	63,821	65,400	65,304
CAPITAL OUTLAY					
100-06100-520 MACHINERY & EQUIPMENT 5000+	-	-	-	-	-
100-06101-520 MACHINERY & EQUIPMENT 0-4999.99	-	-	-	-	-
100-06130-520 BUILDING REPAIRS	-	-	-	-	-
100-06131-520 IMPROVEMENTS	-	-	-	-	-
TOTAL CAPITAL OUTLAY	-	-	-	-	-
TOTAL DEPARTMENT EXPENDITURES	308,156	327,914	324,130	324,174	332,935



**COUNTY OF MAVERICK
ANNUAL BUDGET - GENERAL FUND
2025 - 2026 ADOPTED (UNAUDITED / UNADJUSTED / NOT GAAP)**

23-24 ACTUAL	24-25 BUDGETED	PRO-FORMA ENDING 9.30.25	REQUESTED 25-26	ADOPTED 25-26
-----------------	-------------------	-----------------------------	--------------------	------------------

55 FT EMPLOYEES

560:COUNTY SHERIFF

PERSONNEL SERVICES:

	23-24 ACTUAL	24-25 BUDGETED	PRO-FORMA ENDING 9.30.25	REQUESTED 25-26	ADOPTED 25-26
100-01010-560 ELECTED OFFICIAL	75,000	63,000	63,000	63,000	63,000
100-01130-560 SHERIFF - CLERK	52,298	51,899	51,899	57,089	51,899
100-01113-560 ELIMINATED POSITION CAPTAIN	-	-	-	-	-
100-01040-560 DEPUTIES	1,325,801	1,120,732	1,091,831	1,418,318	1,282,682
100-01039-560 DEPUTY CORPORAL	-	515,719	438,327	589,291	526,404
100-01168-560 GRANT COORDINATOR	-	40,055	40,055	44,061	40,055
100-01043-560 PART-TIME	-	-	-	-	-
100-01044-560 RESERVE DEPUTIES	-	-	-	-	-
100-01045-560 HOLIDAY/ OVERTIME	210,258	182,000	170,474	200,000	85,000
100-01047-560 ICE-OVERTIME INTERGOVERNMENT	-	-	-	10,000	-
100-01046-560 P/T DEPUTY	-	-	-	-	-
100-01050-560 SECRETARY	38,119	66,190	65,591	72,809	66,190
100-01060-560 TEM EXTRA HELP	-	-	-	-	-
100-01110-560 ADMINISTRATIVE ASSISTANT	37,977	38,124	38,124	41,937	38,127
100-01090-560 INVESTIGATION	311,075	-	-	-	-
100-01097-560 TRAFFIC CONTROL ELIMINATED POSITION	-	-	-	-	-
100-01142-560 SHERIFF - MECHANIC	663	-	-	-	-
100-01170-560 DISPATCHERS	165,161	198,214	188,986	218,036	198,214
100-01143-560 CHIEF MAINTENANCE	-	-	-	-	-
100-02051-560 LONGEVITY	-	45,445	45,445	48,183	49,200
100-02000-560 FRINGE BENEFITS	870,205	1,062,025	938,802	1,015,549	1,133,214
TOTAL PERSONNEL SERVICES	3,086,557	3,383,403	3,132,536	3,778,273	3,533,985

SUPPLIES:

100-03100-560 STATION	-	80	80	-	-
100-03110-560 POSTAGE	-	957	250	1,000	280
100-03120-560 OPERATING SUPPLIES	40,924	41,000	26,025	44,000	30,000
TOTAL SUPPLIES	40,933	42,037	26,355	45,000	30,280

OTHER SERVICES AND CHARGES:

100-03202-560 UNREIMB GRANT COST	-	-	-	-	-
100-04020-560 UNIFORMS	74,865	-	-	20,000	-
100-04033-560 INMATE TRANSFER	-	-	-	-	-
100-04015-560 TRAINING	-	3,000	2,061	20,000	3,000
100-04222-560 PHONE	3,128	16,265	16,056	9,300	17,442
100-04223-560 CELL PHONES	27,756	30,250	28,389	30,250	30,000
TRAVEL	-	-	-	-	-
100-04284-560 MILEAGE	-	400	-	400	400
100-04405-560 VEHICLE PURCH.	-	-	-	-	-
100-04410-560 VEHICLE REPAIRS	105,235	178,217	178,217	160,000	178,000
100-04420-560 VEHICLE FUEL & OIL	181,701	193,035	130,988	200,000	140,000
100-04430-560 COMM-RADIOS	-	1,200	-	-	-
100-04520-560 REPAIRS & MAINTENANCE BLDG	-	-	-	-	-
100-04522-560 K9- MAINTENANCE	1,633	4,543	4,057	10,000	4,000
100-04525-560 MAINTANCE CONTRACT	-	24,000	14,160	24,000	15,000
100-04550-560 RENTAL	-	-	-	-	-
100-04580-560 LSE AGREEMENT	-	-	-	-	-
100-08200-560 PROPERTY INSURANCE	-	-	-	-	-
PRIOR ADM COST	-	-	-	-	-
TOTAL OTHER SERV. AND CHARGES	394,318	450,910	373,908	473,950	387,842

CAPITAL OUTLAY

100-06100-560 MACHINERY & EQUIPMENT 5000+	80,870	0	-	445,000	-
100-06101-560 MACHINERY & EQUIPMENT 0-4999.99	3,892	3,000	1,960	-	2,000
100-08250-560 INTEREST	-	-	-	-	-
100-06110-560 BUILDINGS	-	-	-	-	-
100-06131-560 IMPROVEMENTS	-	-	-	-	-
TOTAL CAPITAL OUTLAY	84,762	3,000	1,960	445,000	2,000

TOTAL DEPARTMENT EXPENDITURES

3,606,570	3,879,349	3,534,758	4,742,223	3,954,107
------------------	------------------	------------------	------------------	------------------

**COUNTY OF MAVERICK
ANNUAL BUDGET - GENERAL FUND
2025 - 2026 ADOPTED (UNAUDITED / UNADJUSTED / NOT GAAP)**

23-24	24-25	PRO-FORMA	REQUESTED	ADOPTED
ACTUAL	BUDGETED	ENDING 9.30.25	25-26	25-26

47 FTE EMPLOYEES
2 FTE VACANCIES

561:COUNTY JAIL

PERSONNEL SERVICES:

	23-24	24-25	PRO-FORMA	REQUESTED	ADOPTED
	ACTUAL	BUDGETED	ENDING 9.30.25	25-26	25-26
100-01035-561 TRANS. OFFICIAL FULL	216,640	-	-	-	-
100-01038-561 TRANS. OFFICIAL PART TIME	-	-	-	-	-
100-01045-561 HOLIDAY / OVERTIME	67,263	54,000	41,932	60,000	54,000
100-01050-561 SECRETARY	-	-	-	-	-
100-01201-561 COMPLIANCE OFFICER	41,987	34,389	34,237	37,828	34,389
100-01070-561 JAIL ADMINISTRATOR	60,230	55,682	55,682	61,250	55,682
100-01075-561 MONITOR	-	-	-	-	-
100-01130-561 CLERKS	95,988	-	-	-	-
CLERK-FUL TIME	-	-	-	-	-
100-01131-561 CLERK-PART TIME	-	-	-	-	-
100-01058-561 RECORDS COORDINATOR	-	38,127	38,374	41,940	38,127
100-01057-561 ASSISTANT RECORDS COORDINATOR	-	69,823	69,736	76,805	71,911
100-01058-561 CLERKS - RECORDS	-	31,842	31,842	35,026	31,842
100-01139-561 CUSTODIAN ASSISTANCE	31,700	31,842	30,644	35,026	31,842
100-01140-561 MAINTENANCE FACILITY	32,964	99,055	97,083	10,897	99,055
100-01148-561 DOCTOR	78,000	78,000	67,860	85,800	78,000
100-01147-561 NURSE	43,949	49,068	49,858	53,975	43,618
100-01150-561 MEDICAL ASSISTANT	28,774	31,842	23,231	35,026	31,842
100-01151-561 TEMP MEDICAL ASSISTANT	-	-	-	-	-
100-01191-561 ASSISTANT WARDEN	-	46,050	46,050	50,655	576
100-01157-561 CHIEF JAILER	37,447	42,176	42,176	46,394	39,729
100-01158-561 JAIL SUPERVISOR	180,542	161,364	161,364	177,500	161,364
100-01180-561 JAILERS	991,296	1,076,306	1,015,581	1,183,936	1,102,204
100-01161-561 ASSISTANCE ADMINISTRATION	37,559	39,083	39,083	42,991	39,087
100-01162-561 PART-JAILER	16,835	34,230	21,966	37,653	34,230
100-01180-561 DIETITIAN	-	-	-	-	-
100-01190-561 COOK	-	-	-	-	-
100-01192-561 PART-COOK	-	-	-	-	-
100-02051-561 LONGEVITY	-	22,203	20,807	22,203	23,609
100-02000-561 FRINGE BENEFITS	760,138	898,943	811,511	857,828	936,915
TOTAL PERSONNEL SERVICES	2,721,315	2,892,024	2,699,019	2,952,733	2,908,022

SUPPLIES:


100-03100-561 STATION	-	-	-	-	-
100-03110-561 POSTAGE	718	2,000	674	2,000	600
100-03120-561 OPERATING SUPPLIES	41,805	78,000	71,837	78,000	58,000
TOTAL SUPPLIES	43,523	80,000	72,511	80,000	58,600

OTHER SERVICES AND CHARGES:

100-04020-561 UNIFORMS	-	2,000	-	3,500	-
100-04028-561 FIRE ALARM INSPECTION	5,025	8,820	7,760	8,820	7,500
100-04030-561 PRISONER MEDICAL	455,531	450,180	450,180	510,000	450,000
100-04033-561 TRANSFER INMATE	116,388	36,324	36,324	78,000	30,000
100-04126-561 PRISONER OPERATING SUPPLY	76,452	62,125	11,808	115,000	16,000
100-04128-561 SUPPL/PRISON.FOOD EXP	452,235	450,000	389,015	450,000	400,000
100-04222-561 PHONE	554	1,132	1,132	1,000	1,600
100-04223-561 CELL PHONES	7,552	9,072	9,072	5,280	10,500
100-04224-561 ELECTRICITY	65,574	160,000	138,683	160,000	160,000
100-04226-561 WATER	46,887	48,000	45,703	48,000	48,000
100-04227-561 CABLE	16,396	16,000	15,478	16,000	16,000
100-04284-561 TRAVEL	-	-	-	-	-
100-04015-561 MILEAGE	-	-	-	-	-
100-04015-561 TRAINING	975	4,000	3,067	4,000	1,500
100-04405-561 VEHICLE LEASE PAYMENT	-	-	-	-	-
100-04420-561 VEHICLE FUEL & OIL	20,992	18,476	18,476	25,000	26,000
100-04520-561 REPAIRS & MAINTENANCE BLDG	14,520	117,875	90,486	117,875	15,000
100-04525-561 MAINTENANCE CONTRACT	5,923	3,071	1,994	3,071	2,000
100-04580-561 LSE AGREE.	-	5,500	5,333	5,500	4,500
100-08200-561 PROPERTY INSURANCE	-	-	-	-	-
100-09510-561 FEMALE INMATE HOUSING	-	-	-	-	-
TOTAL OTHER SERV. AND CHARGES	1,285,004	1,392,575	1,224,612	1,549,046	1,188,600

**COUNTY OF MAVERICK
 ANNUAL BUDGET - GENERAL FUND
 2025 - 2026 ADOPTED (UNAUDITED / UNADJUSTED / NOT GAAP)**

	23-24 ACTUAL	24-25 BUDGETED as of 7.18.24	PRO-FORMA ENDING 9.30.25 as of 6.30.24	REQUESTED 25-26	ADOPTED 25-26
CAPITAL OUTLAY					
100-08100-561 MACHINERY & EQUIPMENT 5000+	-	-	-	3,000	-
100-08101-561 MACHINERY & EQUIPMENT 0-4999.99	1,178	1,000	1,000	-	-
100-08130-561 BUILDING REPAIRS	-	-	-	-	-
100-08131-561 IMPROVEMENTS	-	-	-	-	-
TOTAL CAPITAL OUTLAY	1,178	1,000	1,000	3,000	-
TOTAL DEPARTMENT EXPENDITURES	4,051,021	4,365,569	3,997,142	4,584,779	4,155,222



**COUNTY OF MAVERICK
ANNUAL BUDGET - GENERAL FUND
2025 - 2026 ADOPTED (UNAUDITED / UNADJUSTED / NOT GAAP)**

23-24 ACTUAL	24-25 BUDGETED	PRO-FORMA ENDING 9.30.25 as of 6.30.25	REQUESTED 25-26	ADOPTED 25-26
-----------------	-------------------	--	--------------------	------------------

3 F/T EMPLOYEES

589: CEMETARY

PERSONNEL SERVICES:

DIRECTOR	-	-	-	-	-
100-01110-589 ASSISTANTS	98,243	99,180	95,937	99,180	99,180
100-01045-589 OVERTIME	-	730	730	-	-
100-02051-589 LONGEVITY	-	4,373	4,373	4,373	4,829
100-02000-589 FRINGE BENEFITS	59,241	57,879	57,879	-	60,103
TOTAL PERSONNEL SERVICES	157,484	162,162	158,919	103,553	164,112

SUPPLIES:

100-03100-589 STATION	-	-	-	-	-
100-03110-589 POSTAGE	-	-	-	-	-
100-03120-589 OPERATING SUPPLY	10,939	10,000	10,000	10,000	10,000
TOTAL SUPPLIES	10,939	10,000	10,000	10,000	10,000


OTHER SERVICES AND CHARGES:

TRAVEL	-	-	-	-	-
TRAINING	-	-	-	-	-
MILEAGE	-	-	-	-	-
100-04224-589 ELECTRICITY	823	843	834	500	900
100-04226-589 WATER	13,374	12,500	12,500	11,500	16,000
TOTAL OTHER SERV. AND CHARGES	14,197	13,343	13,334	12,000	16,900

CAPITAL OUTLAY

100-06130-589 BUILDING REPAIRS	-	-	-	-	-
100-06131-589 IMPROVEMENTS	-	-	-	-	-
100-06100-589 MACHINERY & EQUIPMENT 5000+	-	-	-	-	-
100-06101-589 MACHINERY & EQUIPMENT 0-4999.99	-	1,470	-	-	-
TOTAL CAPITAL OUTLAY	-	1,470	-	-	-

TOTAL DEPARTMENT EXPENDITURES	178,090	185,605	182,253	125,553	191,012
--------------------------------------	----------------	----------------	----------------	----------------	----------------



COUNTY OF MAVERICK
ANNUAL BUDGET - GENERAL FUND
2025 - 2026 ADOPTED (UNAUDITED / UNADJUSTED / NOT GAAP)

23-24 ACTUAL	24-25 BUDGETED as of 6.30.25	PRO-FORMA ENDING 9.30.25 as of 6.30.24	REQUESTED 25-26	ADOPTED 25-26
-----------------	------------------------------------	--	--------------------	------------------

021: HIDTA - CITY OF EP REIMBURSEMENT

PERSONNEL SERVICES:


ASSISTANT	0	-	-	-
100-01130-621 CLERK	1,506	39,317.00	-	39,317.00
100-01045-621 OVERTIME		5,115.00	-	5,115.00
100-02051-621 LONGEVITY	0	-	-	-
100-02000-621 FRINGE BENEFITS	389.56	19,254.00	-	19,254.00
TOTAL PERSONNEL SERVICES	1,896	63,686	-	63,686

OTHER SERVICES AND CHARGES:

100-03120-621 OPERATING SUPPLIES			-	-
100-03202-621 UNREIMBURSABLE GRANT COST			-	-
TRAINING			-	-
TRAVEL			-	-
MILEAGE			-	-
TOTAL OTHER SERV. AND CHARGES	-	-	-	-

CAPITAL OUTLAY

100-06100-621 MACHINERY & EQUIPMENT 5000+			-	-
100-06101-621 MACHINERY & EQUIPMENT 0-4999.99			-	-
BUILDING			-	-
TOTAL CAPITAL OUTLAY	-	-	-	-
TOTAL DEPARTMENT EXPENDITURES	1,896	63,686	0	63,686




**COUNTY OF MAVERICK
ANNUAL BUDGET - GENERAL FUND
2025 - 2026 ADOPTED (UNAUDITED / UNADJUSTED / NOT GAAP)**

23-24 ACTUAL	24-25 BUDGETED	PRO-FORMA ENDING 9.30.25	REQUESTED 25-26	ADOPTED 25-26
-----------------	-------------------	-----------------------------	--------------------	------------------

as of 6.30.25 as of 6.30.24

647: FORMERLY VFW OFFICE

	23-24 ACTUAL	24-25 BUDGETED	PRO-FORMA ENDING 9.30.25	REQUESTED 25-26	ADOPTED 25-26
PERSONNEL SERVICES:					
100-01110-647 ASSISTANT	-	-	-	-	-
100-01130-647 CLERKS	-	-	-	-	-
100-01045-647 OVERTIME	-	-	-	-	-
100-02051-647 LONGEVITY	-	-	-	-	-
100-02000-647 FRINGE BENEFITS	1,005	-	-	-	-
TOTAL PERSONNEL SERVICES	1,005	-	-	-	-
SUPPLIES:					
100-03100-647 STATIONARY	-	-	-	-	-
100-03110-647 POSTAGE	-	-	-	-	-
100-03120-647 OPERATING SUPPLIES	-	-	-	-	-
TOTAL SUPPLIES	-	-	-	-	-
OTHER SERVICES AND CHARGES:					
TRAINING					
100-04200-647 UTILITY	-	-	-	-	-
100-04222-647 PHONE	-	-	-	-	-
100-04224-647 ELECTRICITY	-	-	-	-	-
100-04226-647 WATER	-	-	-	-	-
TRAVEL					
100-04264-647 MILEAGE	-	-	-	-	-
100-04261-647 TRAVEL	-	-	-	-	-
100-04520-647 REPAIRS AND MAINTENANCE	-	-	-	-	-
100-04525-647 MAINTENANCE CONTRACTS	-	-	-	-	-
100-04550-647 RENTAL	-	-	-	-	-
100-04810-647 DUES	-	-	-	-	-
TOTAL OTHER SERV. AND CHARGES	-	-	-	-	-
CAPITAL OUTLAY					
100-06100-647 MACHINERY & EQUIPMENT 5000+	-	-	-	-	-
100-06101-647 MACHINERY & EQUIPMENT 0-4999.99	-	-	-	-	-
100-06130-647 BUILDING REPAIRS	-	-	-	-	-
100-06131-647 IMPROVEMENTS	-	-	-	-	-
TOTAL CAPITAL OUTLAY	-	-	-	-	-
TOTAL DEPARTMENT EXPENDITURES	1,005	-	-	-	-



COUNTY OF MAVERICK
 ANNUAL BUDGET - GENERAL FUND
 2025 - 2026 ADOPTED (UNAUDITED / UNADJUSTED / NOT GAAP)

23-24 ACTUAL	24-25 BUDGETED	PRO-FORMA ENDING 9.30.25 as of 6.30.25	REQUESTED 25-26	ADOPTED 25-26
-----------------	-------------------	--	--------------------	------------------

5 FTE EMPLOYEES

649 : PCT 2 ADMIN OFFICE
 Commissioner Rosanna Rios Office

PERSONNEL SERVICES:

100-01010-649 ELECTED OFFICIAL	37,013	37,012	37,012	37,012	37,012
100-01110-649 ASSISTANT	103,602	132,389	118,958	130,667	133,277
100-01060-649 TEMP EXTRA HELP	-	-	-	-	-
100-01045-649 OVERTIME	1,276	463	463	-	-
100-02060-649 CAR ALLOWANCE	7,500	7,500	7,500	7,500	7,500
100-02065-649 CELL PHONE ALLOWANCE	1,200	1,200	1,200	1,200	1,200
100-02051-649 LONGEVITY	-	2,226	2,226	2,226	2,226
100-02000-649 FRINGE BENEFITS	60,744	84,617	83,108	80,177	91,432
TOTAL PERSONNEL SERVICES	174,322	265,406	250,467	258,782	273,100

SUPPLIES:


100-03100-649 OFFICE SUPPLIES	-	-	-	-	-
100-03110-649 POSTAGE	-	-	-	-	-
100-03120-649 OPERATING SUPPLIES	9,542	8,549	8,549	14,000	8,500
TOTAL SUPPLIES	9,542	8,549	8,549	14,000	8,500

OTHER SERVICES AND CHARGES:

<u>TRAINING</u>					
100-04200-649 UTILITY	-	-	-	-	-
100-04222-649 PHONE	1,003	2,378	2,378	1,500	2,800
100-04223-649 CELL PHONES	-	-	-	-	540
100-04224-649 ELECTRICITY	7,518	10,000	6,697	10,000	7,500
100-04226-649 WATER	1,307	1,500	1,479	1,500	1,500
100-04281-649 TRAVEL	3,633	3,900	3,556	5,000	3,500
100-04264-649 MILEAGE	-	-	-	-	-
100-04430-649 COMM-RADIOS	-	-	-	-	-
100-04420-649 VEHICLE FUEL & OIL	4,055	4,000	4,000	5,500	5,000
100-04520-649 REPAIRS AND MAINTENANCE BLDG	3,818	3,622	3,906	10,000	1,600
100-04525-649 MAINTENANCE CONTRACTS	518	3,647	3,647	5,000	3,700
100-04560-649 RENTAL	-	-	-	-	-
100-04810-649 DUES	-	-	-	-	-
TOTAL OTHER SERV. AND CHARGES	21,852	29,047	22,664	38,500	26,040

CAPITAL OUTLAY

100-06100-649 MACHINERY & EQUIPMENT 5000+	-	-	-	15,000	-
100-06101-649 MACHINERY & EQUIPMENT 0-4999.99	1,335	3,126	3,126	5,000	3,500
TOTAL CAPITAL OUTLAY	1,335	3,126	3,126	20,000	3,500
TOTAL DEPARTMENT EXPENDITURES	244,064	306,129	284,806	331,282	311,140



**COUNTY OF MAVERICK
ANNUAL BUDGET - GENERAL FUND
2025 - 2026 ADOPTED (UNAUDITED / UNADJUSTED / NOT GAAP)**

23-24 ACTUAL	24-25 BUDGETED	PRO-FORMA ENDING 9.30.25	REQUESTED 25-26	ADOPTED 25-26
	as of 6.30.25	as of 6.30.24		

650: PURCHASING AGENT

PERSONNEL SERVICES:

PURCHASING AGENT	-	-	-	-
ASSISTANT PURCHASING AGENT	-	-	-	-
PURCHASING CLERK	-	-	-	-
OVERTIME	-	-	-	-
LONGEVITY	-	-	-	-
FRINGE BENEFITS	-	-	-	-
TOTAL PERSONNEL SERVICES	-	-	-	-

SUPPLIES:


STATION	-	-	-	-
POSTAGE	-	-	-	-
PRINTING & BINDING	-	-	-	-
OPERATING SUPPLIES	-	-	-	-
PROF SERVICES	-	-	-	-
BANK FEES	-	-	-	-
TOTAL SUPPLIES	-	-	-	-

OTHER SERVICES AND CHARGES:

TRAINING	-	-	-	-
UNIFORMS	-	-	-	-
UTILITIES (TELEPHONE)	-	-	-	-
TRAVEL	-	-	-	-
MILEAGE	-	-	-	-
RENTAL	-	-	-	-
VEHICLE REPAIR	-	-	-	-
FUEL AND OIL	-	-	-	-
DUES	-	-	-	-
TOTAL OTHER SERV. AND CHARGES	-	-	-	-

CAPITAL OUTLAY

MACHINERY & EQUIPMENT 5000+	-	-	-	-
MACHINERY & EQUIPMENT 0-4999.99	-	-	-	-
OTHER CONTR. SERV.	-	-	-	-
TOTAL CAPITAL OUTLAY	-	-	-	-
TOTAL DEPARTMENT EXPENDITURES	-	-	-	-



**COUNTY OF MAVERICK
ANNUAL BUDGET - GENERAL FUND
2025 - 2026 ADOPTED (UNAUDITED / UNADJUSTED / NOT GAAP)**

23-24 ACTUAL	24-25 BUDGETED as of 6.30.25	PRO-FORMA ENDING 9.30.25 as of 6.30.24	REQUESTED 25-26	ADOPTED 25-26
-----------------	------------------------------------	--	--------------------	------------------

652:CEMETARY II

PERSONNEL SERVICES:

DEPARTMENT HEAD	-	-	-	-
ASSISTANT	-	-	-	-
SECRETARY	-	-	-	-
OVERTIME	-	-	-	-
LONGEVITY	-	-	-	-
FRINGE BENEFITS	-	-	-	-
TOTAL PERSONNEL SERVICES	-	-	-	-

SUPPLIES:

STATION	-	-	-	-
POSTAGE	-	-	-	-
PRINTING & BINDING	-	-	-	-
OPERATING SUPPLIES	-	-	-	-
BANK FEES	-	-	-	-
TOTAL SUPPLIES	-	-	-	-

OTHER SERVICES AND CHARGES:


TRAINING	-	-	-	-
UNIFORMS	-	-	-	-
UTILITIES (TELEPHONE)	-	-	-	-
TRAVEL OUT OF TOWN	-	-	-	-
MILEAGE	-	-	-	-
RENTAL	-	-	-	-
VEHICLE REPAIR	-	-	-	-
LEASE MAINTENANCE AGREEMENT	-	-	-	-
FUEL AND OIL	-	-	-	-
PROFESSIONAL SERVICES	-	-	-	-
ENGINEERING SERVICES	-	-	-	-
100-04120-652 CODE ENFORCEMENT - P	-	50,000	-	-
TOTAL OTHER SERV. AND CHARGES	-	50,000	-	-

CAPITAL OUTLAY

MACHINERY & EQUIPMENT 5000+	-	-	-	-
MACHINERY & EQUIPMENT 0-4999.99	-	-	-	-
CONSTRUCTION	-	-	-	-
IMPROVEMENTS	-	-	-	-
TOTAL CAPITAL OUTLAY	-	-	-	-

TOTAL DEPARTMENT EXPENDITURES

-	50,000	-	-	-
---	--------	---	---	---



**COUNTY OF MAVERICK
ANNUAL BUDGET - GENERAL FUND
2025 - 2026 ADOPTED (UNAUDITED / UNADJUSTED / NOT GAAP)**

23-24 ACTUAL	24-25 BUDGETED	PRO-FORMA ENDING 9.30.25	REQUESTED 25-26	ADOPTED 25-26
	as of 6.30.25	as of 6.30.24		

653:BODY WORN CAMERA

PERSONNEL SERVICES:

100-02051-653 LONGEVITY	-	176	-	-
100-02000-653 FRINGE BENEFITS	-	-	-	-
TOTAL PERSONNEL SERVICES	-	176	-	-

SUPPLIES:

STATION	-	-	-	-
POSTAGE	-	-	-	-
PRINTING & BINDING	-	-	-	-
OPERATING SUPPLIES	-	-	-	-
PROF SERVICES	-	-	-	-
BANK FEES	-	-	-	-
TOTAL SUPPLIES	-	-	-	-


OTHER SERVICES AND CHARGES:

TRAINING	-	-	-	-
UNIFORMS	-	-	-	-
UTILITIES (TELEPHONE)	-	-	-	-
TRAVEL OUT OF TOWN	-	-	-	-
MILEAGE	-	-	-	-
RENTAL	-	-	-	-
VEHICLE REPAIR	-	-	-	-
FUEL AND OIL	-	-	-	-
DUES	-	-	-	-
TOTAL OTHER SERV. AND CHARGES	-	-	-	-

CAPITAL OUTLAY

100-06100-652 MACHINERY & EQUIPMENT 50000	-	-	-	-
MACHINERY & EQUIPMENT 0-4999.99	-	-	-	-
OTHER CONTR. SERV.	-	-	-	-
TOTAL CAPITAL OUTLAY	-	-	-	-

TOTAL DEPARTMENT EXPENDITURES	-	176	-	-
--------------------------------------	---	------------	---	---



COUNTY OF MAVERICK
 ANNUAL BUDGET - GENERAL FUND
 2025 - 2026 ADOPTED (UNAUDITED / UNADJUSTED / NOT GAAP)

23-24 ACTUAL	24-25 BUDGETED	PRO-FORMA ENDING 9.30.25	REQUESTED 25-26	ADOPTED 25-26
	0	0		

County Court at Law

PERSONNEL SERVICES:

JUDGE	-	-	-	-
COURT CORD.	-	-	-	-
CLERK	-	-	-	-
LONGEVITY	-	-	-	-
FRINGE BENEFITS	-	-	-	-
TOTAL PERSONNEL SERVICES	-	-	-	-

SUPPLIES:

STATION	-	-	-	-
POSTAGE	-	-	-	-
PRINTING & BINDING	-	-	-	-
OPERATING	-	-	-	343,940
PROF SERVICES	-	-	-	-
BANK FEES	-	-	-	-
TOTAL SUPPLIES	-	-	-	343,940

OTHER SERVICES AND CHARGES:

TRAINING	-	-	-	-
UNIFORMS	-	-	-	-
UTILITIES (TELEPHONE)	-	-	-	-
TRAVEL OUT OF TOWN	-	-	-	-
MILEAGE	-	-	-	-
RENTAL	-	-	-	-
VEHICLE REPAIR	-	-	-	-
FUEL AND OIL	-	-	-	-
DUES	-	-	-	-
TOTAL OTHER SERV. AND CHARGES	-	-	-	-

CAPITAL OUTLAY

MACHINERY & EQUIPMENT 5000+	-	-	-	-
MACHINERY & EQUIPMENT 0-4999.99	-	-	-	-
OTHER CONTR. SERV.	-	-	-	-
TOTAL CAPITAL OUTLAY	-	-	-	-
TOTAL DEPARTMENT EXPENDITURES	-	-	-	343,940

**Funding will start at the authorization of the court's creation - Jan - 2026, unless determined by the court. **


**COUNTY OF MAVERICK
ANNUAL BUDGET - GENERAL FUND
2025 - 2026 ADOPTED (UNAUDITED / UNADJUSTED / NOT GAAP)**

23-24 ACTUAL	24-25 BUDGETED	PRO-FORMA ENDING 9.30.25	REQUESTED 25-26	ADOPTED 25-26
	as of 6.30.25	as of 6.30.24		

3 FTE EMPLOYEE

661:PCT 1 - ADMIN OFFICE

	23-24 ACTUAL	24-25 BUDGETED	PRO-FORMA ENDING 9.30.25	REQUESTED 25-26	ADOPTED 25-26
PERSONNEL SERVICES:					
100-01010-661 ELECTED OFFICIAL	37,013	37,012	37,012	37,012	37,012
100-01110-661 ASSISTANT	38,077	38,085	38,085	38,085	38,084
100-01130-661 CLERKS	32,580	31,842	31,842	31,842	31,842
100-01045-661 OVERTIME	70	1,687	1,687	-	-
100-02060-661 CAR ALLOWANCE	7,500	7,500	7,500	7,500	7,500
100-02065-661 CELL PHONE ALLOWANCE	1,200	1,200	1,200	1,200	1,200
100-02051-661 LONGEVITY	-	2,279	2,279	2,279	2,540
100-02000-661 FRINGE BENEFITS	48,592	53,040	53,040	50,377	56,734
TOTAL PERSONNEL SERVICES	165,031	172,645	172,645	168,295	174,892
SUPPLIES:					
100-03100-661 STATIONARY	-	-	-	-	-
100-03110-661 POSTAGE	-	-	-	-	-
100-03120-661 OPERATING SUPPLIES	4,649	5,835	2,410	10,000	2,500
100-03130-661 OTHER	-	-	-	-	-
TOTAL SUPPLIES	4,649	5,835	2,410	10,000	2,500
OTHER SERVICES AND CHARGES:					
TRAININGS					
100-04200-661 UTILITY	-	-	-	-	-
100-04222-661 PHONE	1,640	5,400	2,678	5,400	2,800
100-04223-661 CEL PHONES	418	1,000	965	1,000	500
100-04224-661 ELECTRICITY	-	-	-	-	-
100-04225-661 WATER	835	-	-	-	-
100-04254-661 MILEAGE	-	-	-	-	-
100-04261-661 TRAVEL	2,382	6,000	3,787	6,000	4,000
100-04450-661 FOOD DISTRIBUTION	-	-	-	-	-
100-04520-661 REPAIRS AND MAINTENANCE	1,177	1,600	-	1,600	-
100-04420-661 VEHICLE FUEL & OIL	1,755	2,400	742	2,400	1,300
100-04525-661 MAINTENANCE CONTRACTS	-	2,415	2,415	-	-
100-04550-661 RENTAL	-	-	-	-	-
100-04610-661 DUES	-	-	-	-	-
100-08200-661 PROPERTY INSURANCE	-	-	-	-	-
TOTAL OTHER SERV. AND CHARGES	8,207	18,815	10,087	16,400	8,600
CAPITAL OUTLAY					
100-06100-661 MACHINERY & EQUIPMENT 5000+	-	-	-	-	-
100-06101-661 MACHINERY & EQUIPMENT 0-4999.99	-	-	-	-	-
100-06130-661 BUILDING	-	-	-	-	-
100-06131-661 IMPROVEMENTS	-	-	-	-	-
TOTAL CAPITAL OUTLAY	-	-	-	-	-
TOTAL DEPARTMENT EXPENDITURES	177,887	197,295	185,142	194,695	185,992



COUNTY OF MAVERICK
 ANNUAL BUDGET - GENERAL FUND
 2025 - 2026 ADOPTED (UNAUDITED / UNADJUSTED / NOT GAAP)

23-24 ACTUAL	24-25 BUDGETED	PRO-FORMA ENDING 9.30.25	REQUESTED 25-26	ADOPTED 25-26
	as of 6.30.25	as of 6.30.24		

3 F/T EMPLOYEES

663:COMMUNITY CENTER PCT 3

PERSONNEL SERVICES:

100-01110-663 ASSISTANT	36,454	36,467	36,460	36,467	36,456
100-01140-663 CLERKS	68,094	68,319	68,296	68,319	68,319
100-01060-663 TEMPORARY EXTRA HELP	-	-	-	-	-
100-01045-663 OVERTIME	-	-	-	-	-
100-02051-663 LONGEVITY	-	1,830	1,830	1,830	2,370
100-02000-663 FRINGE BENEFITS	47,324	50,439	50,439	47,776	54,330
TOTAL PERSONNEL SERVICES:	151,871	157,055	157,026	154,392	161,476

SUPPLIES:


100-03100-663 STATIONARY	-	500	-	500	-
100-03110-663 POSTAGE	-	-	-	-	-
100-03120-663 OPERATING SUPPLIES	7,959	20,308	20,308	8,500	8,500
TOTAL SUPPLIES:	7,959	20,808	20,308	9,000	8,500

OTHER SERVICES AND CHARGES:

100-04200-663 TRAVEL	-	-	-	-	-
100-04200-663 UTILITY	-	-	-	-	-
100-04222-663 PHONE	8,036	7,000	5,811	7,000	5,800
100-04224-663 ELECTRICITY	5,814	6,500	6,106	6,500	6,100
100-04226-663 WATER	1,640	1,800	1,658	1,800	1,800
100-04261-663 TRAVEL	-	500	-	500	-
100-04261-663 MILEAGE	-	-	-	-	-
100-04420-663 VEH FUEL AND OIL	81	1,250	132	1,250	200
100-04520-663 REP & MAINT. BUILDING	305	1,500	11,500	500	500
100-04410-663 VEH REPAIR	544	800	-	800	800
100-04550-663 RENTAL	-	-	-	-	-
100-04810-663 DUES	-	-	-	-	-
100-08200-663 PROPERTY INSURANCE	-	-	-	-	-
TOTAL OTHER SERV. AND CHARGES	16,421	29,350	25,207	18,350	15,200

CAPITAL OUTLAY

100-06100-663 MACHINERY & EQUIPMENT 5000+	-	-	-	-	-
100-06101-663 MACHINERY & EQUIPMENT 0-4999.99	1,518	1,417	1,417	-	-
TOTAL CAPITAL OUTLAY	1,518	1,417	1,417	-	-
TOTAL DEPARTMENT EXPENDITURES	177,769	208,630	203,958	181,742	185,176



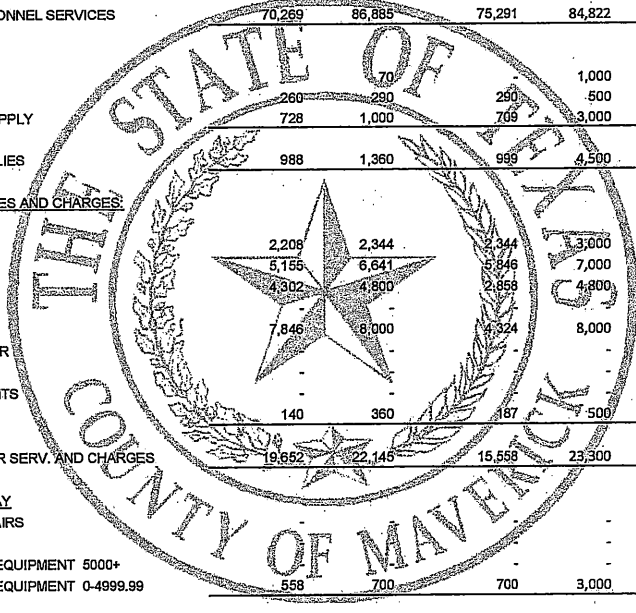
COUNTY OF MAVERICK
ANNUAL BUDGET - GENERAL FUND
2025 - 2026 ADOPTED (UNAUDITED / UNADJUSTED / NOT GAAP)

23-24 ACTUAL	24-25 BUDGETED as of 6.30.25	PRO-FORMA ENDING 9.30.25 as of 6.30.24	REQUESTED 25-26	ADOPTED 25-26
-----------------	------------------------------------	--	--------------------	------------------

2 FTE EMPLOYEES

665: AGRICULTURE

	23-24 ACTUAL	24-25 BUDGETED as of 6.30.25	PRO-FORMA ENDING 9.30.25 as of 6.30.24	REQUESTED 25-26	ADOPTED 25-26
PERSONNEL SERVICES:					
100-01070-665 APPOINTED OFFICIAL	16,083	16,083	16,083	16,083	16,083
100-01130-665 CLERKS	31,842	31,842	31,842	31,842	31,842
100-01045-665 OVERTIME	-	472	472	-	-
100-02060-665 CAR ALLOWANCE	5,500	5,500	5,500	5,500	5,500
100-02051-665 LONGEVITY	-	2,531	2,531	2,531	2,807
100-02000-665 FRINGE BENEFITS	16,844	30,457	18,863	28,866	33,300
TOTAL PERSONNEL SERVICES	70,269	86,865	75,291	84,822	89,532
SUPPLIES:					
100-03100-665 STATION	-	70	-	1,000	-
100-03110-665 POSTAGE	260	290	290	500	600
100-03120-665 OPERATING SUPPLY	728	1,000	709	3,000	1,000
TOTAL SUPPLIES	988	1,360	999	4,500	1,600
OTHER SERVICES AND CHARGES:					
TRAININGS					
100-04222-665 PHONE	2,208	2,344	344	3,000	2,800
100-04224-665 ELECTRICITY	6,155	6,641	5,846	7,000	6,800
100-04226-665 WATER	4,302	4,800	2,858	4,800	3,000
TRAVEL					
100-04284-665 MILEAGE	7,846	8,000	4,324	8,000	-
100-04410-665 VEHICLE REPAIR	-	-	-	-	-
100-04650-665 RENTAL	-	-	-	-	-
100-04680-665 LEASE PAYMENTS	-	-	-	-	-
100-04810-665 DUES	140	360	167	750	180
TOTAL OTHER SERV. AND CHARGES	19,652	22,145	15,558	23,300	12,780
CAPITAL OUTLAY					
100-06130-665 BUILDING REPAIRS	-	-	-	-	-
100-06131-665 IMPROVEMENT	-	-	-	-	700
100-06100-665 MACHINERY & EQUIPMENT 5000+	-	-	-	-	-
100-06101-665 MACHINERY & EQUIPMENT 0-4999.99	558	700	700	3,000	-
TOTAL CAPITAL OUTLAY	558	700	700	3,000	700
TOTAL DEPARTMENT EXPENDITURES	91,466	111,090	92,547	115,622	104,612



COUNTY OF MAVERICK
ANNUAL BUDGET - GENERAL FUND
2025 - 2026 ADOPTED (UNAUDITED / UNADJUSTED / NOT GAAP)

23-24 ACTUAL	24-25 BUDGETED	PRO-FORMA ENDING 9.30.25	REQUESTED 25-26	ADOPTED 25-26
	as of 6.30.25	as of 6.30.24		

3 FTE EMPLOYEES

668: PRECINCT 4 ADMIN OFFICE

Commissioner Roberto Ruiz Office

PERSONNEL SERVICES:

100-01010-668 ELECTED OFFICIAL	37,013	37,012	37,012	37,012	37,012
100-01110-668 ADMINISTRATIVE ASSISTANT	33,754	37,313	36,633	37,313	37,313
100-01130-668 CLERK FULL TIME	31,440	31,842	31,842	31,842	31,842
100-01045-668 OVERTIME	-	-	-	-	-
100-02060-668 CAR ALLOWANCE	7,500	7,500	7,500	7,500	7,500
100-02065-668 CELL PHONE ALLOWANCE	1,200	1,200	1,200	1,200	1,200
100-02061-668 LONGEVITY	-	208	208	208	400
100-02000-668 FRINGE BENEFITS	46,661	52,478	52,478	49,815	56,178

TOTAL PERSONNEL SERVICES 157,667 167,553 166,873 164,890 171,445

SUPPLIES:

100-03100-668 OFFICE SUPPLIES	-	-	-	-	-
100-03110-668 POSTAGE	-	1	1	-	-
100-03120-668 OPERATING SUPPLIES	9,967	10,375	9,806	4,250	4,250

TOTAL SUPPLIES 9,967 10,376 9,807 4,250 4,250

OTHER SERVICES AND CHARGES:

100-04200-668 TRAININGS	-	-	-	-	-
100-04200-668 UTILITIES (ELECTRICITY/TELEPHONE)	-	-	-	-	-
100-04222-668 PHONE	4,249	4,500	4,500	4,500	4,000
100-4223-668 CELL PHONES	-	-	-	-	1,000
100-04224-668 ELECTRICITY	1,067	1,200	652	1,200	800
100-04226-668 WATER	573	700	700	700	700
PRINTING & BINDING	-	-	-	-	-
ADVERTISING	-	-	-	-	-
MILEAGE	-	-	-	-	-
100-04261-668 TRAVEL	3,593	5,800	5,343	5,800	5,800
100-04410-668 VEHICLE REPAIR	22	2,654	2,654	2,654	2,654
100-04420-668 FUEL AND OIL	829	1,200	695	1,200	900
100-04520-668 REPAIRS AND MAINTENANCE BLDG	-	500	-	500	-
100-04525-668 MAINTENANCE CONTRACTS	-	500	-	500	-
100-04580-668 LEASE AGREEMENTS	-	-	-	-	-
RENTAL	-	-	-	-	-
DUES	-	-	-	-	-

TOTAL OTHER SERV. AND CHARGES 10,331 17,054 14,544 17,054 15,854

CAPITAL OUTLAY

100-08130-668 BUILDING REPAIRS	-	-	-	-	-
100-08131-668 IMPROVEMENT	-	-	-	-	-
100-08100-668 MACHINERY & EQUIPMENT 5000+	-	-	-	-	-
100-08101-668 MACHINERY & EQUIPMENT 0-4999.99	-	-	-	-	-

TOTAL CAPITAL OUTLAY - - - - -

TOTAL DEPARTMENT EXPENDITURES 177,666 194,983 191,224 186,194 191,549

**COUNTY OF MAVERICK
ANNUAL BUDGET - GENERAL FUND
2025 - 2026 ADOPTED (UNAUDITED / UNADJUSTED / NOT GAAP)**

23-24 ACTUAL	24-25 BUDGETED	PRO-FORMA ENDING 9.30.25	REQUESTED 25-26	ADOPTED 25-26
	as of 6.30.25	as of 6.30.24		

684: NON - DEPARTMENTAL

PERSONNEL SERVICES:

DIRECTOR	-	-	-	-
100-01130-684 CLERK	-	-	-	-
PART TIME	-	-	-	-
TEMPORARY EMPLOYEES	-	-	-	-
100-01045-684 OVERTIME	-	-	-	-
100-02051-684 LONGEVITY	-	-	-	-
100-02000-684 FRINGE BENEFITS	-	-	-	-
TOTAL PERSONNEL SERVICES	-	-	-	-

SUPPLIES


100-03100-684 STATION	-	-	-	-
100-03110-684 POSTAGE	-	-	-	-
100-03120-684 OPERATING SUPPLIES	7,830	35,000	22,903	35,000
TOTAL SUPPLIES	7,830	35,000	22,903	35,000

OTHER SERVICES AND CHARGES:

TRAINING	-	-	-	-
100-04200-684 UTILITY	-	-	-	-
100-04222-684 PHONE	7,226.12	8,000.00	6,689.19	8,000.00
100-04223-684 CELL PHONES	-	-	-	-
100-04224-684 ELECTRICITY	32,510.55	42,900.00	33,119.40	42,900.00
100-04226-684 WATER	7,775.28	12,000.00	8,053.49	12,000.00
100-04261-684 TRAVEL	-	-	-	-
100-04420-684 VEH. FUEL & OIL	-	-	-	10,000
100-04264-684 MILEAGE	-	-	-	-
100-04430-684 COMM-RADIOS	-	-	-	-
100-04520-684 REPAIRS AND MAINTENANCE BLDG	-	2,000.00	-	2,000.00
100-04525-684 MAINTENANCE CONTRACTS	-	30,000.00	25,706.67	30,000.00
100-04550-684 RENTAL	-	-	-	-
100-04810-684 DUES	-	-	-	-
UNIFORMS	-	-	-	-
100-08305-684 EOC EXPENDITURE-CITY OF EAGLE PASS	-	20,000.00	-	20,000.00
100-08306-684 PURCHASING DEPARTMENT FUND	-	916.00	-	263,916.00
100-04123-684 ECONOMIC DEVELOPMENT STUDY	-	-	-	-
100-03202-684 UNREIMBURSABLE GRANT COST	-	-	-	-
TOTAL OTHER SERV. AND CHARGES	47,512	115,816	73,569	378,816

CAPITAL OUTLAY

100-06100-684 MACHINERY & EQUIPMENT 5000+	7,139	8,250	-	8,250
100-06101-684 MACHINERY & EQUIPMENT 0-4999.99	-	-	-	-
100-04584-684 PROPERTY ACQUISITION BUILDING	-	-	-	-
TOTAL CAPITAL OUTLAY	7,139	8,250	-	8,250
TOTAL DEPARTMENT EXPENDITURES	62,481	159,066	96,471	422,066



COUNTY OF MAVERICK
ANNUAL BUDGET - GENERAL FUND
2025 - 2026 ADOPTED (UNAUDITED / UNADJUSTED / NOT GAAP)

23-24 ACTUAL	24-25 BUDGETED as of 6.30.25	PRO-FORMA ENDING 9.30.25 as of 6.30.24	REQUESTED 25-26	ADOPTED 25-26
-----------------	------------------------------------	--	--------------------	------------------

2 F/T EMPLOYEE

685: PCT 3 ADMIN OFFICE

Commissioner Olga Ramos

PERSONNEL SERVICES:

100-01010-685 ELECTED OFFICIAL	37,013	37,012	37,012	37,012	37,012
100-01110-685 ASSISTANT	48,682	52,666	51,131	48,682	53,580
100-01060-685 TEMP EXTRA HELP	-	-	-	-	-
100-01045-685 OVERTIME	-	-	-	-	-
100-02060-685 CAR ALLOWANCE	7,500	7,500	7,341	7,500	7,500
100-02065-685 CELL PHONE ALLOWANCE	1,200	1,200	1,175	1,200	1,200
100-02051-685 LONGEVITY	-	2,190	2,190	2,190	2,370
100-02000-685 FRINGE BENEFITS	35,770	39,032	39,238	37,256	42,316
TOTAL PERSONNEL SERVICES	130,164	139,600	138,086	133,840	143,978

SUPPLIES:

100-03100-685 OFFICE SUPPLIES	-	-	-	-	-
100-03110-685 POSTAGE	-	-	-	-	-
100-03120-685 OPERATING SUPPLIES	1,511	2,672	2,672	3,000	2,700
TOTAL SUPPLIES	1,511	2,672	2,672	3,000	2,700

OTHER SERVICES AND CHARGES:

<u>TRAINING</u>					
100-04200-685 UTILITY	-	-	-	-	-
100-04222-685 PHONE	-	-	-	-	-
100-04224-685 ELECTRICITY	-	-	-	-	-
100-04226-685 WATER	-	-	-	-	-
100-04261-685 TRAVEL	2,557	3,028	2,636	2,700	2,700
100-04264-685 MILEAGE	1,202	1,600	1,413	1,600	1,600
100-04430-685 COMM-RADIOS	-	-	-	-	-
100-04520-685 REPAIRS AND MAINTENANCE BLDG	-	-	-	-	-
100-04420-685 VEHICLE FUEL & OIL	12,369	9,000	6,680	9,000	10,500
100-04525-685 MAINTENANCE CONTRACTS	-	-	-	-	-
100-04550-685 RENTAL	-	-	-	-	-
100-04810-685 DUES	-	-	-	-	-
TOTAL OTHER SERV. AND CHARGES	16,128	13,628	10,729	13,300	14,800

CAPITAL OUTLAY

100-06100-685 MACHINERY & EQUIPMENT 5000+	-	-	-	-	-
100-06101-685 MACHINERY & EQUIPMENT 0-4999.99	869	-	-	-	-
TOTAL CAPITAL OUTLAY	869	-	-	-	-
TOTAL DEPARTMENT EXPENDITURES	148,673	155,900	151,487	150,140	161,478

**COUNTY OF MAVERICK
ANNUAL BUDGET - GENERAL FUND
2025 - 2026 ADOPTED (UNAUDITED / UNADJUSTED / NOT GAAP)**

23-24 ACTUAL	24-25 BUDGETED	PRO-FORMA ENDING 9.30.25	REQUESTED 25-26	ADOPTED 25-26
	as of 6.30.25	as of 6.30.24		

688: FIRE STATION - EMS

PERSONNEL SERVICES:

ASSISTANT	-	-	-	-
TEMP EXTRA HELP	-	-	-	-
OVERTIME	-	-	-	-
LONGEVITY	-	-	-	-
FRINGE BENEFITS	-	-	-	-

TOTAL PERSONNEL SERVICES

SUPPLIES:

OFFICE SUPPLIES	-	-	-	-
POSTAGE	-	-	-	-
OPERATING SUPPLIES	-	-	-	-

TOTAL SUPPLIES

OTHER SERVICES AND CHARGES:

TRAINING	-	-	-	-
UTILITY	-	-	-	-
PHONE	-	-	-	-
ELECTRICITY	-	-	-	-
WATER	-	-	-	-
TRAVEL	-	-	-	-
MILEAGE	-	-	-	-
COMM-RADIOS	-	-	-	-
REPAIRS AND MAINTENANCE BLDG	-	-	-	-
MAINTENANCE CONTRACTS	-	-	-	-
RENTAL	-	-	-	-
DUES	-	-	-	-


TOTAL OTHER SERV. AND CHARGES

CAPITAL OUTLAY

MACHINERY & EQUIPMENT 5000+	-	-	-	-
MACHINERY & EQUIPMENT 0-4999.99	-	-	-	-

TOTAL CAPITAL OUTLAY

TOTAL DEPARTMENT EXPENDITURES



COUNTY OF MAVERICK
 ANNUAL BUDGET - GENERAL FUND
 2025 - 2026 ADOPTED (UNAUDITED / UNADJUSTED / NOT GAAP)

23-24 ACTUAL	24-25 BUDGETED	PRO-FORMA ENDING 9.30.25	REQUESTED 25-26	ADOPTED 25-26
	as of 6.30.25	as of 6.30.24		

690:INTERGV. AGRE. CONTR. SERVICE

OTHER SERVICES AND CHARGES:

100-01095-690 SECURITY	-	-	-	-	-
100-01045-690 OVERTIME	-	-	-	-	-
100-02051-690 LONGEVITY	-	-	-	-	-
100-02051-690 FRINGE BENEFITS	-	-	-	-	-
<hr/>					
TOTAL PERSONNEL SERVICES	-	-	-	-	-
<hr/>					
TRAININGS					
TRAVEL					
MILEAGE					
100-07050-690 FIRE PROTECTION EMS - City of EP	1,265,957	1,265,957	1,265,957	1,265,957	1,315,957
100-07070-690 QUEMADO TRANS OUT	47,037	46,012	46,012	45,052	58,777
100-07075-690 MAVERICK COUNTY HEALTH - Camino Real	-	-	-	-	-
100-07080-690 EAGLE PASS LIBRARY	16,250	15,000	13,333	15,000	13,500
100-07085-690 UTILITY VAR. UNITS	10,312	11,190	11,046	11,190	-
100-07086-690 M.R.G.D.C.	-	8,515	-	8,515	13,000
100-07089-690 CEMETARIES	-	-	-	-	-
100-07090-690 VALLEY CEMETARY	-	-	-	-	-
100-07094-690 ELIMINATED LINE ITEM	-	-	-	-	-
100-07091-690 WATER PLANT	33,698	426,190	419,076	419,076	106,826
100-07095-690 CO. WIDE FIRE HYDR.	2,015	-	30,000	30,000	-
100-07097-690 SWART	-	10,000	10,000	10,000	10,000
100-07066-690 STONE GARDEN REFUND	-	-	-	-	-
JUDICIAL ADMIN. REGION	-	-	-	-	5,346
100-07067-690 VITA	-	3,000	3,000	3,000	3,000
MATCHING - CATALYTIC CONVERTER GRANT	-	-	-	-	59,889
MATCHING - INDIGENT DEFENCE MATCH	-	-	-	-	34,277
MATCHING - AUTO THEFT	-	-	-	-	68,220
<hr/>					
100-08100-690 MACHINERY & EQUIPMENT 5000 +	-	-	-	-	-
100-08101-690 MACHINERY & EQUIPMENT 500-4999	-	-	-	-	-
TOTAL OTHER SERV. AND CHARGES	1,375,269	1,785,854	73,391	1,807,790	1,688,791
<hr/>					
TOTAL DEPARTMENT EXPENDITURES	1,375,269	1,785,854	73,391	1,807,790	1,688,791

**COUNTY OF MAVERICK
ANNUAL BUDGET - GENERAL FUND
2025 - 2026 ADOPTED (UNAUDITED / UNADJUSTED / NOT GAAP)**

23-24 ACTUAL	24-25 BUDGETED	PRO-FORMA ENDING 9.30.25	REQUESTED 25-26	ADOPTED 25-26
	as of 6.30.25	as of 6.30.24		

691:EXP. CONTR. SERVICE

PERSONNEL SERVICES:

100-01095-691 SECURITY	-	-	-	-
100-02000-691 FRN. BEN	-	-	-	-
100-01045-691 OVERTIME	-	-	-	-
100-02051-691 LONGEVITY	-	-	-	-

TOTAL OTHER SERV. AND CHARGES

OTHER EXPENDITURES

TRAINING	-	-	-	-
TRAVEL	-	-	-	-
MILEAGE	-	-	-	-
100-04810-691 DUES	-	-	-	-
100-04120-691 PROFESSIONAL SERVICES	282,939	450,000	188,333	450,000
100-04950-691 PROPERTY PAYMENTS - AIRPORT	-	-	-	-
100-06193-691 HEALTH INSURANCE CLAIMS	217,387	-	-	75,000
100-08150-691 APPRAISAL DISTRICT	437,339	459,205	451,999	459,205
100-08200-691 PROPERTY, AUTO & EQUIPMENT INSURANCE	612,603	717,525	717,525	700,000
WORKERS COMP. EXCESS	-	-	-	-
100-08201-691 LAW ENFORCEMENT, PUBLIC OFFICIALS AND C	209,135	275,000	275,000	275,000
100-08220-691 PAUPER BURIALS	25,722	25,000	23,857	25,000
100-08215-691 FUND DEFICIT REDUCTION	-	127,244	-	353,383
100-09170-691 PRINCIPAL ENERGY CONSERVATION	164,936	165,206	165,206	165,206
100-08250-691 INTEREST ENERGY CONSERVATION	31,945	31,675	29,042	31,675
PRINCIPAL	-	-	-	-
INTEREST	-	-	-	-
EMERGENCIES	-	-	-	-
100-08217-691 MISSION BORDER HOPE - VISTA Program	-	-	-	-
100-08216-691 JUDGEMENTS TO PAY	-	-	-	-
TOTAL OTHER EXPENDITURES	2,039,233	2,250,855	1,850,772	2,534,469
TOTAL OTHER EXPENSES	2,039,233	2,250,855	1,850,772	2,534,469

COUNTY OF MAVERICK
ANNUAL BUDGET - GENERAL FUND
2025 - 2026 ADOPTED (UNAUDITED / UNADJUSTED / NOT GAAP)

23-24 ACTUAL	24-25 BUDGETED as of 6.30.25	PRO-FORMA ENDING 9.30.25 as of 6.30.24	REQUESTED 25-26	ADOPTED 25-26
-----------------	------------------------------------	--	--------------------	------------------

100: MATCHING FUNDS

OTHER SERVICES AND CHARGES:

100-08270-700 TRANSFER OUT - RECORDS MGMT F269	162,066	168,281	168,281	163,842	125,018
100-08289-700 TRANSFER OUT - TO PAID F269 DUE TO'S	-	-	-	-	-
100-09100-700 CSA MATCHING FUNDS	-	-	-	-	-
100-08291-700 VIOLENT CRIMES AGAINST WOMEN MATCH	-	-	-	-	-
100-08292-700 VIOLENT CRIMES AGAINST WOMEN	-	-	-	-	-
100-08279-700 MAV CO. BODY WORN CAMERA MATCH	-	-	-	-	-
100-08281-700 TRANS OUT MAV CO. BODY WORN CAMERA	-	-	-	-	-
100-08282-700 SOLID SASTE LITTER & ILLEGAL DUMP	-	-	-	-	-
100-09120-700 PLANNING GRANT	-	-	-	-	-
100-08261-700 TRANSFER OUT 271	-	25,000	25,000	25,000	25,000
100-08271-700 TRANSFER OUT - CERTZ F404	-	-	-	-	-
100-08273-700 TRANSFER OUT - PRE DISASTER GRANT	-	-	-	-	-
100-08274-700 TRANSFER OUT PAYROLL	-	-	-	-	-
100-08272-700 TRANSFER OUT STONE GARDEN DIMMIT	-	-	-	20,515	-
100-08276-700 TRANSFER OUT - BORDER STAR LBSP	-	20,515	20,515	-	-
100-08277-700 TRANSFER OUT - BORDER STAR MATCH LBSP	-	-	-	-	-
100-09230-700 TRANSFER OUT - BORDER STAR	-	-	-	-	-
100-08284-700 COLONIAL GRANT TRANSFER OUT	-	-	-	-	-
100-08285-700 COLONIAL GRANT	-	-	-	-	-
100-09130-700 NUTRITION MATCHING FUND	-	-	-	-	-
100-08288-700 G#3287101 CONVERSION TO NATIONAL INCIDE	169,986	57,310	57,310	47,533	451,144
100-08287-700 BULLET PROOF VEST GRANT	-	-	-	-	-
100-08288-700 TRANSFER IN/OUT FY2017 OPSG - STONE GARI	-	-	-	-	-
100-08288-700 TRANSFER IN/OUT FY2018 OPSG - STONE GARI	-	-	-	-	-
100-08289-700 TRANSFER IN/OUT OCEDEF-ORGANIZED CRIME DR	-	-	-	-	-
100-08295-700 TRANSFER OUT - ZIKA DEPT OF HEALTH	-	-	-	-	-
100-08301-700 TRANSFER OUT - BPU GRANT	65,752	3,829	3,829	-	145,320
100-08302-700 TRANSFER OUT	129,162	-	-	82,735	-
100-08296-700 TRANSFER OUT - MAV CTY CRIMINAL JUSTICE	-	-	-	-	-
100-08297-700 TRANSFER OUT - CDBG GRANT G#7218115 MA1	-	-	-	-	-
100-08298-700 TRANSFER OUT - AIRPORT	905	15,330	15,330	15,414	406,024
100-08283-700 TRANSFER OUT - SELF HELP CENTER	-	-	-	-	-
100-08264-700 TRANSFER OUT - PCT 4 SHERIFF SUBSTATION	-	-	-	-	-
TRANSFER OUT - MAVERICK CTY INTL BRIDGE	-	-	-	-	-
100-08293-700 TRANSFER OUT - WATER PLANT EXPANSION	-	-	-	-	-
100-08280-700 TRANSFER OUT - ROAD & BRIDGE	3,268,361	2,862,895	2,862,895	2,843,606	2,543,351
TRANSFER OUT-R&B AUCTION FY24	-	-	-	-	152,808
100-08294-700 TRANSFER IN/OUT	3,725	-	-	-	-
100-01000-700 TRANSFER OUT - OLS	417,078	527,713	527,713	-	-
100-08307-700 TRANSFER OUT - SB 22 COUNTY ATTORNEY	-	123,688	-	123,688	63,497
TRANSFER OUT - SB 22 DISTRICT ATTORNEY	-	-	-	-	69,788
TRANSFER OUT - SB 22 SHERIFF/CONSTABLES	-	-	-	-	128,069
100-08299-700 TRANSFER IN/OUT LANDFILL CLOSURE/POSTCLOSL	-	400,000	400,000	400,000	400,000
100-08275-700 TRANSFER OUT - I&S	-	-	-	-	-
100-08265-700 TRANSFER OUT - CORONAVIRUS RELIEF FUND	-	-	-	-	-
100-08266-700 TRANSFER OUT - PUBLIC ASSISTANCE PROGRAM	-	-	-	-	-
100-08267-700 TRANSFER OUT - LAW LIBRARY F117	-	-	-	-	-
100-08308-700 TRANSFER OUT - MAV CNTY HOUSING FIN CORP	-	84,594	82,591	84,346	92,437
100-08309-700 TRANSFER OUT - CATALYTIC CONVERTER GRANT	-	165,696	165,696	15,548	-
TRANSFER OUT - INDIGENT DEFENCE MATCH	-	-	-	-	-
100-08303-700 RIFLE RESISTANT BODY	24,099	-	-	-	-
TRANSFER OUT - CYBERSECURITY	-	-	-	-	17,438
100-08304-700 MAV CTY EP BORDER EO	12,007	-	8,515	-	-
TRANSFER OUT - AUTO THEFT	-	-	-	-	-
100-09271-700 EOC	-	-	-	-	-
TOTAL OTHER SERV. AND CHARGES	4,253,143	4,454,851	4,337,675	3,822,027	4,619,894
TOTAL DEPARTMENT EXPENDITURES	4,253,143	4,454,851	4,337,675	3,822,027	4,619,894

**COUNTY OF MAVERICK
ANNUAL BUDGET - GENERAL FUND
2025 - 2026 ADOPTED (UNAUDITED / UNADJUSTED / NOT GAAP)**

23-24 ACTUAL	24-25 BUDGETED	PRO-FORMA ENDING 9.30.25	REQUESTED 25-26	ADOPTED 25-26
-----------------	-------------------	-----------------------------	--------------------	------------------

2 FT EMPLOYEES

820:PLANNER DEPARTMENT

PERSONNEL

	23-24 ACTUAL	24-25 BUDGETED	PRO-FORMA ENDING 9.30.25	REQUESTED 25-26	ADOPTED 25-26
100-01060-820-0-000 TEMPORARY OR EXTRA HELP	-	-	-	-	-
100-01030-820-0-000 DEPT HEAD	38,074	59,779	58,433	59,779	59,779
100-01130-820-0-000 PLANNER CLERKS	-	31,842	31,768	31,842	31,842
100-04100-820-0-000 SEPTIC INSPECTOR	-	-	-	-	-
100-04120-820-0-000 HEALTH INSPECTOR	-	-	-	-	-
100-01045-820-0-000 OVERTIME	159	-	-	-	-
100-02065-820-0-000 CEL ALLOWANCE	-	-	-	-	-
100-02051-820-0-000 LONGEVITY	-	1,455	1,455	963	1,815
100-02000-820-0-000 FRINGE BENEFITS	11,334	37,873	37,873	36,097	40,448
TOTAL PERSONNEL SERVICES	49,567	130,949	129,529	128,681	133,884

SUPPLIES

100-03100-820-0-000 STATION	-	-	-	4,000	500
100-03110-820-0-000 POSTAGE	716	2,587	-	-	-
100-03120-820-0-000 OPERATING SUPPLIES	3,847	3,000	2,891	3,000	3,000
TOTAL SUPPLIES	4,562	5,587	2,891	7,000	3,500

OTHER SERVICES AND CHARGES


100-04015-820-0-000 TRAINING	-	75	-	-	-
100-04120-820-0-000 PROFESSIONAL SERVICES	-	-	-	-	-
100-04200-820-0-000 UTILITY	-	-	-	-	-
100-04222-820-0-000 PHONE / INTERNET	748	1,000	1,000	1,000	2,200
100-04223-820-0-000 CEL PHONE	2,188	1,771	1,771	1,500	1,800
100-04251-820-0-000 TRAVEL	-	488	488	-	500
100-04254-820-0-000 MILEAGE	-	4,500	2,410	-	-
100-04420-820-0-000 VEHICLE FUEL & OIL	1,451	2,329	2,329	2,600	1,400
100-04410-820-0-000 VEHICLE REPAIRS	345	1,000	984	500	500
100-04550-820-0-000 RENTAL	-	-	-	-	-
100-04560-820-0-000 FLOOD DRAIN IMPR.	-	-	-	-	-
100-04587-820-0-000 CONSTRUCTION	-	-	-	-	-
100-04580-820-0-000 LEASE AGREEMENT	-	-	-	-	-
100-08200-820-0-000 PROPERTY INSURANCE	-	-	-	-	-
100-08202-820-0-000 SEPTIC INSPECTOR CONTRACT	-	6,000	-	6,000	-
100-04568-820-0-000 IMPROVEMENTS-ENGINEER STUDIES W/CITY	20,059	35,000	-	40,000	40,000
100-04127-820-0-000 ENGINEERING SERVICES - ALL PCT	15,400	70,000	70,000	-	40,000
TOTAL OTHER SER. AND CHARGES	24,791	122,088	78,983	51,600	86,400

CAPITAL OUTLAY

100-06130-820-0-000 BUILDING REPAIRS	-	-	-	-	-
100-06131-820-0-000 IMPROVEMENT	-	-	-	-	100,000
100-06100-820-0-000 MACHINERY & EQUIPMENT 5000+	-	-	-	-	-
100-06101-820-0-000 MACHINERY & EQUIPMENT 0-4999.99	-	5,000	5,000	-	-
BUILDING	-	-	-	-	-
TOTAL CAPITAL OUTLAY	-	5,000	5,000	-	100,000

TOTAL PLANNING EXPENDITURES

94,321	283,699	216,203	187,281	323,784
---------------	----------------	----------------	----------------	----------------



23-24 ACTUAL	24-25 BUDGETED	PRO-FORMA ENDING 9.30.25	REQUESTED 25-26	ADOPTED 25-26
	as of 6.30.25	as of 6.30.24		

1 FTE EMPLOYEE

820-005: GRANTS DIVISION

PERSONNEL SERVICES:

100-01169-820-005 GRANTS ADMINISTRATOR	30,376	63,000	63,000	63,000	63,000
100-01169-820-005 GRANTS SPECIALIST	14,706	-	-	-	-
OVERTIME	-	-	-	-	-
100-02051-820-005 LONGEVITY	-	320	320	-	224
100-02010-820-005 FRINGE BENEFITS	17,243	22,259	22,259	21,371	23,395
TOTAL PERSONNEL SERVICES	62,326	85,579	85,579	84,371	86,619

SUPPLIES:

STATION	-	-	-	-	-
POSTAGE	-	-	-	-	-
PRINTING & BINDING	-	-	-	-	-
OPERATING SUPPLIES	-	-	-	-	-
PROF SERVICES	-	-	-	-	-
BANK FEES	-	-	-	-	-
TOTAL SUPPLIES	-	-	-	-	-


OTHER SERVICES AND CHARGES:

TRAINING	-	-	-	-	-
UNIFORMS	-	-	-	-	-
UTILITIES (TELEPHONE)	-	-	-	-	-
TRAVEL	-	-	-	-	-
MILEAGE	-	-	-	-	-
RENTAL	-	-	-	-	-
VEHICLE REPAIR	-	-	-	-	-
FUEL AND OIL	-	-	-	-	-
DUES	-	-	-	-	-
TOTAL OTHER SERV AND CHARGES	-	-	-	-	-

CAPITAL OUTLAY

MACHINERY & EQUIPMENT 5000+	-	-	-	-	-
MACHINERY & EQUIPMENT 0-4999.99	-	-	-	-	-
OTHER CONTR. SERV.	-	-	-	-	-
TOTAL CAPITAL OUTLAY	-	-	-	-	-

TOTAL GRANT DIVISION EXPENDITURES	62,326	85,579	85,579	84,371	86,619
--	---------------	---------------	---------------	---------------	---------------




23-24 ACTUAL	24-25 BUDGETED	PRO-FORMA ENDING 9.30.25	REQUESTED 25-26	ADOPTED 25-26
-----------------	-------------------	-----------------------------	--------------------	------------------

2 FTE EMPLOYEE

820-002: ANIMAL CONTROL

	as of 6.30.25	as of 6.30.24			
PERSONNEL SERVICES:					
100-01135-820-002 VECTER CONTROL	39,764	37,584	37,313	37,584	37,584
100-01033-820-002 VECTER CONTROL SUPERVISOR	-	39,000	21,550	39,000	38,983
SECRETARY	-	-	-	-	-
100-01045-820-002 OVERTIME	-	2,898	2,898	-	-
100-02051-820-002 LONGEVITY	-	128	128	-	272
100-02010-820-002 FRINGE BENEFITS	19,752	40,965	29,858	39,189	41,969
TOTAL PERSONNEL SERVICES	59,516	120,575	91,747	115,773	118,808
SUPPLIES:					
100-03100-820-002 STATION	-	-	-	-	-
100-03110-820-002 POSTAGE	-	-	-	-	-
PRINTING & BINDING	-	-	-	-	-
100-03120-820-002 OPERATING SUPPLIES	6,460	3,925	3,925	5,000	5,000
PROF SERVICES	-	-	-	-	-
BANK FEES	-	-	-	-	-
TOTAL SUPPLIES	6,460	3,925	3,925	5,000	5,000
OTHER SERVICES AND CHARGES:					
TRAINING	-	-	-	-	-
UNIFORMS	-	-	-	-	-
UTILITIES (TELEPHONE)	-	-	-	-	-
100-04261-820-002 TRAVEL	188	800	800	800	800
100-04264-820-002 MILEAGE	-	162	162	-	-
RENTAL	-	-	-	-	-
100-04410-820-002 VEHICLE REPAIR	1,124	1,000	1,000	-	-
FUEL AND OIL	-	-	-	-	-
DUES	-	-	-	-	-
TOTAL OTHER SERV. AND CHARGES	1,310	1,962	1,162	800	800
CAPITAL OUTLAY					
MACHINERY & EQUIPMENT 5000+	-	-	-	-	-
MACHINERY & EQUIPMENT 0-4999.99	-	-	-	-	-
100-04567-820-002 CONSTRUCTION	-	100,000	-	100,000	100,000
OTHER CONTR. SERV.	-	-	-	-	-
TOTAL CAPITAL OUTLAY	-	100,000	-	100,000	100,000
TOTAL VECTOR CONTROL EXPENDITURES	67,285	226,461	96,834	221,573	224,608




23-24 ACTUAL	24-25 BUDGETED	PRO-FORMA ENDING 9.30.25	REQUESTED 25-26	ADOPTED 25-26
-----------------	-------------------	-----------------------------	--------------------	------------------

3 F/T EMPLOYEES

820-003: PARKS AND FACILITIES MAINTENANCE

	23-24 ACTUAL	24-25 BUDGETED	PRO-FORMA ENDING 9.30.25	REQUESTED 25-26	ADOPTED 25-26
PERSONNEL SERVICES:					
100-01033-820-003 DEPARTMENT HEAD SUPERVISOR	51,692	49,963	49,963	49,963	49,963
100-01034-820-003 LABOR	47,985	41,109	31,825	63,684	63,684
100-02051-820-003 LONGEVITY	-	224	224	224	416
100-02010-820-003 FRINGE BENEFITS	40,806	56,619	41,469	756	59,264
TOTAL PERSONNEL SERVICES	140,484	147,915	123,480	114,627	173,327
SUPPLIES:					
STATION					
100-07034-820-003 LAKE	37,700	40,000	40,000	40,000	40,000
100-04226-820-003 WATER	52,978	76,500	74,470	48,000	74,470
100-04224-820-003 ELECTRICITY	31,047	32,000	25,786	32,000	28,000
100-04222-820-003 PHONE / INTERNET	-	1,500	804	-	-
100-04223-820-003 CEL. PHONES	-	-	-	-	-
100-03135-820-003 PRINTING & BINDING	-	-	-	-	-
100-03120-820-003 OPERATING SUPPLIES	47,087	168,000	153,536	220,000	180,000
OPERATING SUPPLIES PCT 1	-	-	-	-	-
OPERATING SUPPLIES PCT 2	-	-	-	-	-
OPERATING SUPPLIES PCT 3	-	-	-	-	-
OPERATING SUPPLIES PCT 4	-	-	-	-	-
100-04155-820-003 PROF SERVICES BANK FEES	-	-	-	-	-
TOTAL SUPPLIES	168,212	318,000	293,996	340,000	322,470
OTHER SERVICES AND CHARGES					
TRAINING	-	-	-	-	-
UNIFORMS	-	-	-	-	-
UTILITIES (TELEPHONE)	-	-	-	-	-
TRAVEL OUT OF TOWN	-	-	-	-	-
MILEAGE	-	-	-	-	-
RENTAL	-	-	-	-	-
100-04410-820-003 VEHICLE REPAIR	-	2,100	1,686	-	-
100-04420-820-003 FUEL AND OIL	3,014	5,000	4,888	-	-
100-04530-820-003 TIRE REMOVAL	27,831	-	-	-	-
100-04525-820-003 MAINTENANCE CONTRACT	142,093	341,000	341,000	341,000	341,000
100-04520-820-003 REPAIRS AND MAINTENANCE BUILDING	-	30,000	24,316	-	-
HISTORICAL JAIL RENOVATION	-	-	-	-	-
LEASE AGREEMENT	-	-	-	-	-
DUES	-	-	-	-	-
TOTAL OTHER SERV. AND CHARGES	172,929	378,100	371,888	341,000	341,000
CAPITAL OUTLAY					
MACHINERY & EQUIPMENT 5000+	-	-	-	-	-
MACHINERY & EQUIPMENT 0-4999.99	-	-	-	-	-
PCT 1 MACHINERY & EQUIPMENT 5000+	-	-	-	-	-
PCT 1 MACHINERY & EQUIPMENT 0-4999.99	-	-	-	-	-
PCT 2 MACHINERY & EQUIPMENT 5000+	-	-	-	-	-
PCT 2 MACHINERY & EQUIPMENT 0-4999.99	-	-	-	-	-
PCT 3 MACHINERY & EQUIPMENT 5000+	-	-	-	-	-
PCT 3 MACHINERY & EQUIPMENT 0-4999.99	-	-	-	-	-
PCT 4 MACHINERY & EQUIPMENT 5000+	-	-	-	-	-
PCT 4 MACHINERY & EQUIPMENT 0-4999.99	-	-	-	-	-
PROPERTY INSURANCE	-	-	-	-	-
BUILDING	-	-	-	-	-
100-06131-820-003 IMPROVEMENTS	-	30,000	7,535	-	-
TOTAL CAPITAL OUTLAY	-	30,000	7,535	-	-
TOTAL PARK FACILITIES EXPENDITURES	481,624	874,015	796,899	795,627	836,797




23-24 ACTUAL	24-25 BUDGETED	PRO-FORMA ENDING 9.30.25	REQUESTED 25-26	ADOPTED 25-26
-----------------	-------------------	-----------------------------	--------------------	------------------

4 F/T EMPLOYEES

820-004: CODE ENFORCEMENT

	as of 6.30.25	as of 6.30.24			
PERSONNEL SERVICES:					
100-01152-820-004 CODE ENFORCEMENT	46,554	90,000	66,417	90,000	134,997
100-01133-820-004 BUILDING INSPECTOR	46,558	45,000	45,000	45,000	45,000
SECRETARY	-	-	-	-	-
100-01045-820-004 OVERTIME	-	-	-	-	-
100-02051-820-004 LONGEVITY	-	176	176	-	584
100-02000-820-004 FRINGE BENEFITS	777,539	4,893,768	7,122,639	564,963	90,756
TOTAL PERSONNEL SERVICES	870,650	5,028,944	7,234,233	699,963	271,337
SUPPLIES:					
STATION	-	-	-	-	-
POSTAGE	-	-	-	-	-
100-03135-820-004 PRINTING & BINDING	320	1,000	-	1,000	-
100-03120-820-004 OPERATING SUPPLIES	3,045	5,000	3,880	5,000	4,000
PROF SERVICES	-	-	-	-	-
BANK FEES	-	-	-	-	-
TOTAL SUPPLIES	3,365	6,000	3,880	6,000	4,000
OTHER SERVICES AND CHARGES:					
100-04015-820-004 TRAINING	-	-	-	-	-
UNIFORMS	-	-	-	-	-
UTILITIES (TELEPHONE)	-	-	-	-	-
TRAVEL OUT OF TOWN	-	-	-	-	-
100-04264-820-004 MILEAGE	-	-	-	-	-
RENTAL	-	-	-	-	-
VEHICLE REPAIR	-	-	-	-	-
100-04580-820-004 LEASE MAINTENANCE AGREEMENT	14,648	15,088	-	15,088	-
100-04420-820-004 FUEL AND OIL	-	-	-	-	1,200
DUES	-	-	-	-	-
TOTAL OTHER SERV. AND CHARGES	14,648	15,088	-	15,088	1,200
CAPITAL OUTLAY					
MACHINERY & EQUIPMENT 5000+	-	-	-	-	-
MACHINERY & EQUIPMENT 0-4999.99	-	-	-	-	-
OTHER CONTR. SERV.	-	-	-	-	-
TOTAL CAPITAL OUTLAY	-	-	-	-	-
TOTAL CODE ENFORCEMENT EXPENDITURES	888,663	5,050,032	7,238,113	721,051	276,537
TOTAL DEPARTMENT EXPENDITURES	5,515,310	10,683,532	12,500,197	5,575,240	5,767,076



**COUNTY OF MAVERICK
ANNUAL BUDGET - GENERAL FUND
2025 - 2026 ADOPTED (UNAUDITED / UNADJUSTED / NOT GAAP)**

23-24 ACTUAL	24-25 BUDGETED	PRO-FORMA ENDING 9.30.25	REQUESTED 25-26	ADOPTED 25-26
-----------------	-------------------	-----------------------------	--------------------	------------------

970: ECONOMIC DEVELOPMENT

PERSONNEL

100-01010-970 ASSISTANT				
100-02065-970 CEL ALLOWANCE				
100-02051-970 LONGEVITY				
100-02000-970 FRINGE BENEFITS				

TOTAL PERSONNEL SERVICES

SUPPLIES

100-03100-970 STATION				
100-03110-970 POSTAGE				
100-03120-970 OPERATING SUPPLIES	1,287			

TOTAL SUPPLIES

OTHER SERVICES AND CHARGES

TRAINING				
100-04200-970 UTILITY				
TRAVEL				
100-04264-970 MILEAGE				
100-04420-970 VEHICLE FUEL & OIL				

TOTAL OTHER SER. AND CHARGES

CAPITAL OUTLAY


100-06130-970 BUILDING REPAIRS				
100-06131-970 IMPROVEMENT				
100-06100-970 MACHINERY & EQUIPMENT 5000+				
100-06101-970 MACHINERY & EQUIPMENT 0-4999.99				
BUILDING				

TOTAL CAPITAL OUTLAY

TOTAL GENERAL FUND EXPENDITURES

100-04975-411 ISSUE COST / FEES				
100-08250-411 INTEREST EXPENSE				
100-04155-410 BANK FEES	1,100		797	1,000
100-03180-410 SHORTAGE				

TOTAL GENERAL FUND



**COUNTY OF MAVERICK
OTHER FUNDS
BUDGET SUMMARY
2025 - 2026 ADOPTED (UNAUDITED / UNADJUSTED / NOT GAAP)**


Page #	Fund #		Revenues	PERSONNEL SERVICES	SUPPLIES	OTHER SERVICES	SUBTOTAL	CAPITAL OUTLAY	BUDGET
67	110	110:NUTRITION	987,018	590,688	333,250	63,080	987,018	0	987,018
69	112	112:ROAD AND BRIDGE	4,521,312	2,660,660	880,500	822,350	4,363,510	157,802	4,521,312
72	117	117:LAW LIBRARY	743,889	0	0	743,889	743,889	0	743,889
73	120	120:COUNTY RECORDS PRESERVATION	95,840	0	95,840	0	95,840	0	95,840
74	124	124:COUNTY FAMILY PROTECTION ACCT	15,300	0	15,300	0	15,300	0	15,300
75	125	125:JUDICIAL EFFICIENCY OF COURTS	1,284	0	1,284	0	1,284	0	1,284
76	126	126:COUNTY CLERK RECORDS MGMT AND PRESER	492,663	0	492,663	0	492,663	0	492,663
77	127	127:CONTINUING EDUCATION JUDGE & STAFF	2,431	0	2,431	0	2,431	0	2,431
78	130	130:COURT INITIATED GUARDIANSHIP	5,127	0	5,127	0	5,127	0	5,127
79	131	131:VITAL STATISTICS	69,324	0	69,324	0	69,324	0	69,324
80	132	132: E-FILE - DISTRICT CLERK	777	0	0	777	777	0	777
81	164	164 ABANDONED VEHICLES	0	0	0	0	0	0	0
82	172	172 COURT RECORDS ARCHIVE FEE - DISTRICT CLERK	14,324	0	14,324	0	14,324	0	14,324
83	173	173 COUNTY CLERK RECORDS ARCHIVE ACCOUNT	4,230	0	4,230	0	4,230	0	4,230
84	174	174:BORDER PROSECUTION UNIT	147,182	147,182	0	0	147,182	0	147,182
86	180	180:UTILITY WATER PLANT FUND	895,594	427,317	203,700	221,350	852,367	43,227	895,594
88	183	183: PARKLAND FEES	27,457	0	27,457	0	27,457	0	27,457
89	200	200:AIRPORT FUND	826,318	154,244	6,000	666,074	826,318	0	826,318
90	240	240:HEALTH DEPARTMENT	0	0	0	0	0	0	0
91	267	267:TECHNOLOGY FEES	16,754	0	0	16,754	16,754	0	16,754
92	268	268:DISTRICT CLERK RECORDS MGMT AND PRESER	26,712	0	26,712	0	26,712	0	26,712
93	269	269:RECORDS MANAGEMENT	211,096	206,046	4,000	1,050	211,096	0	211,096
94	270	270: COUNTY AND DISTRICT CLERK TECHNOLOGY FU	292,800	0	3,134	0	3,134	0	3,134
95	271	271:COURTHOUSE SECURITY FUND	292,800	0	0	292,800	292,800	0	292,800
96	272	272 CONSTRUCTION IN PROGRESS - WATER PLANT EXPANSION	0	0	0	0	0	0	0
97	280	280: LANDFILL WASTE / CRIMINAL DETENTION	4,400,000	0	0	4,400,000	4,400,000	0	4,400,000
98	293	293:INTEREST AND SINKING	4,698,780	0	0	3,416,130	3,416,130	0	3,416,130
99	338	338: TAX NOTES 2019	0	0	0	0	0	0	0
100	339	339: CERTIFICATE OF OBLIGATION SERIES 2021	1,063,557	0	0	1,063,557	1,063,557	0	1,063,557
102	389	389: LBSP	0	0	0	0	0	0	0
103	408	408: COLONIAL GRANT #7218065	0	0	0	0	0	0	0
104	411	411: ZIKA PROJECT	0	0	0	0	0	0	0
105	412	412: CDBG GRANT G#7218115	0	0	0	0	0	0	0
106	413	413: SELF HELP CENTER	198,981	0	0	198,981	198,981	0	198,981
107	414	414: CORONAVIRUS RELIEF FUND	0	0	0	0	0	0	0
108	415	415: PUBLIC ASSISTANCE PROGRAM (PA) FUND	0	0	0	0	0	0	0
109	416	416: EMERGENCY SERVICES-SELF HELP FUND	0	0	0	0	0	0	0
110	417	417: PCT 4 SHERIFF SUBSTATION	0	0	0	0	0	0	0
111	418	418: CERT OF OBLIGATION SERIES 2020	0	0	0	0	0	0	0
112	419	419: CENTER FOR TECH&CIVIC LIFE	0	0	0	0	0	0	0
117	425	425: HOTEL TAX	103	0	103	0	103	0	103
118	426	426: CARDIOVASCULAR DISEASE	11,627	0	0	11,627	11,627	0	11,627
119	427	427: TRINATIONAL EPIDEMIOLOGY	6,495	0	0	6,495	6,495	0	6,495
122	430	430: AIRPORT TXDOT AVIATION RAMP GRANT	16,122	0	0	16,122	16,122	0	16,122
123	432	432: OPERATION LONE STAR - 501 CONSTBLE PCT 2 -	0	0	0	0	0	0	0
127	450	450 QUEMADO COMMUNITY FUND	100,628	49,294	0	0	49,294	0	49,294
129	451	451: SB 22 - COUNTY ATTORNEY	0	0	0	0	0	0	0
130	452	452 SB22 - DISTRICT ATTORNEY	69,788	69,788	0	0	69,788	0	69,788
131	453	453 SB22 - SHERIFF/CONSTABLES	128,069	128,069	0	0	128,069	0	128,069
132	466	466: OPERATION LONE STAR FUND	722,385	722,385	0	0	722,385	0	722,385
135	455	455: MAVERICK COUNTY HOUSING FINANCE CORP	92,437	92,437	0	0	92,437	0	92,437
136	456	456: SB224 CATALYTIC CONVERTER GRANT	59,889	59,889	0	0	59,889	0	59,889
137	457	457: MAVERICK COUNTY INDIGENT DEFENSE	34,277	27,704	1,573	0	29,277	5,000	34,277
139	461	461: TP&W CO OP GRANT	0	0	0	0	0	0	0
141	463	463: AIRPORT TXDOT GRA-PR	645,000	0	0	645,000	645,000	0	645,000
146	506	506: JURY FUND	733	0	733	0	733	0	733
147	507	507: COUNTY SPECIALTY COURT ACCOUNT	3,859	0	3,859	0	3,859	0	3,859
148	508	508: PROSECUTOR FUND	3,716	0	3,716	0	3,716	0	3,716
149	509	509: COURT REPORTER SERVICE FUND	96,642	0	96,642	0	96,642	0	96,642
150	510	510: LOCAL TRUANCY PREV & DIVERSION	20,709	0	20,709	0	20,709	0	20,709
151	512	512: TIME PAYMENT	6,734	0	6,734	0	6,734	0	6,734
152	513	513: LOCAL TRAFFIC FINE	8,399	0	8,399	0	8,399	0	8,399
153	514	514: COURT FACILITY FEE FUND	94,884	0	94,884	0	94,884	0	94,884
154	515	515: CLERK OF THE COURT ACCOUNT	244,360	0	244,360	0	244,360	0	244,360
155	516	516: LANGUAGE ACCESS FUND	10	0	22,860	0	22,860	0	22,860
156	518	518: COUNTY DISPUTE RESOLUTION FUND	86,543	0	86,543	0	86,543	0	86,543
157	521	521: COURT INITIATED GUARDIANSHIP	3,894	3,894	0	0	3,894	0	3,894
158	522	522: JUDICIAL EDUCATION & SUPPORT	838	0	838	0	838	0	838
159	523	523: PUBLIC PROBATE ADMINISTRATOR	1,915	0	1,915	0	1,915	0	1,915
		TOTAL OTHER FUND REVENUES & EXPENDITURES	22,520,605	5,335,701	2,783,038	12,586,036	20,686,654	206,029	20,892,683

**COUNTY OF MAVERICK
NUTRITION FUND (F110)
2025 - 2026 ADOPTED (UNAUDITED / UNADJUSTED / NOT GAAP)**

	23-24 ACTUAL	24-25 BUDGETED as of 6.30.25	PRO-FORMA ENDING 9.30.25 as of 6.30.24	REQUESTED 25-26	ADOPTED 25-26
<u>110-NUTRITION</u>					
<u>REVENUES</u>					
110-01009-300 ESTIMATED SURPLUS AS OF 9.30.2024	-	467,710	-	467,710	111,074
110-03160-300 OTHER	-	169	169	-	-
110-04000-300 STATE GRANT III B	315,160	300,000	-	300,000	300,000
110-04100-300 MAVERICK COUNTY GENERAL FUND	169,986	57,310	57,310	47,333	451,144
110-04200-300 TITLE XX MEALS ON WHEELS	145,447	100,000	100,000	100,000	100,000
110-04250-300 TDA GRANT	41,148	20,424	20,424	-	-
110-04251-300 TDA GRANT 2019	-	-	-	-	-
110-04500-300 PROGRAM INCOME	10,933	10,000	10,000	10,000	10,800
110-04510-300 COVID19 REVENUE	-	-	-	-	-
110-03211-300 CITY OF EAGLE PASS CONTRIBUTION	-	-	-	-	-
110-03180-310 OVER & SHORTAGE	-	-	-	-	-
110-08020-300 INTEREST	14,998	14,800	8,656	14,800	14,000
TOTAL DEPARTMENT REVENUES	697,671	970,413	196,568	939,843	987,018
<u>EXPENDITURES</u>					
<u>PERSONNEL SERVICES</u>					
110-01070-696 HEAD OF DEPARTMENT	48,141	44,934	44,934	44,934	44,934
110-01060-696 TEMPORARY OR EXTRA HELP	-	-	-	-	-
110-01130-696 CLERKS	-	27,496	-	35,496	35,496
110-01110-696 ASSISTANTS	51,841	-	-	63,684	-
110-01190-696 COOK	157,993	228,114	227,721	164,430	228,114
110-01200-696 DRIVER / MAINTENANCE	65,324	63,684	60,498	63,684	63,684
110-01045-696 OVERTIME	3,693	210	210	-	-
110-02051-696 LONGEVITY	-	11,926	11,926	11,926	13,789
110-02000-696 FRINGE BENEFITS	153,814	192,566	179,365	182,799	204,671
TOTAL PERSONNEL SERVICES	480,806	568,930	524,154	566,953	590,688
<u>SUPPLIES</u>					
110-03100-696 STATIONARY	1,022	356	356	500	500
110-03110-696 POSTAGE	-	-	-	300	300
110-03120-696 OPERATING SUPPLY	1,299	22,450	18,506	-	22,450
110-03320-696 FOOD	293,532	1288,700	288,700	-	310,000
110-03340-696 RAW FOOD	-	-	-	310,000	-
TOTAL SUPPLIES	295,793	311,506	307,562	310,800	333,250
<u>OTHER SERVICES AND CHARGES</u>					
<u>TRAINING</u>					
110-04222-696 TELEPHONE	10,089	10,500	10,500	10,500	12,100
110-04223-696 CELLPHONES	-	-	-	-	540
110-04224-696 ELECTRICITY	12,901	13,000	4,052	13,000	13,000
110-04226-696 WATER	3,800	4,052	4,118	3,850	5,000
110-04227-696 CABLE	1,719	1,799	1,447	2,000	1,500
110-04228-696 GAS-NATURAL	5,274	7,000	5,836	7,000	5,200
110-04260-696 TRAVEL	-	-	-	-	-
110-04262-696 CONFERENCE & SEMINARS	-	500	-	500	500
110-04263-696 MEALS/LODGING	-	-	-	-	-
110-04264-696 MILEAGE	149	400	228	400	400
110-04405-696 VEHICLE LEASE PAYMENTS	-	-	-	-	-
110-04410-696 VEHICLE REPAIR	3,957	5,840	5,840	5,840	5,840
110-04420-696 VEHICLE FUEL & OIL	12,337	13,000	10,754	13,000	13,000
110-04520-696 REPAIR & MAINT. BUILDING	19,970	8,044	10,016	6,000	6,000
TOTAL OTHER SER. AND CHARGES	70,198	64,134	52,791	62,090	63,080
<u>CAPITAL OUTLAY</u>					
110-06100-696 MACHINERY & EQUIPMENT 5000+	12,742	-	-	-	-
110-06101-696 MACHINERY & EQUIPMENT 0-4999.99	6,015	3,250	3,250	-	-
110-06105-696 LEASE PYMTS./MACHINERY EQUIPMENT	567	-	-	-	-
110-06130-696 BUILDING REPAIRS	-	-	-	-	-
110-06131-696 IMPROVEMENTS	-	2,000	567	-	-
110-08200-696 W.C. INS.LIAB.&OTH	-	-	-	-	-
110-03120-697 TDA - OPERATING SUPPLIES	20,574	20,424	20,424	-	-
110-03160-697 TDA - OTHER	-	-	-	-	-
110-03100-697 TDA - STATIONARY	-	-	-	-	-
110-03340-697 TDA - RAW FOOD	20,572	-	-	-	-
110-04266-697 TDA - TRANSPORTATION	-	-	-	-	-
110-04420-697 TDA - VEHICLE FUEL&OIL	-	-	-	-	-
110-06100-697 TDA - MACH&EQUIPMENT	-	-	-	-	-

COUNTY OF MAVERICK
NUTRITION FUND (F110)
2025 - 2026 ADOPTED (UNAUDITED / UNADJUSTED / NOT GAAP)

	23-24 ACTUAL	23-24 BUDGETED as of 7.18.24	PRO-FORMA ENDING 9.30.25 as of 6.30.24	REQUESTED 25-26	ADOPTED 25-26
TOTAL CAPITAL OUTLAY	60,470	25,674	24,241	-	-
TOTAL FUND EXPENDITURES	907,266	970,244	908,748	939,843	987,018



COUNTY OF MAVERICK
ROAD AND BRIDGE REVENUES (F112)
2025 - 2026 ADOPTED (UNAUDITED / UNADJUSTED / NOT GAAP)

23-24 ACTUAL	24-25 BUDGETED	PRO-FORMA ENDING 9.30.25	REQUESTED 25-26	ADOPTED 25-26
	as of 7.18.24	as of 6.30.24		

45 F/T EMPLOYEES
3 F/T VACANTS

**112:ROAD AND BRIDGE
REVENUES
AD VALOREM TAXES**

112-01100-300 CURRENT TAXES ***	-	-	-	-	-
112-01200-300 DELINQUENT M&O	-	-	-	-	-
112-01300-300 CURRENT YR PENALTY & INTEREST	-	-	-	-	-
112-01301-300 DELINQUENT PENALTY & INTEREST	-	-	-	-	-
112-01350-300 DISCOUNT	-	-	-	-	-
112-01351-300 DELINQUENT DISCOUNTS	-	-	-	-	-

TOTAL TAXES

INTERGOVERNMENTAL REVENUES

112-02005-300 TITLE APPLICATION FEES	46,363	-	-	-	-
112-02040-300 MOTOR VEHICLES REGISTRATION FEE	1,001,876	970,000	743,180	970,000	1,097,000
112-02090-300 ROAD AND BRIDGE FEES	-	127,645	127,645	-	-
112-03161-300 OTHER	-	500	-	500	500
112-03040-300 MOTOR VEHICLES COMMISSIONS	-	-	-	-	-

TOTAL COMM. GOVERNMENTAL OTHER REVENUE

INTERGOVERNMENTAL REVENUES

112-04015-300 LATERAL ROAD FUND	12,583	14,000	14,000	14,000	14,000
112-08020-300 INTEREST	23,189	20,000	20,000	20,000	20,000

TOTAL GOVERNMENTAL REVENUES

MISCELLANEOUS REVENUES

112-01000-300 BUDGET AMENDMENT REVENUE	-	-	-	-	-
112-03159-300 EQUIPMENT RENTAL REVENUE	-	-	-	-	-
112-05050-300 STREET REPAIRS/DRAINAGE	28,500	25,000	21,667	25,000	25,000
112-05051-300 USED OIL	-	-	-	-	-
112-05054-300 CLEAN LOT	-	-	667	-	-
112-05080-300 ANIMAL SANITATION	208	100	100	100	100
112-05081-300 CAGE RENTALS	-	-	-	-	-
112-05090-300 LIGHT PERMIT	5,480	-	-	-	-
112-03160-310 TX DOT- FEMA	-	-	-	-	-
112-03180-310 OVER & SHORTAGE	-	-	-	-	-
112-03210-310 MISC.	-	500	-	500	500
112-03310-310 TX DEPT OF HOUSING	-	-	-	-	-
112-03312-310 MISCELLANEOUS REVENUE	-	1,000	-	1,000	1,000
112-03325-310 AIRPORT	-	-	-	-	-
112-08271-300 TRANSFER IN-INTERFUND	-	-	-	-	-
112-08275-300 TRANSFER IN	-	-	-	-	-
112-08100-310 TRANSFER FROM GEN FUND	3,268,361	2,862,895	2,862,895	2,843,606	2,543,351
TRANSFER IN-GEN FUND AUCTION FY24	-	-	-	-	152,808
112-08180-310 TRANSFERS LANDFILL	-	-	-	-	-
112-03000-300 FUND BALANCE - REVENUE	-	-	-	-	-
112-01009-300 SURPLUS	-	708,000	-	708,000	667,052
112-08275-310 TRANS IN	-	-	-	-	-


TOTAL DEPARTMENT REVENUES

OTHER REVENUES

112-04060-300 OTHER FINANCING SOURCES LEASE PAYABLE REVENUE	-	-	-	-	-
---	---	---	---	---	---

TOTAL OTHER REVENUES

TOTAL RD & BRIDGE REVENUES



<u>PERSONNEL SERVICES:</u>						
112-01031-611	SUPERINTENDENT	74,528	74,528	74,528	74,528	74,528
112-01037-611	STREET MAINTENANCE SUPERVISOR	47,529	47,528	23,764	47,528	47,528
112-01036-611	MECHANIC SHOP SUPERVISOR	47,089	48,734	48,734	48,734	48,734
112-01132-611	ASSISTANT SUPERINTENDENT	-	-	-	-	-
112-01033-611	OFFICE MANAGER	39,135	39,135	39,144	39,135	39,129
112-01130-611	CLERKS	-	44,266	25,527	44,266	31,842
112-01034-611	LABOR-ASSIST.	720,244	776,089	759,626	776,089	742,806
112-01137-611	CDL DRIVER	156,270	163,678	100,732	163,678	163,678
112-01138-611	HEAVY EQUIPMENT OPERATORS	244,083	248,723	242,638	248,723	248,723
112-01146-611	GRAPHIC ENGINEER	31,842	-	-	-	-
112-01152-611	CODE ENFORCEMENT	-	-	-	-	-
112-01143-611	CONCRETE AND SKILLED LABORER	65,471	102,834	102,834	102,834	102,834
112-01153-611	PARKS AND RECREATION LABORER	-	-	-	-	-
112-01135-611	VECTOR CONTROL	-	-	-	-	-
112-01141-611	MECHANIC	85,770	101,498	85,668	101,498	101,498
112-01142-611	MECHANIC & PT MECHANIC (SHERIFF)	-	-	-	-	15,921
112-01148-611	WELDER	-	38,628	37,469	38,628	38,628
112-02065-611	CELL PHONE ALLOWANCE	-	-	-	-	-
112-01045-611	OVERTIME	2,364	10,000	4,384	10,000	10,000
112-02051-611	LONGEVITY	-	44,509	44,421	44,509	45,562
112-02000-611	FRINGE BENEFITS	805,941	936,147	884,720	893,526	949,249

TOTAL PERSONNEL SERVICES 2,320,265 2,676,297 2,474,189 2,633,676 2,660,660


<u>SUPPLIES:</u>						
112-03100-611	STATIONARY	-	500	-	500	-
112-03110-611	POSTAGE	-	900	-	900	500
112-03120-611	OPERATING SUPPLIES	75,838	100,000	77,624	110,000	80,000
112-31201-611	OPERATING SUPPLIES/ ROAD MATERIALS	83,278	230,237	145,476	350,000	200,000
112-31202-611	OPERATING SUPPLIES/ ROAD MATERIALS	88,316	167,661	167,661	350,000	200,000
112-31203-611	OPERATING SUPPLIES/ ROAD MATERIALS	59,842	133,300	125,320	200,000	200,000
112-31204-611	OPERATING SUPPLIES/ ROAD MATERIALS	83,649	260,450	91,276	260,450	200,000
TOTAL SUPPLIES		<u>390,924</u>	<u>893,048</u>	<u>607,407</u>	<u>1,271,850</u>	<u>880,500</u>

<u>OTHER SERVICES AND CHARGES:</u>						
112-04015-611	TRAININGS	-	275	-	275	-
112-04155-611	BANK FEES	49	100	-	100	150
112-04222-611	TELEPHONE	11,857	10,000	10,000	10,000	11,500
112-04223-611	CEL PHONES	10,055	13,400	11,462	13,400	10,600
112-04224-611	ELECTRICITY R&B OFFICE ONLY	5,733	8,000	8,000	8,000	10,000
112-04576-611	STREET LIGHTS	380,902	391,000	391,000	391,000	430,000
112-04226-611	WATER	17,321	21,000	18,638	21,000	20,000
TRAVEL						
112-04264-611	MILEAGE	-	2,225	781	2,500	2,500
112-04525-611	MAINT.CONTR.	-	1,030	-	1,030	2,600
112-04410-611	VEHICLE REPAIR	162,901	175,000	151,894	185,000	110,000
112-04420-611	VEHICLE FUEL & OIL	212,467	252,150	138,414	252,150	205,000
112-04520-611	REPAIR & MAINTENANCE BLDG	-	-	-	-	-
112-04550-611	MTCE AGREEMENT	-	-	-	-	-
112-04568-611	IMPROVEMENTS-ENGINEER STUDIES	-	-	-	-	-
112-08270-611	TRANSFER OUT	-	30,000	26,667	-	-
112-04580-611	LEASE AGREEMENT	19,778	20,000	20,000	20,000	20,000
112-00000-611	CONTINGENCIES	-	-	-	-	-
112-10000-611	TRANSFER IN/OUT	-	-	-	-	-
112-04569-611	BRIDGE STUDY	-	-	-	-	-
TRANSFER OUT - AIRPORT						
112-04810-611	DUES	-	-	-	-	-
112-08200-611	PROPERTY INSURANCE	-	-	-	-	-
TOTAL OTHER SERV. AND CHARGES		<u>821,462</u>	<u>924,180</u>	<u>777,130</u>	<u>904,180</u>	<u>822,350</u>

<u>CAPITAL OUTLAY:</u>						
112-61001-611	MACH & EQUIP. PCT 1	5000+	-	-	-	-
112-61002-611	MACH & EQUIP. PCT 2	5000+	-	12,667	-	-
112-61003-611	MACH & EQUIP. PCT 3	5000+	23,865	20,000	17,709	-
112-61004-611	MACH & EQUIP. PCT 4	5000+	-	-	-	-
112-61011-611	MACH & EQUIP. PCT 1	0 - 4999	-	-	-	-
112-61012-611	MACH & EQUIP. PCT 2	5	-	1,320	1,320	-
112-61002-611	MACH & EQUIP. PCT 2	0 - 4999	10,312	22,150	12,667	-

COUNTY OF MAVERICK
ROAD AND BRIDGE FUND (F112)
2025 - 2026 ADOPTED (UNAUDITED / UNADJUSTED / NOT GAAP)

	22-23 ACTUAL	23-24 BUDGETED	PRO-FORMA ENDING 9.30.24 as of 6.30.24	REQUESTED 25-26	ADOPTED 25-26
112-61013-611 MACH & EQUIP. PCT 3 0 - 4999	13,857	5,000	933	-	-
112-61014-611 MACH & EQUIP. PCT 4 0 - 4999	3,893	-	-	-	-
112-06190-611 PCT#4	-	-	-	-	-
112-06130-611 BUILDING REPAIRS	-	-	-	-	-
112-06131-611 IMPROVEMENTS	-	-	-	-	-
112-06100-611 MACHINERY & EQUIPMENT 5000+	24,500	50,000	50,000	50,000	152,802
112-06101-611 MACHINERY & EQUIPMENT 0-4999.99	543	10,000	1,600	50,000	5,000
TOTAL CAPITAL OUTLAY	76,971	108,470	96,895	100,000	157,802
TOTAL ROAD & BRIDGE EXPENDITURES	3,609,622	4,601,995	3,955,622	4,909,706	4,521,312



**COUNTY OF MAVERICK
LAW LIBRARY (F117)
2025 - 2026 ADOPTED (UNAUDITED / UNADJUSTED / NOT GAAP)**

23-24 ACTUAL	24-25 BUDGETED	PRO-FORMA ENDING 9.30.25	REQUESTED 25-26	ADOPTED 25-26
-----------------	-------------------	-----------------------------	--------------------	------------------

117-LAW LIBRARY

as of 6.30.25 as of 6.30.24

BANK BALANCE

REVENUES

117-01009-300	ESTIMATED SURPLUS AS OF 9.30.2024		639,526	639,526	639,526	706,889
117-04124-300	LAW LIBRARY FEES	43,271	30,000	30,000	30,000	30,000
	TRANSFR IN TO OFFSET DUE FROM GF LIABILITY	-	-	-	-	-
117-08020-300	INTEREST	14,147	14,140	14,140	14,140	7,000
TOTAL REVENUE FEES		57,418	683,666	683,666	683,666	743,889

EXPENDITURES

117-03100-840	STATIONARY		683,666		683,666	743,889
117-03120-840	OPERATING SUPPLY			206		
117-04155-840	BANK FEES	144				
TOTAL EXPENDITURES		144	683,666	206	683,666	743,889

County Law Library Fund

Statutes: Local Gov't Code §323.023


ancillary funding statutes: Gov't code §101.0615(5) (District Court Fees); Gov't Code §101.0814(10) (Statutory County Court Fees); Gov't Code §101.1013(5) (Probate Court Fees); Gov't Code §101.1214(9) (County Court Fees)

Source: Filing fee in civil case, up to \$35, set by commissioners court.

Controlled by: Commissioners Court

Purposes: Establishing law library, purchasing or leasing library materials, maintaining the library, acquiring library furniture, shelving, equipment, or computers, software, or subscriptions to electronic research networks for judicial research, or establishing and maintaining a self-help center to provide resources to pro se county residents.

Limitations: Expenditures for library equipment for use by judges in the county, including computers, software, and subscriptions to obtain access to electronic research networks, may not exceed \$175,000 each year and require consultation and authorization from the county's law librarian or, if none, the county auditor.



COUNTY OF MAVERICK
COUNTY RECORDS PRESERVATION (F120)
2025 - 2026 ADOPTED (UNAUDITED / UNADJUSTED / NOT GAAP)

23-24 ACTUAL	24-25 BUDGETED	PRO-FORMA ENDING 9.30.25	REQUESTED 25-26	ADOPTED 25-26
	as of 6.30.25	as of 6.30.24		

120:COUNTY RECORDS PRESERVATION

BANK BALANCE

REVENUES


120-01009-300 ESTIMATED SURPLUS AS OF 9.30.2024	90,953	90,953	90,953	93,740
120-03170-300 COUNTY COURT RECORDS PRESERVATION ACCOUNT	600	333	600	300
120-08020-300 INTEREST	2,030	2,030	2,030	1,800
TOTAL FEES	93,583	93,316	93,583	95,840

SUPPLIES

120-03120-654 OPERATING SUPPLY	93,583		93,583	95,840
120-04155-654 BANK CHARGES		134		
TRAININGS				
TRAVEL				
MILEAGE				
TOTAL SUPPLIES	93,583	134	93,583	95,840

CAPITAL OUTLAY

MACHINERY & EQUIPMENT 5000+				
MACHINERY & EQUIPMENT 0-4999.99				
TOTAL CAPITAL OUTLAY				
TOTAL FUND EXPENDITURES	93,583	134	93,583	95,840



County Records Preservation Account

Statutes: Govt Code §51.708

Collateral funding statutes: Govt code §101.0611(3)(D) (District Court); Govt Code §101.0811(7)(D) (Statutory County Court); Govt Code §101.1212(4) (County Court)

Source: Filing fee in civil cases filed in county court, statutory county court, and district court, not to exceed \$10.

Controlled by: Commissioners Court


Purposes: Digitize court records and preserve the records from natural disasters.

COUNTY OF MAVERICK
COUNTY FAMILY PROTECTION ACCT (F124)
2025 - 2026 ADOPTED (UNAUDITED / UNADJUSTED / NOT GAAP)

23-24 ACTUAL	24-25 BUDGETED	PRO-FORMA ENDING 9.30.25	REQUESTED 25-26	ADOPTED 25-26
	as of 7.18.24	as of 6.30.24		

124:COUNTY FAMILY PROTECTION ACCT

	23-24 ACTUAL	24-25 BUDGETED	PRO-FORMA ENDING 9.30.25	REQUESTED 25-26	ADOPTED 25-26
REVENUES					
124-01009-300 ESTIMATED SURPLUS AS OF 9.30.2024		14,515	14,515	14,515	15,000
124-03170-300 COUNTY FAMILY PROTECTION REVENUE		250	-	250	-
124-08020-300 INTEREST	326	320	331	320	300
TOTAL FEES	326	15,085	14,846	15,085	15,300
SUPPLIES					
124-03120-645 OPERATING SUPPLY		15,085	-	15,085	15,300
TRAVEL		-	-	-	-
TRAINING		-	-	-	-
MILEAGE		-	-	-	-
124-04155-645 BANK CHARGES		-	-	-	-
TOTAL SUPPLIES	-	15,085	-	15,085	15,300
CAPITAL OUTLAY					
MACHINERY & EQUIPMENT 5000+		-	-	-	-
MACHINERY & EQUIPMENT 0-4999.99		-	-	-	-
TOTAL CAPITAL OUTLAY	-	-	-	-	-
TOTAL FUND EXPENDITURES	-	15,085	-	15,085	15,300



Family Protection Fee

Statutes: Gov't Code §51.961

Source: Filing fee in civil cases filed in county court, statutory county court, and district court, not to exceed \$15.

Controlled by: Commissioners Court

Purposes: Provide family violence and child abuse prevention, intervention, family strengthening, mental health, counseling, legal, and marriage preservation services to families that are at risk of experiencing or that have experienced family violence or the abuse or neglect of a child

COUNTY OF MAVERICK
JUDICIAL EFFICIENCY OF COURTS (F125)
2025 - 2026 ADOPTED (UNAUDITED / UNADJUSTED / NOT GAAP)

23-24 ACTUAL	24-25 BUDGETED	PRO-FORMA ENDING 9.30.25 as of 7.18.24	REQUESTED 25-26 as of 6.30.24	ADOPTED 25-26
-----------------	-------------------	--	-------------------------------------	------------------

125-JUDICIAL EFFICIENCY OF COURTS

BANK BALANCE

REVENUES

125-01009-300 ESTIMATED SURPLUS AS OF 9.30.2024		1,220	1,220	1,220	1,260
125-03161-300 JP1 JUDGE-JUDICIAL EFFICIENCY	-	-	-	-	-
125-03166-300 COUNTY JUDGE-JUDICIAL EFFICIENCY	3	80	3	80	-
125-03167-300 365TH DIST JUDGE-JUDICIAL EFFICIENCY	-	-	-	-	-
125-03168-300 293RD DIST JUDGE JUDICIAL EFFICIENCY	12	40	-	40	-
125-08020-300 INTEREST	27	5	5	5	24

TOTAL FEES

42	1,345	1,228	1,345	1,284
----	-------	-------	-------	-------

SUPPLIES

125-03120-646 OPERATING SUPPLY	-	1,345	1,345	1,345	1,284
125-04155-646 BANK CHARGES	-	-	-	-	-
TRAINING	-	-	-	-	-
TRAVEL	-	-	-	-	-
MILEAGE	-	-	-	-	-

TOTAL SUPPLIES

1,345	1,345	1,345	1,284
-------	-------	-------	-------

CAPITAL OUTLAY


MACHINERY & EQUIPMENT 5000+	-	-	-	-	-
MACHINERY & EQUIPMENT 0-4999.99	-	-	-	-	-

TOTAL CAPITAL OUTLAY

-	-	-	-	-
---	---	---	---	---

TOTAL FUND EXPENDITURES

1,345	1,345	1,345	1,284
-------	-------	-------	-------



**COUNTY OF MAVERICK
COUNTY CLERK RECORDS MANAGEMENT AND PRESERVATION (F126)
2025 - 2026 ADOPTED (UNAUDITED / UNADJUSTED / NOT GAAP)**

23-24 ACTUAL	24-25 BUDGETED	PRO-FORMA ENDING 9.30.25	REQUESTED 25-26	ADOPTED 25-26
	as of 7.18.24	as of 6.30.24		

126: COUNTY CLERK RECORDS MANAGEMENT AND PRESERVATION FUND

BANK BALANCE

REVENUES

126-01009-300	ESTIMATED SURPLUS AS OF 9.30.2024	-	400,000	-	400,000	421,663
126-03170-300	COUNTY CLERK REC MGMT & PRESERVATION REVENUE	62,600	64,000	62,242	64,000	62,000
126-08020-300	INTEREST	9,152	9,000	9,000	9,000	9,000

TOTAL FEES

71,873 473,000 71,242 473,000 492,663

SUPPLIES

126-03120-659	OPERATING SUPPLY	118,430	460,720	38,541	472,800	492,463
126-04155-659	BANK FEES	231	200		200	200

TOTAL SUPPLIES

118,661 460,920 38,541 473,000 492,663

OTHER SERVICES

126-04580-659	LEASE AGREEMENT					-
---------------	-----------------	--	--	--	--	---

TOTAL OTHER SERVICES

-

CAPITAL OUTLAY


126-06100-659	MACHINERY & EQUIPMENT 5000+		5,430	5,430		-
126-06101-659	MACHINERY & EQUIPMENT 10-4999.99		6,650	6,650		-

TOTAL CAPITAL OUTLAY

12,080 12,080 - - -

TOTAL FUND EXPENDITURES

118,661 473,000 50,621 473,000 492,663



County Clerk Records Management and Preservation Fund

Statutes: Local Gov't Code §§ 118.011(b)(2), 118.0216; see also Local Gov't §203.003

Source: Fees for filing or recording services for non-court-related documents-not to exceed \$10 (optional, set by the county clerk)

Note: The \$2.50 fee imposed on defendants convicted of offenses in county court or county court at law was deleted, effective January 1, 2020.

Controlled by: County Clerk and Commissioners Court, by agreement, subject to subject to commissioners court budgetary authorization.

Purposes: Used for specific records management and preservation, including for automation purposes

**COUNTY OF MAVERICK
CONTINUING EDUCATION JUDGE & STAFF (F127)
2025 - 2026 ADOPTED (UNAUDITED / UNADJUSTED / NOT GAAP)**

23-24 ACTUAL	24-25 BUDGETED	PRO-FORMA ENDING 9.30.25	REQUESTED 25-26	ADOPTED 25-26
	as of 7.18.24	as of 6.30.24		

127:CONTINUING EDUCATION JUDGE & STAFF

BANK BALANCE

REVENUES

127-01009-300 ESTIMATED SURPLUS AS OF 9.30.2024		2,306	-	2,306	2,371
127-03170-300 CONTINUING EDUCATION JUDGE & STAFF		-	-	-	-
127-08020-300 INTEREST	52	60	52	60	60
TOTAL FEES	52	2,366	52	2,366	2,431

SUPPLIES

127-03120-673 OPERATING SUPPLY		2,366	-	2,366	2,431
127-04155-673 BANK FEES		-	-	-	-
TOTAL SUPPLIES		2,366		2,366	2,431

CAPITAL OUTLAY

MACHINERY & EQUIPMENT 5000+		-	-	-	-
MACHINERY & EQUIPMENT 0-4999.99		-	-	-	-
TOTAL CAPITAL OUTLAY		-		-	-
TOTAL FUND EXPENDITURES		2,366		2,366	2,431

Judicial Education and Support Fund.


Statutes: Local Gov't Code §135.159

Supplementary funding statutes: Local Gov't Code §135.102

Source: Percentage, not less than 2.2422% of \$223 local consolidated civil fee on filing of any new probate, guardianship, or mental health case.

Controlled by: Commissioners Court

Purposes: To pay the continuing education of the judge and staff of the probate court, including the payment of travel and related expenses in attending a continuing judicial education activity of an organization accredited by the supreme court for continuing judicial education; or the county's contribution to fund the compensation required by Section 25.0022 of the Government Code for the presiding judge of the statutory probate court.



**COUNTY OF MAVERICK
COURT INITIATED GUARDIANSHIP (F130)
2025 - 2026 ADOPTED (UNAUDITED / UNADJUSTED / NOT GAAP)**

23-24 ACTUAL	24-25 BUDGETED	PRO-FORMA ENDING 9.30.25	REQUESTED 25-26	ADOPTED 25-26
	as of 7.18.25	as of 6.30.25		

130:COURT INITIATED GUARDIANSHIP

BANK BALANCE

REVENUES

130-01009-300 ESTIMATED SURPLUS AS OF 9.30.2024		4,916	-	4,916	5,027
130-03170-300 COURT INITIATED GUARDIANSHIP	-	-	-	-	-
130-08020-300 INTEREST	109	120	111	120	100
TOTAL FEES	109	5,036	111	5,036	5,127

SUPPLIES

130-03120-649 OPERATING SUPPLY		5,036	-	5,036	5,127
130-04155-649 BANK CHARGES	-	-	-	-	-
TOTAL SUPPLIES	-	5,036	-	5,036	5,127

CAPITAL OUTLAY

MACHINERY & EQUIPMENT 5000+	-	-	-	-	-
MACHINERY & EQUIPMENT 0-4999.99	-	-	-	-	-
TOTAL CAPITAL OUTLAY	-	-	-	-	-
TOTAL FUND EXPENDITURES	-	5,036	5,036	5,036	5,127

Court-Initiated Guardianship Fund


Statutes: Local Gov't Code §135.158

Voluntary funding statutes: Local Gov't Code §135.102

Source: Percentage, not less than 8.9886% of \$223 local consolidated civil fee on filing of any new probate, guardianship, or mental health case; 26.6667% of \$75 local consolidated civil fee on filing of certain other subsequent civil actions.

Controlled by: Commissioners Court

Purposes: To supplement other available funds to pay a guardian ad litem appointed under Section 1102.001 of the Estates Code; pay an attorney ad litem appointed in a guardianship proceeding initiated under Chapter 1102 of the Estates Code; and pay for guardianship programs for indigent incapacitated persons without family members suitable and willing to serve as guardians.



COUNTY OF MAVERICK
VITAL STATISTICS (F131)
2025 - 2026 ADOPTED (UNAUDITED / UNADJUSTED / NOT GAAP)

23-24 ACTUAL	24-25 BUDGETED	PRO-FORMA ENDING 9.30.25	REQUESTED 25-26	ADOPTED 25-26
	as of 7.18.24	as of 6.30.24		

131:VITAL STATISTICS

REVENUES


131-01009-300 ESTIMATED SURPLUS AS OF 9.30.2024	-	55,045	-	55,045	62,577
131-03160-300 OTHER	-	-	-	-	-
131-08020-300 INTEREST	1,171	1,100	1,100	1,100	1,100
131-03170-300 VITAL STATISTICS	5,760	6,250	5,727	6,250	5,647
TOTAL FEES	6,931	62,395	6,827	62,395	69,324

SUPPLIES

131-03120-643 OPERATING SUPPLY	-	62,395	-	62,395	69,324
131-04155-643 BANK CHARGES	144	-	-	-	-
TOTAL SUPPLIES	144	62,395	62,395	62,395	69,324

CAPITAL OUTLAY

MACHINERY & EQUIPMENT, 5000+	-	-	-	-	-
MACHINERY & EQUIPMENT, 0-4999.99	-	-	-	-	-
TOTAL CAPITAL OUTLAY	-	-	-	-	-
TOTAL FUND EXPENDITURES	144	62,395	62,395	62,395	69,324



COUNTY OF MAVERICK
E-FILE - DISTRICT CLERK (F132)
2025 - 2026 ADOPTED (UNAUDITED / UNADJUSTED / NOT GAAP)

23-24 ACTUAL	24-25 BUDGETED	PRO-FORMA ENDING 9.30.25	REQUESTED 25-26	ADOPTED 25-26
	as of 7.18.24	as of 6.30.24		

132: E-FILE - DISTRICT CLERK


BANK BALANCE

REVENUES

132-01009-300 ESTIMATED SURPLUS AS OF 9.30.2024		815	-	815	765
132-03170-300 E-FILE RECOVERY DISTRICT CLERK \$2.00 FEE	438	-	-	-	-
132-08020-300 INTEREST	184	45	17	45	12
TOTAL REVENUE FEES	621	860	17	860	777

EXPENDITURES

132-03120-642 OPERATING SUPPLY	30,000	860	-	860	777
132-04155-642 BANK FEES					-
	30,000	860		860	777
<u>CAPITAL OUTLAY</u>					
132-06100-642 MACHINERY & EQUIPMENT 5000+					-
132-06101-642 MACHINERY & EQUIPMENT 0-4999.99					-
TOTAL CAPITAL OUTLAY					-
TOTAL FUND EXPENDITURES	30,000	860		860	777



Electronic Filing Fee

Statutes: Gov't Code §51.851

Source: Fee for filing civil action or proceeding requiring a filing fee in district court, county court, statutory county court, or statutory probate court - \$30; Fee for filing any civil action or proceeding requiring a filing fee in justice court - \$10;

Note: The \$5.00 fee imposed on defendants convicted of a criminal offense in district court, county court, or statutory county court was deleted in S.B. 346 (2019)

Controlled by: Commissioners Court

Purposes: Support a statewide electronic filing technology project for courts

**COUNTY OF MAVERICK
 ABANDONED VEHICLES (F164)
 2025 - 2026 ADOPTED (UNAUDITED / UNADJUSTED / NOT GAAP)**

23-24 ACTUAL	24-25 BUDGETED	PRO-FORMA ENDING 9.30.25	REQUESTED 25-26	ADOPTED 25-26
	as of 7.18.24	as of 6.30.24		

164 ABANDONED VEHICLES

REVENUES

ESTIMATED SURPLUS AS OF 9.30.2024
 ABANDONED VEHICLES REVENUE

TOTAL FEES

--	--

SUPPLIES

OPERATING SUPPLY

--	--

TOTAL SUPPLIES

--	--

CAPITAL OUTLAY

MACHINERY & EQUIPMENT 5000+

MACHINERY & EQUIPMENT 0-4999.99


--	--

TOTAL CAPITAL OUTLAY

--	--

TOTAL FUND EXPENDITURES

--	--



**COUNTY OF MAVERICK
COURT RECORDS ARCHIVE FEE - DISTRICT CLERK (F172)
2025 - 2026 ADOPTED (UNAUDITED / UNADJUSTED / NOT GAAP)**

23-24 ACTUAL	24-25 BUDGETED	PRO-FORMA ENDING 9.30.25	REQUESTED 25-26	ADOPTED 25-26
	as of 7.18.24	as of 6.30.24		

172 COURT RECORDS ARCHIVE FEE - DISTRICT CLERK

BANK BALANCE

REVENUES

172-01009-300 ESTIMATED SURPLUS AS OF 9.30.2024	-	19,960	-	19,960	13,634
172-03170-300 COURT RECORDS ARCHIVE FEE - DISTRICT CLERK	560	1,000	427	1,000	390
172-03160-300 OTHER	-	-	-	-	-
172-08020-300 INTEREST	644	660	305	660	300

TOTAL FEES	1,204	21,620	732	21,620	14,324
------------	-------	--------	-----	--------	--------

SUPPLIES

172-03120-668 OPERATING SUPPLY	44,826	21,620	667	21,620	14,324
172-04155-668 BANK FEES	-	-	134	-	-


TOTAL SUPPLIES	44,826	21,620	801	21,620	14,324
----------------	--------	--------	-----	--------	--------

CAPITAL OUTLAY

MACHINERY & EQUIPMENT 5900	-	-	-	-	-
MACHINERY & EQUIPMENT 0-4999.99	-	-	-	-	-

TOTAL CAPITAL OUTLAY	-	-	-	-	-
----------------------	---	---	---	---	---

TOTAL FUND EXPENDITURES	44,826	21,620	801	21,620	14,324
-------------------------	--------	--------	-----	--------	--------



COURT RECORDS ARCHIVE FEE

Statutes: Gov't Code §51.317(b)(4) and (5); Code Crim. Proc. art. 102.005 (0)(2)

Collary funding statutes: Gov't Code §§101.0611(7) and (7-a)

Source: Filing fees in civil - varying amounts: Gov't Code §51.317(b)(4) (\$10) and (b)(5) (not to exceed \$10)
Fee imposed on defendant convicted of an offense in district court - \$2.50.

Note: Effective September 1, 2019, the archiving fee is reduced from \$10 to \$5.

Controlled by: Commissioners Court

Purposes: To pay for specific records management and preservation, including, for automation purposes, on approval by the commissioners court of a budget.

Interpretation: GA-1063 (2014): The fee imposed under Code Crim. Proc. Art. 102.005 applies to a defendant convicted of an offense in a county-level court.

See Attachment A (Pg 111)

COUNTY OF MAVERICK
COUNTY CLERK RECORDS ARCHIVE ACCOUNT (F173)
2025 - 2026 ADOPTED (UNAUDITED / UNADJUSTED / NOT GAAP)

23-24 ACTUAL	24-25 BUDGETED	PRO-FORMA ENDING 9.30.25	REQUESTED 25-26	ADOPTED 25-26
	as of 7.18.24	as of 6.30.24		

173 COUNTY CLERK RECORDS ARCHIVE ACCOUNT

BANK BALANCE

REVENUES

173-01009-300 ESTIMATED SURPLUS AS OF 9.30.2024	-	4,046	-	4,046	4,140
173-03160-300 OTHER	-	-	-	-	-
173-08020-300 INTEREST	90	88	88	88	90
173-03170-300 CO CLERK RECORDS ARCHIVE ACCOUNT REVENUE	40	95	-	95	-

TOTAL FEES	130	4,229	88	4,229	4,230
------------	-----	-------	----	-------	-------

SUPPLIES

173-03120-669 OPERATING SUPPLY	-	4,229	-	4,229	4,230
173-04155-669 BANK FEES	-	-	-	-	-


TOTAL SUPPLIES	-	4,229	-	4,229	4,230
----------------	---	-------	---	-------	-------

CAPITAL OUTLAY

MACHINERY & EQUIPMENT 5000+	-	-	-	-	-
MACHINERY & EQUIPMENT 0-4999.99	-	-	-	-	-

TOTAL CAPITAL OUTLAY	-	-	-	-	-
----------------------	---	---	---	---	---

TOTAL FUND EXPENDITURES	-	4,229	-	4,229	4,230
-------------------------	---	-------	---	-------	-------



COUNTY CLERK RECORDS ARCHIVE ACCOUNT

Statutes: Local Gov't Code §§118.011(f), 118.025

Source: Fees paid for recording or filing services, set by the commissioners court, not to exceed \$10. Optional, set by the commissioners court. Accrued interest remains with this account.

County Clerk and Commissioners Court, by agreement, subject to annual public hearing and commissioners court budgetary authorization.

Purposes: Monies may be expended only for the preservation and restoration service performed by the county clerk in connection with maintaining a county clerk's records archive on public documents designated by the county clerk as part of the records archive. The monies may not be used to purchase, lease, or develop computer software to geographically index public records, excluding indexing public records by lot and block description.

Additional Requirements: Fee set by commissioners court as part of budget process. County clerk designates public documents that are part of records archive and prepares plan to pay for preservation and restoration of records archive, subject to approval by the commissioners court. Public hearing required.

**COUNTY OF MAVERICK
BORDER PROSECUTION UNIT
2025 - 2026 ADOPTED (UNAUDITED / UNADJUSTED / NOT GAAP)**

23-24 ACTUAL	24-25 BUDGETED	PRO-FORMA ENDING 9.30.25 as of 7.18.24	REQUESTED 25-26	ADOPTED 25-26	6 F/T EMPLOYEES
-----------------	-------------------	--	--------------------	------------------	-----------------

174: BORDER PROSECUTION UNIT
REVENUES

174-01009-300 ESTIMATED SURPLUS AS OF 9.30.2024	-	-	-	-	-
174-04100-300 MAVERICK COUNTY	-	-	-	-	-
174-05035-300 GRANT REVENUE	-	808,133	-	808,133	-
174-04111-300 G2991607 BPU REVENUE	581,472	-	428,773	-	-
174-08020-300 INTEREST	1,816	1,862	1,415	1,862	1,862
174-08275-300 TRANSFER IN	65,752	5,105	5,105	-	145,320
174-03180-310 OVER/SHORTAGE	-	-	-	-	-
TOTAL UTILITIES REVENUES	649,040	815,100	435,292	809,995	147,182

PERSONNEL SERVICES


174-01110-970 ASSISTANT G#2991607	213,485	220,000	220,000	220,000	55,114
174-01130-970 CLERKS	37,584	37,584	37,584	37,584	-
174-01230-970 PEACE OFFICER G#2991607	120,789	115,000	115,000	115,000	31,250
174-01250-970 PARALEGAL	37,584	37,584	37,584	37,584	9,396
LEGAL SECRETARY	-	-	-	-	9,396
174-01045-970 OVERTIME	-	-	-	-	-
174-02051-970 LONGEVITY	-	3,173	3,173	-	3,201
174-02000-970 FRINGE BENEFITS	132,490	135,082	135,082	134,426	38,824
TOTAL PERSONNEL SERVICES	541,932	548,423	548,423	544,594	147,182

SUPPLIES

174-03100-970 STATION	-	-	-	-	-
174-04261-970 TRAVEL	6,078	-	756	-	-
174-03120-970 OPERATING SUPPLIES	33,462	265,401	41,482	265,401	-
TOTAL SUPPLIES	39,539	265,401	41,738	265,401	-

OTHER SERVICES AND CHARGES

174-00000-970 CONTINGENCIES	-	-	-	-	-
174-04062-970 SAMPLING & LAB FEES	-	-	-	-	-
174-04120-970 PROFESSIONAL SERVICES	-	-	-	-	-
174-04155-970 BANK FEES	-	-	-	-	-
TRAINING	-	-	-	-	-
174-04222-970 TELEPHONE	-	-	2,653	-	-
174-04223-970 CEL PHONES	-	-	-	-	-
174-04224-970 ELECTRICITY	-	-	-	-	-
TRAVEL	-	-	-	-	-
174-04264-970 MILEAGE	-	-	-	-	-
174-08250-970 INTEREST EXPENSE	-	-	-	-	-
174-10000-970 TRANSFERS IN / OUT	-	-	-	-	-
TOTAL OTHER SER. AND CHARGES	-	-	2,653	-	-




**COUNTY OF MAVERICK
 BORDER PROSECUTION UNIT
 2025 - 2026 ADOPTED (UNAUDITED / UNADJUSTED / NOT GAAP)**

23-24 ACTUAL	24-25 BUDGETED	PRO-FORMA ENDING 9.30.25	REQUESTED 25-26	ADOPTED 25-26
-----------------	-------------------	-----------------------------	--------------------	------------------

as of 7.18.24 as of 6.30.24

<u>CAPITAL OUTLAY</u>				
174-06100-970 MACHINERY & EQUIPMENT 5000+	-	-	-	-
174-06101-970 MACHINERY & EQUIPMENT 0-4999.99	-	21,414	-	-
174-06130-970 BUILDING	-	-	-	-
174-06131-970 IMPROVEMENTS	-	-	-	-
<hr/>				
TOTAL CAPITAL OUTLAY	-	21,414	-	-
<hr/>				
TOTAL FUND EXPENDITURES	581,472	813,824	614,228	809,995
			147,182	147,182



**COUNTY OF MAVERICK
UTILITY WATER PLANT FUND 180
2025 - 2026 ADOPTED (UNAUDITED / UNADJUSTED / NOT GAAP)**

23-24 ACTUAL	24-25 BUDGETED	PRO-FORMA ENDING 9.30.25	REQUESTED 25-26	ADOPTED 25-26
	as of 7.18.24	as of 6.30.24		

4 F/T EMPLOYEES
1 F/T VACANCY
1 P/T VACANCY
2 P/T EMPLOYEES

180-UTILITY WATER PLANT FUND

REVENUES

180-01009-300 ESTIMATED SURPLUS AS OF 9.30.2024		29,296	-	29,296	214,768
180-04100-300 MAVERICK COUNTY	33,698	422,197	5,312	419,077	106,826
180-05015-300 WATER SALES	479,018	436,000	436,000	436,000	436,000
180-05030-300 GARBAGE	-	-	-	-	-
180-05035-300 GRANT REVENUE	-	-	-	-	-
180-05050-300 SEWAGE FEE	146,587	130,000	129,819	130,000	130,000
180-05060-300 WATER CONNECT	10,438	8,000	8,000	8,000	8,000
180-05061-300 HAULING WATER	1,002	-	2,945	-	-
180-05070-300 PLATS	-	-	-	-	-
180-05080-300 SERVICE EXTENSION REQUEST FEE	-	-	-	-	-
180-05090-300 LIGHT PERMITS	-	-	-	-	-
180-03160-310 OTHER	-	-	-	-	-
180-08020-300 INTEREST	13,866	-	12,081	-	-
180-08275-300 TRANSFER IN	-	20,000	26,667	-	-
180-03180-310 OVER/SHORTAGE	-	-	-	-	-
TOTAL UTILITIES REVENUES	684,609	1,045,493	620,824	1,022,373	895,594

PERSONNEL SERVICES

180-01030-835 DEPT HEAD	31,533	53,751	51,125	49,580	53,580
180-01040-835 DEPUTIES	86,538	93,472	94,399	91,893	91,893
180-01110-835 ASSISTANT	50,026	58,437	46,782	65,041	67,129
180-01043-835 CLERK/PART TIME ATTENDANTS	16,936	34,947	15,549	53,829	53,829
180-01050-835 SECRETARY	-	-	-	-	-
180-01045-835 OVERTIME	16,958	15,752	18,418	-	-
180-02051-835 LONGEVITY	-	8,715	8,715	8,715	9,825
180-04119-835 GASB 68 PAYROLL EXPENSES	-	-	-	-	-
180-02000-835 FRINGE BENEFITS	93,739	141,728	101,842	134,758	151,062
TOTAL PERSONNEL SERVICES	295,731	406,802	336,830	403,816	427,317

SUPPLIES


180-03100-835 STATION	-	-	-	-	-
180-03102-835 BAD DEBT EXP.	-	-	-	-	-
180-03110-835 POSTAGE	2,640	2,700	2,648	2,700	3,700
180-03120-835 OPERATING SUPPLIES	235,708	209,000	229,435	300,000	200,000
TOTAL SUPPLIES	238,348	211,700	232,083	302,700	203,700

OTHER SERVICES AND CHARGES

180-00000-835 CONTINGENCIES	-	-	-	-	-
180-04062-835 SAMPLING & LAB FEES	-	10,000	8,837	21,000	7,000
180-04120-835 PROFESSIONAL SERVICES	-	8,750	3,750	250	3,000
180-04150-835 CONTRACT LABOR (EPWWB,C, LICENSE)	-	-	-	-	-
180-04155-835 BANK FEES	203	144	144	10	150
180-04222-835 TELEPHONE	19,009	18,400	18,069	18,400	5,000
180-04223-835 CEL PHONES	1,796	2,000	2,000	2,000	2,200
180-04224-835 ELECTRICITY	39,374	38,000	38,000	38,000	45,000
180-04226-835 WATER-MCID#1	20,520	31,643	31,643	26,500	33,000
180-04264-835 MILEAGE	161	3,000	-	500	500
180-04410-835 VEHICLE REPAIR	5,257	8,200	5,983	1,200	4,500
180-04420-835 VEHICLE FUEL EXPENSE	6,689	9,500	4,042	9,500	6,000
180-08270-835 TRANSFER OUT-INTERFUND	-	-	-	-	-
180-04520-835 REPAIRS MAINTENANCE BLDG	13,174	-	-	-	-
180-04525-835 MAINTENANCE	42,690	46,000	46,000	40,000	50,000
180-04580-835 DEPRECIATION EXPENSE	302,168	-	-	-	-
180-04590-835 AMORTIZATION EXPENSE	-	-	-	-	-
180-04585-835 WATER PLANT LINES	-	147,357	86,428	180,000	65,000

COUNTY OF MAVERICK
UTILITY WATER PLANT FUND 180
2025 - 2026 ADOPTED (UNAUDITED / UNADJUSTED / NOT GAAP)

	23-24 ACTUAL	23-24 BUDGETED	PRO-FORMA ENDING 9.30.24	REQUESTED 25-26	ADOPTED 25-26
		as of 7.18.24	as of 6.30.24		
180-03120-677 SEWER - OPER. SUPPLY	-	-	-	-	-
180-08250-835 INTEREST EXPENSE	53,584	-	-	-	-
180-10000-835 TRANSFERS IN / OUT	-	-	-	-	-
TOTAL OTHER SER. AND CHARGES	504,625	322,994	244,896	337,360	221,350
CAPITAL OUTLAY					
180-06100-835 MACHINERY & EQUIPMENT 5000+	11,278	73,227	67,887	13,227	13,227
180-06101-835 MACHINERY & EQUIPMENT 0-4999.99	16,078	5,770	5,570	770	5,000
180-06130-835 BUILDING	-	-	-	-	-
180-06131-835 IMPROVEMENTS	-	25,000	25,000	25,000	25,000
TOTAL CAPITAL OUTLAY	27,356	103,997	98,457	38,997	43,227
TOTAL UTILITY DEPT	1,066,059	1,045,493	912,266	1,082,873	895,594



**COUNTY OF MAVERICK
 PARKLAND FEES FUND (F183)
 2025 - 2026 ADOPTED (UNAUDITED / UNADJUSTED / NOT GAAP)**

22-23 ACTUAL	23-24 BUDGETED	PRO-FORMA ENDING 9.30.24 as of 7.18.24	REQUESTED 24-25	ADOPTED 24-25
-----------------	-------------------	--	--------------------	------------------

183: PARKLAND FEES

BANK BALANCE

REVENUES


183-01009-300 SURPLUS	-	26,600	-	26,600	27,207
OTHER	-	-	-	-	-
183-08020-300 INTEREST	592	-	601	-	250
PARKLAND FEE REVENUE	-	-	-	-	-
TOTAL FEES	592	26,600	601	26,600	27,457

SUPPLIES

OPERATING SUPPLY	-	-	-	-	27,457
PARK IMPROVEMENTS	-	-	-	-	-
183-03120-979 PARKLAND FEES - OPER	-	26,600	-	26,600	-
BANK FEES	-	-	-	-	-
TOTAL SUPPLIES	-	26,600	-	26,600	27,457

CAPITAL OUTLAY

MACHINERY & EQUIPMENT 6000+	-	-	-	-	-
MACHINERY & EQUIPMENT 0-4999.99	-	-	-	-	-
TOTAL CAPITAL OUTLAY	-	-	-	-	-
TOTAL FUND EXPENDITURES	-	26,600	-	26,600	27,457



PARKLAND FEES

Ordinance intended to ensure that park facilities are available when homeowners purchase their new homes, and to avoid authorizing development without ensuring that the park infrastructure necessary to support the new demand is available.

COUNTY OF MAVERICK
AIRPORT FUND (200)
2025 - 2026 ADOPTED (UNAUDITED / UNADJUSTED / NOT GAAP)

23-24 ACTUAL	24-25 BUDGETED	PRO-FORMA ENDING 9.30.25	REQUESTED 25-26	ADOPTED 25-26
-----------------	-------------------	-----------------------------	--------------------	------------------

as of 7.18.24

as of 6.30.24

3 F/T EMPLOYEES

200: AIRPORT FUND

REVENUES

200-01009-300 ESTIMATED SURPLUS AS OF 9.30.2024		598,301	-	598,301	399,294
200-01000-300 BUDGET AMENDMENT REVENUE	-	-	-	-	-
200-03100-300 SALE OF ASSETS	-	-	-	-	-
200-03120-300 PRINCIPAL PAYMENT	-	-	-	-	-
200-03061-300 HANGER FEES REVENUE	5,150	6,000	5,100	6,000	6,000
200-03110-300 MAV. CO. ALLOCATION	-	16,651	11,577	15,414	406,024
200-03160-300 OTHER	-	-	-	-	-
200-08271-300 TRANSFER IN-INTERFUND	-	-	-	-	-
TRANSFER IN R&B	-	-	-	-	-
200-08270-300 TRANSFER IN - GF PAYMENT	1,906	2,663	3,551	-	-
200-08020-300 INTEREST EARNED	15,893	15,000	13,601	15,000	15,000
TOTAL AIRPORT REVENUS	21,949	638,615	33,829	634,715	826,318

EXPENDITURES

PERSONNEL SERVICES

200-01140-870 CUSTODIANS	93,214	95,526	95,520	95,526	95,526
200-01045-870 OVERTIME	1,216	966	1,261	-	-
200-04119-870 GASB 68 PAYROLL EXPENSE	-	-	-	-	-
200-02051-870 LONGEVITY	-	2,516	2,516	2,516	2,888
200-02000-870 FRINGE BENEFITS	46,755	52,716	54,813	60,260	55,830
TOTAL PERSONNEL SERVICES	141,186	151,724	154,114	148,302	154,244

SUPPLIES

200-03100-870 OFFICE SUPPLIES	-	-	-	-	-
200-03110-870 POSTAGE	-	-	-	-	-
200-03120-870 OPERATING SUPPLIES	8,510	13,351	5,166	19,000	6,000
TOTAL SUPPLIES	8,510	13,351	5,166	19,000	6,000

OTHER SERVICES AND CHARGES

TRAINING

200-04120-870 PROFESSIONAL SERVICES	-	-	-	-	-
200-04200-870 UTILITIES (TELEPHONE)	-	-	-	-	-
200-04222-870 TELEPHONE	-	-	-	-	-
200-04223-870 CEL PHONES	1,057	1,150	1,176	1,150	1,150
200-04224-870 UTILITIES (ELECTRICTY)	4,589	6,025	6,025	5,500	6,800
200-04226-870 WATER	2,570	2,800	2,473	2,800	2,500
TRAVEL	-	-	-	-	-
200-04264-870 MILEAGE	-	-	-	-	-
200-04350-870 LIABILITY INSURANCE	1,931	2,124	2,124	2,000	2,124
200-04405-870 VEHICLE LEASE PAYMENTS	-	-	-	-	-
200-04410-870 VEHICLE REPAIRS	14,807	6,237	7,165	-	5,500
200-04420-870 VEHICLE FUEL AND OIL	2,757	5,000	2,034	5,000	3,000
200-04520-870 REPAIRS AND MAINT	-	-	-	-	-
200-08200-870 PROPERTY INSURANCE	-	-	-	-	-
200-08270-870 OTHER - TRANSFERS OUT	-	50,000	66,667	-	-
200-08272-870 TRANSFERS OUT-MATCH	1,617	-	-	-	-
TRANSFER OUT-AIRPORT MATCH	-	-	-	-	645,000
200-00000-870 AIRPORT FUND EXPENDITURES	925	391,204	-	695,000	-
200-10000-870 TRANSFERS IN / OUT	-	-	-	-	-
TOTAL OTHER SER. AND CHARGES	30,252	464,540	87,663	711,450	666,074

CAPITAL OUTLAY


200-06100-870 MACHINERY & EQUIPMENT 5000+	-	-	-	-	-
200-06101-870 MACHINERY & EQUIPMENT 0-4999.99	2,901	4,000	2,380	-	-
200-06130-870 BUILDING REPAIRS	-	5,000	500	-	-
200-06131-870 IMPROVEMENTS	116	-	-	-	-
200-08260-870 INTEREST	-	-	-	-	-
200-09400-890 DEPRECIATION	3,334	-	-	-	-
TOTAL CAPITAL OUTLAY	6,351	9,000	2,879	-	-
TOTAL AIRPORT EXPENSES	186,299	638,615	249,823	878,752	826,318

**COUNTY OF MAVERICK
HEALTH DEPARTMENT (240)
2025 - 2026 ADOPTED (UNAUDITED / UNADJUSTED / NOT GAAP)**

23-24 ACTUAL	24-25 BUDGETED	PRO-FORMA ENDING 9.30.25	REQUESTED 25-26	ADOPTED 25-26
	as of 7.18.24	as of 6.30.24		

240:HEALTH DEPARTMENT

BANK BALANCE	-	-	-	-
REVENUES				
ESTIMATED SURPLUS AS OF 9.30.2024	-	-	-	-
TEXAS DEPARTMENT OF HEALTH	-	-	-	-
240-04100-300 MAVERICK COUNTY GENERAL FUND	-	-	-	-
240-07120-300 CITY OF EAGLE PASS	-	-	-	-
TOTAL DEPARTMENT REVENUES	-	-	-	-
EXPENDITURES				
PERSONNEL SERVICES				
240-01030-830 HEAD OF DEPARTMENT	-	-	-	-
240-01040-830 DEPUTIES AND ASSISTANTS	-	-	-	-
240-01045-830 OVERTIME	-	-	-	-
240-02000-830 FRINGE BENEFITS	-	-	-	-
TOTAL PERSONNEL SERVICES	-	-	-	-
SUPPLIES				
240-03100-830 OFFICE SUPPLIES	-	-	-	-
240-03110-830 POSTAGE	-	-	-	-
240-03120-830 OPERATING SUPPLIES	-	-	-	-
TOTAL SUPPLIES	-	-	-	-
OTHER SERVICES AND CHARGES				
240-04015-830 TRAINING	-	-	-	-
240-04200-830 UTILITIES (TELEPHONE AND ELECTRICITY)	-	-	-	-
240-04222-830 TELEPHONE	-	-	-	-
240-04224-830 ELECTRICITY	-	-	-	-
240-04226-830 WATER	-	-	-	-
240-04520-830 REPAIRS AND MAINTENANCE	-	-	-	-
240-04550-830 OTHER-RENTAL	-	-	-	-
240-04155-300 BANK FEES	-	-	-	-
240-08270-830 TRANSFER OUT	-	-	-	-
TOTAL OTHER SER. AND CHARGES	-	-	-	-
CAPITAL OUTLAY				
240-06100-830 MACHINERY & EQUIPMENT 5000+	-	-	-	-
240-06101-830 MACHINERY & EQUIPMENT 0-4999.99	-	-	-	-
240-06130-830 BUILDING	-	-	-	-
TOTAL CAPITAL OUTLAY	-	-	-	-
TOTAL FUND EXPENDITURES	-	-	-	-




**COUNTY OF MAVERICK
TECHNOLOGY FUND (267)
2025 - 2026 ADOPTED (UNAUDITED / UNADJUSTED / NOT GAAP)**

23-24 ACTUAL	24-25 BUDGETED	PRO-FORMA ENDING 9.30.25 as of 6.30.25	REQUESTED 25-26	ADOPTED 25-26
-----------------	-------------------	--	--------------------	------------------

267-TECHNOLOGY FEES
BANK BALANCE

	23-24 ACTUAL	24-25 BUDGETED	PRO-FORMA ENDING 9.30.25 as of 6.30.25	REQUESTED 25-26	ADOPTED 25-26
REVENUES					
267-01009-300 ESTIMATED SURPLUS AS OF 9.30.2024	-	4,824	-	4,824	9,286
267-01000-300 BUDGET AMENDMENT	-	-	-	-	-
267-03161-300 JUSTICE OF THE PEACE PRCT 1	-	-	-	-	-
267-03162-300 JUSTICE OF THE PEACE PRCT 2	-	-	-	-	-
267-03163-300 JUSTICE OF THE PEACE PRCT 3, PL1	-	-	-	-	-
267-03164-300 JUSTICE OF THE PEACE PRCT 3, PL2	-	-	-	-	-
267-03165-300 JUSTICE OF THE PEACE PRCT 4	-	-	-	-	-
267-03166-300 COLLECTION DEPT - TECH FEE	4,186	4,000	7,523	4,000	7,300
267-03167-300 COUNTY CLERK - TECH FEE	-	-	-	-	-
267-03168-300 DISTRICT CLERK- TECH FEE	-	-	-	-	-
267-08020-300 INTEREST	108	-	196	-	168
267-03180-300 OVER & SHORTAGE	-	-	-	-	-
TOTAL FEES	4,294	8,824	7,719	8,824	16,754
APPROPRIATIONS					
267-03165-260 JUSTICE TECH FUND	-	882	-	-	-
267-06160-260 JP 1-CAPITAL EXPENDITURES-TRAVEL-EQUIP	-	-	-	-	-
267-06170-260 JP 2-CAPITAL EXPENDITURES-TRAVEL-EQUIP	-	-	-	-	-
267-06180-260 JP 3, PL 1-CAPITAL EXPENDITURES-TRAVEL-EQUIP	-	-	-	-	-
267-06185-260 JP 3, PL 2-CAPITAL EXPENDITURES-TRAVEL-EQUIP	-	-	-	-	-
267-06190-260 JP 4-CAPITAL EXPENDITURES-TRAVEL-EQUIP	-	-	-	-	-
267-06191-260 COLLECTION DEPT - TECH FEE	-	-	-	-	-
267-06192-260 DISTRICT CLERK	-	-	-	-	-
267-10000-260 TRANSFERS IN / OUT	-	-	-	-	-
267-04155-260 BANK FEES	-	-	-	-	-
267-00000-260 CONTINGENCIES	-	7,942	-	8,824	16,754
TOTAL FUND EXPENDITURES	-	8,824	-	8,824	16,754



**COUNTY OF MAVERICK
DISTRICT CLERK RECORDS MANAGEMENT AND PRESERVATION FUND (F268)
2025 - 2026 ADOPTED (UNAUDITED / UNADJUSTED / NOT GAAP)**

23-24 ACTUAL	24-25 BUDGETED	PRO-FORMA ENDING 9.30.25	REQUESTED 25-26	ADOPTED 25-26
	as of 7.18.24	as of 6.30.24		

268: DISTRICT CLERK RECORDS MANAGEMENT AND PRESERVATION FUND

BANK BALANCE

REVENUES

268-01009-300	ESTIMATED SURPLUS AS OF 9.30.2024	-	22,255	-	22,255	24,500
268-03170-300	DISTRICT CLERK RECORDS MANAGEMENT AND PRESERVATION REVENUE	1,645	1,720	1,532	1,720	1,720
268-08020-300	INTEREST	1,090	1,862	538	1,862	492

TOTAL FEES	2,735	25,837	2,070	25,837	26,712
------------	-------	--------	-------	--------	--------

SUPPLIES

268-03120-646	OPERATING SUPPLY	30,000	25,837	-	25,837	26,712
268-04155-646	BANK FEES	-	-	-	-	-


TOTAL SUPPLIES	30,000	25,837	-	25,837	26,712
----------------	--------	--------	---	--------	--------

CAPITAL OUTLAY

MACHINERY & EQUIPMENT	5000+	-	-	-	-	-
MACHINERY & EQUIPMENT	0-4999.99	-	-	-	-	-

TOTAL CAPITAL OUTLAY	-	-	-	-	-
----------------------	---	---	---	---	---

TOTAL FUND EXPENDITURES	30,000	25,837	-	25,837	26,712
-------------------------	--------	--------	---	--------	--------



**Chapter 203 Fee
District Clerk Records Management and Preservation Fund**

Statutes: Govt Code §51.317(b)(4) and (5)

ancillary funding statutes: Govt code §101.0611(7) and (7-a)

Source: Filing fee in civil cases - varying amounts: Govt Code §51.317(b)(4) (\$10) and (b)(5) (not to exceed \$10)

Note: The \$2.50 fee imposed on defendants convicted of an offense in district court was deleted in SB 346 (2019)

Controlled by: Commissioners Court

Purposes: To pay for specific records management and preservation, including for automation purposes, on approval by the commissioners court of a budget

**COUNTY OF MAVERICK
COUNTY RECORDS MANAGEMENT AND PRESERVATION FUND (F269)
2025 - 2026 ADOPTED (UNAUDITED / UNADJUSTED / NOT GAAP)**

23-24 ACTUAL	24-25 BUDGETED	PRO-FORMA ENDING 9.30.25	REQUESTED 25-26	ADOPTED 25-26
-----------------	-------------------	-----------------------------	--------------------	------------------

as of 7.18.24

as of 6.30.24

4 F/T EMPLOYEES

269-RECORDS MANAGEMENT

BANK BALANCE

REVENUES

269-01009-300 ESTIMATED SURPLUS AS OF 9.30.2024	-	-	-	-	54,361
269-01310-300 FUND BALANCE	-	-	-	-	-
269-03160-300 FEES	-	-	-	-	-
269-03192-300 TRANSFER IN - TO PAY OFF DUE FROM GF LIABILITY	-	-	-	-	-
269-03190-300 TRANSFER IN - GENERAL FUND MATCH	162,066	163,842	182,047	163,842	125,018
269-08275-300 TRANSFER IN	-	3,551	4,735	-	-
269-08020-300 INTEREST	847	833	1,124	833	833
269-03170-300 COUNTY REC MGMT & PRESERVATION	41,007	30,884	34,333	30,884	30,884
TOTAL FEES	203,920	199,110	222,238	195,559	211,096

PERSONAL SERVICES

269-01110-265 ASSISTANTS	127,393	127,368	125,793	133,736	132,066
269-01045-265 OVERTIME	-	-	-	-	-
269-02051-265 LONGEVITY	-	2,179	2,179	2,179	3,032
269-02000-265 FRINGE BENEFITS	58,740	64,763	66,532	61,212	70,948
TOTAL PERSONAL SERVICES	186,133	194,310	194,504	197,127	206,046

SUPPLIES

269-03120-265 OPERATING SUPPLY	3,532	4,000	4,442	5,000	4,000
TOTAL SUPPLIES	3,532	4,000	4,442	5,000	4,000

OTHER SERVICES & CHARGES

TRAINING	-	-	-	-	-
269-04264-265 MILEAGE	790	800	800	800	800
269-04261-265 TRAVEL	-	-	-	-	-
269-04262-265 CONFERENCES	-	-	-	-	-
269-04155-265 BANK FEES	827	-	124	-	250
269-04520-265 REPAIRS & MAINTANCE	-	-	-	-	-
269-04525-265 MAINTENANCE CONTRACT	-	-	-	-	-
269-04550-265 RENTAL	-	-	-	-	-
269-10000-265 TRANSFERS IN /OUT	-	-	-	-	-
269-04580-265 LEASE AGREEMENT	-	-	-	-	-
TOTAL OTHER SERVES & CHARGES	1,617	800	124	800	1,050

CAPITAL OUTLAY

269-06100-265 MACHINERY & EQUIPMENT 5000+	-	-	-	-	-
269-06101-265 MACHINERY & EQUIPMENT 0-4999.99	-	-	-	-	-
TOTAL CAPITAL OUTLAY	-	-	-	-	-
TOTAL FUND EXPENDITURES	191,281	199,110	199,071	202,927	211,096

County Records Management and Preservation Fund

Statutes: Local Gov't Code §§ 118.052(3)(G), 118.0546, 118.0645; Gov't Code §§ 51.317(b)(4) and (c) (1); see also Local Gov't Code §203.003(6)

Collary funding statutes: Gov't Code §101.0611(7) (District Court); Gov't Code §101.0814(4)(G) (Statutory County Court); Gov't Code §101.1013(4)(G) (Probate Court); Gov't Code §101.1214(4)(G)(County Court)

Source: Fee for filing civil case - \$5;

Controlled by: Commissioners Court

Purposes: Records management preservation or automation purposes in the county.

Note: The \$22.50 fee imposed on defendants convicted of an offense in county court, county court at law, or a district court was deleted in SB 346 (2019).

Limitations: Expenditures from the fund require prior approval of the commissioner court.

**COUNTY OF MAVERICK
COUNTY AND DISTRICT CLERK TECHNOLOGY FUND (F270)
2025 - 2026 ADOPTED (UNAUDITED / UNADJUSTED / NOT GAAP)**

23-24 ACTUAL	24-25 BUDGETED	PRO-FORMA ENDING 9.30.25	REQUESTED 25-26	ADOPTED 25-26
	as of 7.18.24	as of 6.30.24		

270: COUNTY AND DISTRICT CLERK TECHNOLOGY FUND

BANK BALANCE

REVENUES

270-01009-300 ESTIMATED SURPLUS AS OF 9.30.2024	0	2,529	-	2,529	2,842
270-03167-300 TECHNOLOGY REVENUE - COUNTY	0	-	-	-	-
270-03168-300 TECHNOLOGY REVENUE - DISTRICT	248	40	372	40	240
270-08020-300 INTEREST	56	52	62	52	52

TOTAL FEES 305 2,621 434 2,621 3,134

SUPPLIES

270-04155-662 BANK FEES	-	-	-	-	-
TRAINING	-	-	-	-	-
LEASE AGREEMENT	-	-	-	-	-
270-03120-662 OPERATING SUPPLY	-	2,621	-	2,621	3,134


TOTAL SUPPLIES - 2,621 - 2,621 3,134

CAPITAL OUTLAY

MACHINERY & EQUIPMENT 5000+	-	-	-	-	-
MACHINERY & EQUIPMENT 0-4999.99	-	-	-	-	-

TOTAL CAPITAL OUTLAY - - - - -

TOTAL FUND EXPENDITURES - 2,621 - 2,621 3,134



COUNTY AND DISTRICT CLERK TECHNOLOGY FUND

Statutes: Code crim. Proc. art. 102.0169

Collateral funding statutes: Gov't Code §134.101, §134.102, §134.103

Source: Percentage, not less than 3.8095%, of \$105 local consolidated fee on conviction of felony, of \$123 local consolidated fee on conviction of Class A or B misdemeanor, or \$14 local consolidated fee on conviction of nonjailable misdemeanor.

Controlled by: Commissioners Court


Purposes: To pay the cost of continuing education and training for county court, statutory county court, or district court judges and clerks regarding technological enhancements; purchase and maintenance of technological enhancements including: computer systems, networks, hardware and software; imaging systems; electronic kiosks; and docket management systems.

**COUNTY OF MAVERICK
COURTHOUSE SECURITY FUND (271)
2025 - 2026 ADOPTED (UNAUDITED / UNADJUSTED / NOT GAAP)**

23-24 ACTUAL	24-25 BUDGETED	PRO-FORMA ENDING 9.30.25	REQUESTED 25-26	ADOPTED 25-26
	as of 7.18.24	as of 6.30.24		

271: COURTHOUSE SECURITY FUND
BANK BALANCE

	23-24 ACTUAL	24-25 BUDGETED	PRO-FORMA ENDING 9.30.25	REQUESTED 25-26	ADOPTED 25-26
REVENUES					
271-01009-300 ESTIMATED SURPLUS AS OF 9.30.2024		170,000	-	170,000	231,600
271-03100-300 COURTHOUSE SEC.REV	25,635	23,000	21,290	23,000	23,000
271-03160-300 JUSTICE COURT BUILDING SECURITY	9,369	9,500	10,805	9,500	9,500
271-08275-300 TRANSFER IN	-	25,000	27,778	25,000	25,000
271-08020-300 INTEREST	3,790	3,700	4,554	3,700	3,700
271-03180-310 OVERAGE & SHORTAGE	-	-	-	-	-
TOTAL FEES	38,794	231,200	64,427	231,200	292,800
APPROPRIATIONS					
271-04155-270 BANK FEES	137	200	-	200	200
271-01085-270 SECURITY-COURTROOM BAILIFF	-	-	-	-	-
271-02000-270 FRN BEN.	-	-	-	-	-
271-04525-270 MAINTENANCE CONTRACT	-	-	-	-	-
271-03120-270 OPERATING	171	226,392	226,392	-	292,600
271-10000-270 TRANSFERS IN / OUT	-	-	-	-	-
271-06100-270 MACHINERY & EQUIPMENT 5000:	-	-	-	-	-
271-06101-270 MACHINERY & EQUIPMENT 04999.99	6,486	4,608	4,608	-	-
TOTAL FUND EXPENDITURES	6,794	231,200	231,200	231,200	292,800
TOTAL FUND EXPENDITURES	6,794	231,200	231,200	231,200	292,800



COURTHOUSE SECURITY FUND

Statutes: Local Gov't Code §291.009; Code Crim. Proc. §102.017

Collateral funding statutes: Gov't Code §101.0615(2) and (3) (District Court Fees); Gov't Code §101.0814(7) and (8) (Statutory County Court Fees); Gov't Code §101.1214(6) and (7) (County Court Fees); Loc. Gov't Code §§134.101, 134.102, 134.103.

Source: Civil court fee not to exceed \$5 (optional, set by commissioners court)
\$1 filing fee on any document not otherwise subject to security fee (mandatory if civil fee set by commissioners court).

Percentage, not less than 9.5238%, of the \$105 local consolidated fee on conviction of felony, 8.1301% of the \$123 local consolidated fee on conviction of Class A or B misdemeanor, or 35% of the \$14 local consolidated fee on conviction of nonjailable misdemeanor.

Controlled by: Commissioners Court

Purposes: To pay for security personnel, services, and items related to a building housing a court, including: x-ray machine (purchase and repair); handheld and walkthrough metal detectors; identification cards and systems; electronic locking and surveillance equipment; video teleconferencing systems; signage; confiscated weapons inventory and tracking systems; locks, chains, alarms or similar security devices; bulletproof glass (purchase and repair); continuing education on security issues for court and security personnel; and warrant officers and related equipment.

**COUNTY OF MAVERICK
CONSTRUCTION IN PROGRESS - WATER PLANT EXPANSION (F272)
2025 - 2026 ADOPTED (UNAUDITED / UNADJUSTED / NOT GAAP)**

23-24 ACTUAL	24-25 BUDGETED	PRO-FORMA ENDING 9.30.25	REQUESTED 25-26	ADOPTED 25-26
	as of 7.18.24	as of 6.30.24		

272 CONSTRUCTION IN PROGRESS - WATER PLANT EXPANSION

REVENUES


ESTIMATED SURPLUS AS OF 9.30.2024	-	-	-	-
272-04281-300 AGENCY LOAN	-	-	-	-
272-05030-300 AGENCY GRANT	-	-	-	-
272-05035-300 ADDITIONAL GRANT	-	-	-	-
INTEREST RECEIVABLE - INVESTMENTS	-	-	-	-
INTEREST	-	-	-	-
APPROPRIATIONS-CAPITAL OUTLAY	-	-	-	-
OTHER FINANCING SOURCES - BOND PROCEEDS	-	-	-	-
OTHER FINANCING SOURCES - BOND PROCEEDS	-	-	-	-
272-08275-300 TRANSFER IN	-	-	-	-
OTHER	-	-	-	-
TOTAL FEES	-	-	-	-

OTHER SERVICES AND CHARGES

272-04587-687 CONSTRUCTION	-	-	-	-
272-00000-687 CONTINGENCY	-	-	-	-
272-04127-687 ENGINEERING FEES: (\$368,850)	-	-	-	-
PRE	-	-	-	-
ENVIRONMENTAL REPORT	-	-	-	-
BASIC	-	-	-	-
STAKE/SURVEY/GEOTECH	-	-	-	-
ADDITIONAL SERVICES	-	-	-	-
272-04123-687 INSPECTIONS	-	-	-	-
272-04124-687 O&M MANUAL	-	-	-	-
272-04121-687 LEGAL FEES / BOND COUNSEL	-	-	-	-
272-08020-687 INTEREST DURING CONSTRUCTION	-	-	-	-
MOBILIZATION AND BONDS	-	-	-	-
WATER TREATMENT PLANT IMPROVEMENTS	-	-	-	-
CLEANUP, RESTORATION AND RETAINAGE	-	-	-	-
RESIDENT INSPECTION	-	-	-	-
CONSTRUCTION STAKING	-	-	-	-
GEOTECHNICAL MATERIAL TESTING	-	-	-	-
POST-CONSTRUCTION SERVICES	-	-	-	-
O&M MANUALS	-	-	-	-
SPECIAL ASSESMENT DEBT	-	-	-	-
272-08270-687 TRANSFERS OUT	-	-	-	-
APPROPRIATIONS TRANSFERS OUT	-	-	-	-
272-04155-687 BANK FEES	-	-	-	-
OPERATING	-	-	-	-
TOTAL SUPPLIES	-	-	-	-

CAPITAL OUTLAY

MACHINERY & EQUIPMENT 5000+	-	-	-	-
MACHINERY & EQUIPMENT 0-4999.99	-	-	-	-
TOTAL CAPITAL OUTLAY	-	-	-	-
TOTAL FUND EXPENDITURES	-	-	-	-



COUNTY OF MAVERICK
LANDFILL WASTE/CRIMINAL DETENTION (F280)
2025 - 2026 ADOPTED (UNAUDITED / UNADJUSTED / NOT GAAP)

23-24 ACTUAL	24-25 BUDGETED	PRO-FORMA ENDING 9.30.25	REQUESTED 25-26	ADOPTED 25-26
	as of 7.18.24	as of 6.30.24		


280: LANDFILL WASTE / CRIMINAL DETENTION

REVENUES

ESTIMATED SURPLUS AS OF 9.30.2024					
280-02015-300	ADDITIONAL SALES TAX REVENUE	4,535,340	4,000,000	4,268,330	4,000,000
280-08020-300	INTEREST	8,982	-	8,815	-
	OTHER	-	-	-	-
280-08271-300	TRANSFER IN - TO OFFSET DUE FROM GF RECEIVABL	-	400,000	444,444	400,000
TOTAL REVENUE FEES		4,544,322	4,400,000	4,721,589	4,400,000

EXPENDITURES

OPERATING					
280-08269-930	TRANSFER OUT TO LANFILL	-	400,000	355,556	400,000
280-08275-930	TRANS TO OPERATION OF LANDFILL	4,535,340	4,000,000	4,268,330	4,000,000
	TRANSFER OUT TO LANFILL CLOSURE/POSTCLOSURE	-	-	-	-
TOTAL EXPENDITURES		4,535,340	4,400,000	4,623,885	4,400,000



COUNTY OF MAVERICK
INTEREST AND SINKING FUND (293)
2025 - 2026 ADOPTED (UNAUDITED / UNADJUSTED / NOT GAAP)

23-24 ACTUAL	24-25 BUDGETED	PRO-FORMA ENDING 9.30.25 as of 7.18.24	REQUESTED 25-26	ADOPTED 25-26
-----------------	-------------------	--	--------------------	------------------

293-INTEREST AND SINKING

REVENUES

293-01100-300 CURRENT TAXES	4,193,590	3,567,254	4,742,882	3,567,254	3,526,297
293-01119-300 ISSUANCE OF BONDS	-	-	-	-	-
293-01200-300 DELINQUENT	-	-	-	-	-
293-01300-300 PENALTY & INTEREST	-	-	-	-	-
293-01305-300 OTHER	-	-	-	-	-
293-01310-300 PRIOR BAL	-	-	-	-	-
293-01350-300 DISCOUNT	-	-	-	-	-
293-08275-310 TRANSFER IN GENERAL FUND	-	-	-	-	-
293-01320-300 TRANS. IN LANDFILL	-	-	-	-	-
293-03160-300 TIPPING FEES LANDFILL AUTHORITY	-	-	-	-	-
293-03312-300 MISC. REVENUE	-	-	-	-	-
293-08020-300 INTEREST	26,460	27,000	31,968	27,000	27,000
293-08275-300 TRANSFER-IN ADD SALES TAX	-	-	-	-	-
TRANSFER IN	-	-	-	-	-
FUND BALANCE TO PAY CELL 3	-	-	-	-	-
293-01306-300 FUND BALANCE PREVIOUS YEARS	-	706,000	-	706,000	1,145,482
TOTAL DEPARTMENT REVENUES	4,220,050	4,300,254	4,774,851	4,300,254	4,698,780

EXPENDITURES

CAPITAL OUTLAY

293-03120-920 OPERATING	-	-	-	-	-
293-08250-920 INTEREST	906,462	847,400	598,724	847,400	742,630
293-09168-920 NEW TAN	-	-	-	-	-
293-09170-920 PRINCIPAL	3,037,000	2,563,000	3,417,333	2,563,000	2,673,000
293-04155-870 BANK FEES	-	-	-	-	-
293-09175-920 FEES	400	3,000	267	3,000	500
293-08251-920 CATERPILLAR LEASE - INTEREST	-	-	-	-	-
293-09171-920 CATERPILLAR LEASE - PRINCIPAL	-	-	-	-	-
293-09176-920 ADDITIONAL PAYMENTS	-	886,854	-	886,854	-
293-10000-920 TRANSFERS IN / OUT	-	-	-	-	-
TOTAL FUND EXPENDITURES	3,943,862	4,300,254	4,016,324	4,300,254	3,416,130

1,282,650

		PRINCIPAL	INTEREST	TOTAL
COO SERIES 2021	3/1/2025	385,000	44,226	469,814
	9/1/2026	-	40,588	-
LTRB SERIES 2021	3/1/2025	55,000	5,201	64,800
	9/1/2026	-	4,599	-
WATERPLANT 2019	3/1/2025	35,000	25,883	86,710
	9/1/2025	-	25,827	-
LTRB SERIES 2020A	3/1/2026	1,230,000	259,213	1,717,675
	9/1/2026	-	228,463	-
TAXNOTE SERIES 2019	3/15/2026	680,000	15,300	695,300
	1/0/1900	-	-	-
COO SERIES 2020	3/1/2026	280,000	48,059	373,331
	9/1/2026	-	45,273	-
		2,665,000	742,630	3,407,830

COUNTY OF MAVERICK
TAX NOTES 2019 (F338)
2025 - 2026 ADOPTED (UNAUDITED / UNADJUSTED / NOT GAAP)

23-24 ACTUAL	24-25 BUDGETED	PRO-FORMA ENDING 9.30.25 as of 7.18.24	REQUESTED 25-26	ADOPTED 25-26
-----------------	-------------------	--	--------------------	------------------


338: TAX NOTES 2019

REVENUES

338-01009-300 ESTIMATED SURPLUS AS OF 9.30.2024	-	-	-	-
338-01119-300 BOND REVENUE TAX CERT 2019	-	-	-	-
338-08275-300 TRANSFER IN	-	-	-	-
338-08275-300 INTEREST	-	-	-	-
TOTAL REVENUE FEES	-	-	-	-

EXPENDITURES

338-04575-695-00 OPERATING	-	-	-	-
338-04575-695-01 STREET IMPR OV- CANAL ST	-	-	-	-
338-04575-695-02 STREET IMPROV - CHULA VISTA	-	-	-	-
338-04575-695-03 STREET IMPROV - CROSS CREEK DR	-	-	-	-
338-04575-695-04 STREET IMPROV - FRICK ST	-	-	-	-
338-04575-695-05 STREET IMPROV - IRMA MORALES	-	-	-	-
338-04575-695-06 STREET IMPROV - RIVERA DR	-	-	-	-
338-04575-695-07 STREET IMPROV - DESIRABLE ST	-	-	-	-
338-04575-695-08 STREET IMPROV - HERRING ST	-	-	-	-
338-04575-695-09 STREET IMPROV - SALINAS DR	-	-	-	-
338-04575-695-10 STREET IMPROV - WEYRICH	-	-	-	-
338-04575-695-11 STREET IMPROV - GRATEX	-	-	-	-
338-04575-695-12 STREET IMPROV - MINERVA DR	-	-	-	-
338-04575-695-13 STREET IMPROV - LAS QUINTAS BLVD	-	-	-	-
338-04575-695-14 STREET IMPROV - RAMIREZ ST	-	-	-	-
338-04575-695-15 STREET IMPROV - SANCHEZ ST	-	-	-	-
338-04575-695-16 STREET IMPROV - RODRIGUEZ ST	-	-	-	-
338-04575-695-17 STREET IMPROV - SECO ST	-	-	-	-
338-04575-695-18 STREET IMPROV - GARCIA ST	-	-	-	-
338-04575-695-19	-	-	-	-
338-04575-695-20 STREET IMPROV - RITCHIE RD	-	-	-	-
338-04575-695-21 STREET IMPROV - BALCONES BLVD	-	-	-	-
338-04575-695-22 STREET IMPROV - BECOS ST	-	-	-	-
338-04575-695-23 STREET IMPROV - COMMISARY AVE	-	-	-	-
338-04575-695-24 STREET IMPROV - CENIZO DR	-	-	-	-
338-04575-695-25 STREET IMPROV - FRANCES GATE	-	-	-	-
338-04575-695-26 STREET IMPROV - BARRERA ST	-	-	-	-
338-04575-695-27 STREET IMPROV - DR. GATES	-	-	-	-
338-04575-695-28 STREET IMPROV - NORTH CHURCH	-	-	-	-
338-04575-695-29 STREET IMPROV - KIOSKO ST	-	-	-	-
338-04575-695-30 STREET IMPROV - YUCCA CIR	-	-	-	-
338-04575-695-31 STREET IMPROV - SPRINGWOOD DR	-	-	-	-
338-04575-695-32 STREET IMPROV - WILD OAK DR	-	-	-	-
338-04575-695-33 STREET IMPROV - RUELA DR	-	-	-	-
338-04575-695-34 STREET IMPROV - KYPUROS RD	-	-	-	-
338-04575-695-35 STREET IMPROV - DEER RUN BLVD	-	-	-	-
338-04575-695-36 STREET IMPROV - EIDSON RD	-	-	-	-
338-04575-695-37 STREET IMPROV - STEVENS LANE	-	-	-	-
338-04575-695-38 STREET IMPROV - AZUCENA ST	-	-	-	-
338-04575-695-39 STREET IMPROV - PASEO DR	-	-	-	-
338-04127-695 ENGINEERING SVCS	-	-	-	-
338-04155-695 BANK FEES	-	-	-	-
338-04975-695 ISSUANCE COST	-	-	-	-
338-08100-695 MACH & EQUIP 5000+	-	-	-	-
338-08270-695 TRANSFER OUT	-	-	-	-
TOTAL EXPENDITURES	-	-	-	-



COUNTY OF MAVERICK
CERTIFICATE OF OBLIGATION SERIES 2021 (F339)
2025 - 2026 ADOPTED (UNAUDITED / UNADJUSTED / NOT GAAP)

23-24 ACTUAL	24-25 BUDGETED	PRO-FORMA ENDING 9.30.25	REQUESTED 25-26	ADOPTED 25-26
	as of 7.18.24	as of 6.30.24		

339: CERTIFICATE OF OBLIGATION SERIES 2021

REVENUES

339-01009-300 ESTIMATED SURPLUS AS OF 9.30.2024	-	-	-	1,905,034	1,048,557
339-01119-300 CERTIFICATE OF OBLIGATION REVENUE	-	-	-	-	-
339-08275-300 TRANSFER IN	-	-	-	-	-
339-01009-300- SURPLUS	-	1,905,034	-	-	-
339-08020-300- INTEREST	45,467	45,000	37,513	-	15,000
OTHER	-	-	-	-	-
TOTAL REVENUE FEES	45,467	1,950,034	37,513	1,905,034	1,063,557

EXPENDITURES

339-45750-695-00 STREET IMPROVEMENTS	-	-	-	-	-
339-45752-695-01 C/T S2021 - STREET IMPROV - WINDCHESTER	-	-	-	-	-
339-45751-695-00 C/T S2021 - STREET IMPROV PCT1	-	-	-	-	-
339-45752-695- C/T S2021 - STREET IMPROV PCT2	57,364	-	-	-	-
C/T S2021 - STREET IMPROV PCT3	-	-	-	-	-
C/T S2021 - STREET IMPROV PCT4	-	-	-	-	-
339-45752-695-01 C/T S2021 - STREET IMPROV - CANAL ST	-	-	-	-	-
339-45752-695-02 C/T S2021 - STREET IMPROV - CHULA VISTA	-	-	-	-	-
339-45752-695-03 C/T S2021 - STREET IMPROV - CROSS CRK DR	-	-	-	-	-
339-45752-695-04 C/T S2021 - STREET IMPROV - FRICK ST	-	-	-	-	-
339-45752-695-05 C/T S2021 - STREET IMPROV - IRMA MORALES	-	-	-	-	-
339-45752-695-05 C/T S2021 - STREET IMPROV - RIVERA DR	-	-	-	-	-
339-45752-695-07 C/T S2021 - STREET IMPROV - DESIRABLE ST	-	-	-	-	-
339-45752-695-08 C/T S2021 - STREET IMPROV - HERRING ST	-	-	-	-	-
339-45752-695-09 C/T S2021 - STREET IMPROV - SALINAS DR	-	-	-	-	-
339-45752-695-10 C/T S2021 - STREET IMPROV - WEYRICH	-	-	-	-	-
339-45754-695-XX C/T S2021 - STREET IMPROV - ROS	-	-	-	-	-
339-45754-695-13 C/T S2021 - STREET IMPROV - LAS QUINTAS BLVD	-	-	-	-	-
339-45754-695-14 C/T S2021 - STREET IMPROV - RAMIREZ ST	-	-	-	-	-
339-45754-695-15 C/T S2021 - STREET IMPROV - SANCHEZ ST	-	-	-	-	-
339-45753-695-16 C/T S2021 - STREET IMPROV - RODRIGUEZ ST	-	-	-	-	-
339-45753-695-17 C/T S2021 - STREET IMPROV - SECO ST	-	-	-	-	-
339-45753-695-18 C/T S2021 - STREET IMPROV - GARCIA ST	-	-	-	-	-
339-45753-695-19 C/T S2021 - STREET IMPROV - GONZALEZ ST	-	-	-	-	-
339-45753-695-20 C/T S2021 - STREET IMPROV - RITCHIE RD	-	-	-	-	-
339-45753-695-21 C/T S2021 - STREET IMPROV - BALCONES BLVD	-	-	-	-	-
339-45753-695-22 C/T S2021 - STREET IMPROV - BECOS	-	-	-	-	-
339-45753-695-23 C/T S2021 - STREET IMPROV - COMMISARY AVE	-	-	-	-	-
339-45753-695-24 C/T S2021 - STREET IMPROV - CENIZO DR	-	-	-	-	-
339-45751-695-25 C/T S2021 - STREET IMPROV - FRANCES GATE	-	-	-	-	-
339-45751-695-26 C/T S2021 - STREET IMPROV - BARRERA ST	-	-	-	-	-
339-45751-695-27 C/T S2021 - STREET IMPROV - DR GATES	-	-	-	-	-
339-45754-695-28 C/T S2021 - STREET IMPROV - NORTH CHURCH	-	-	-	-	-
339-45753-695-29 C/T S2021 - STREET IMPROV - KIOSKO ST	-	-	-	-	-
339-45751-695-30 C/T S2021 - STREET IMPROV - YUCCA CIR	-	-	-	-	-
C/T S2021 - STREET IMPROV - ROSITA VALLEY	-	-	-	-	-
C/T S2021 - STREET IMPROV - OLD PIONEER	-	-	-	-	-
339-45753-695-00 C/T S2021 - STREET IMPROV PCT3	-	-	-	-	-
C/T S2021 - STREET IMPROV-SUL ROSS	-	-	-	-	100,000.00
339-45871-695-00 C/T S2021 - CONSTRUCTION PCT1	-	-	-	-	-
339-45872-695-00 C/T S2021 - CONSTRUCTION PCT2	-	-	-	-	-
339-45873-695-00 C/T S2021 - CONSTRUCTION PCT3	-	-	-	-	-
339-45874-695-00 C/T S2021 - CONSTRUCTION PCT4	-	-	-	-	-
339-45921-695 STREET UTILITY PCT 1	-	-	-	-	-
339-04584-695- PROPERTY ACQUISITION	-	820,265	921,929	-	205,186
339-04520-695- REPAIRS AND MAINTENANCE	-	433,000	-	-	171,000
339-04527-695- PARKS REPAIRS AND MAINTENANCE	-	100,000	6,093	-	95,430
LAND ACQUISITION	-	-	-	-	-
339-04430-695 COMM RADIOS	-	-	-	-	-
339-04020-695 UNIFORMS	-	-	-	-	-


COUNTY OF MAVERICK
CERTIFICATE OF OBLIGATION SERIES 2021 (F339)
2025 - 2026 ADOPTED (UNAUDITED / UNADJUSTED / NOT GAAP)

23-24 ACTUAL	24-25 BUDGETED	PRO-FORMA ENDING 9.30.24	REQUESTED 25-26	ADOPTED 25-26
-----------------	-------------------	-----------------------------	--------------------	------------------

as of 7.18.24 as of 6.30.24

339-04975-695	ISSUANCE COST	-	-	-	-	-	-	-
	IMPROVEMENTS PCT 1	-	-	-	-	-	-	35,000
	IMPROVEMENTS PCT 2	-	-	-	-	-	-	-
	IMPROVEMENTS PCT 3	-	-	-	-	-	-	-
	IMPROVEMENTS PCT 4	-	-	-	-	-	-	-
339-06131-695-01	IMPROVEMENTS VET. MEMORIAL	-	-	-	-	-	-	-
339-06131-695-	IMPROVEMENTS	29,215	9,338	12,451	-	-	-	-
339-04586-695-	COUNTY PARKING LOTS	-	100,000	-	-	-	-	59,932
339-45871-695-	CONSTRUCTION - PCT 1	-	75,000	-	-	-	-	-
339-45872-695-	CONSTRUCTION - PCT 2	-	138,448	-	-	-	-	98,448
339-45873-695-	CONSTRUCTION - PCT 3	121,811	187,308	-	-	-	-	147,308
339-45874-695-	CONSTRUCTION - PCT 4 SO SUBSTATION	(560)	-	-	-	-	-	-
339-04587-695	CONSTRUCTION - AMPHI	-	-	-	-	-	-	-
339-04155-695	BANK FEES	-	-	-	-	-	-	-
339-06100-695-	MACH & EQUIP 0-4999	6,750	79,675	45,046	-	-	-	51,254
	MACH & EQUIP 5000+	-	-	-	-	-	-	100,000
	TRANSFER OUT	-	-	-	-	-	-	-
	TOTAL EXPENDITURES	214,580	1,943,034	989,519	-	-	-	1,063,657

Note: Proposed Budget Amount is the remaining balance of funds approved for FY2024 minus actual expenditures for FY2024



COUNTY OF MAVERICK
LBSP (389)
2025 - 2026 ADOPTED (UNAUDITED / UNADJUSTED / NOT GAAP)

23-24 ACTUAL	24-25 BUDGETED	PRO-FORMA ENDING 9.30.25	REQUESTED 25-26	ADOPTED 25-26
	as of 7.18.24	as of 6.30.24		

1 F/T EMPLOYEE


389: LBSP

REVENUES

389-01009-300 SURPLUS	0	9,000	0	9,000	9,000
389-05100-300 MAVERICK COUNTY MATCH	11,430		0	0	-
389-08020-300 INTEREST	0	980	269	980	-
389-08271-300 TRANSFER IN	0	21,403	28,537	20,515	-
389-08977-300 REVENUE G#3149801	0	30,025	0	30,025	-
389-08975-300 LSBP G#3149804	0	-	0	0	-
389-08978-300 LSBP G#3149807	0	-	0	0	-
389-08979-300 LSBP G#3149808 REV	1,273		8,781	0	-
389-08980-300 REVENUE G#3149809	2,384		-	-	-
TOTAL REVENUE FEES	21,087	61,408	37,588	60,520	9,000

PERSONAL SERVICES

01040-972/974/975 DEPUTY	15,525	76,483	36,759	76,483	-
01045-972/974/975 OVERTIME	1,214		2,630	-	-
02051-972/974/975 LONGEVITY					-
02000-972/974/975 FRINGE BENEFITS	4,349	36,513	15,870	35,625	-
TOTAL PERSONAL SERVICES	21,087	112,996	55,259	112,108	-
TRANSFER OUT TO GF					9,000
TOTAL EXPENDITURES	21,087	112,996	55,259	112,108	9,000



COUNTY OF MAVERICK
COLONIAL GRANT #7218065 (F408)
2025 - 2026 ADOPTED (UNAUDITED / UNADJUSTED / NOT GAAP)

23-24 ACTUAL	24-25 BUDGETED	PRO-FORMA ENDING 9.30.25	REQUESTED 25-26	ADOPTED 25-26
	as of 7.18.24	as of 6.30.24		

408: COLONIAL GRANT #7218065

BANK BALANCE

REVENUES

408-01009-300 SURPLUS
 408-04100-300 TRANSFER IN
 408-05030-300 G#7218065 REVENUE
 408-08020-300 INTEREST

TOTAL FEES

SUPPLIES

OPERATING SUPPLY
 408-04155-683 BANK CHARGES

TOTAL SUPPLIES

OTHER SERVICES & CHARGES

408-04576-683 SEWER IMPROVEMENTS CONSTRUCTION
 408-04127-683 SEWER IMPROVEMENTS ENGINEERING
 408-04999-683 GENERAL PROGRAM ADMINISTRATION
 408-04595-683 REHAB: SINGLE UNIT SEWER SERVICE CONSTRUCTION
 408-08270-683 TRANSFER OUT


TOTAL OTHER SERVICES & CHARGES

CAPITAL OUTLAY

MACHINERY & EQUIPMENT 5000
 MACHINERY & EQUIPMENT 0-4999.99

TOTAL CAPITAL OUTLAY

TOTAL FUND EXPENDITURES




THIS GRANT WAS CLOSED IN FISCAL YEAR 2024

**COUNTY OF MAVERICK
 ZIKA PROJECT (F411)
 2025 - 2026 ADOPTED (UNAUDITED / UNADJUSTED / NOT GAAP)**

23-24 ACTUAL	24-25 BUDGETED	PRO-FORMA ENDING 9.30.25	REQUESTED 25-26	ADOPTED 25-26
	as of 7.18.24	as of 6.30.24		

411: ZIKA PROJECT

	23-24 ACTUAL	24-25 BUDGETED	PRO-FORMA ENDING 9.30.25	REQUESTED 25-26	ADOPTED 25-26
REVENUES					
SURPLUS					
411-05030-300 ZIKA REVENUE	-	-	-	-	-
411-05031-300 ZIKA REVENUE 2020	-	-	-	-	-
411-05032-300 ZIKA REVENUE 2021	-	-	-	-	-
411-08271-300 TRANSFER IN	-	-	-	-	-
OTHER	-	-	-	-	-
TOTAL FEES	-	-	-	-	-
SUPPLIES					
411-01041-689 PERSONNEL	-	-	-	-	-
411-03120-689 OPERATING SUPPLY	-	-	-	-	-
411-03130-689 OTHER	-	-	-	-	-
411-04261-689 TRAVEL	-	-	-	-	-
411-04999-689 ADMIN	-	-	-	-	-
411-01041-932 PERSONNEL	-	-	-	-	-
411-03120-932 OPERATING SUPPLY	-	-	-	-	-
411-03130-932 OTHER	-	-	-	-	-
411-04261-932 TRAVEL	-	-	-	-	-
411-04999-932 ADMIN	-	-	-	-	-
411-08270-689 TRANSFER OUT	-	-	-	-	-
BANK FEES	-	-	-	-	-
TOTAL SUPPLIES	-	-	-	-	-
CAPITAL OUTLAY					
MACHINERY & EQUIPMENT 5000+	-	-	-	-	-
MACHINERY & EQUIPMENT 0-4999.99	-	-	-	-	-
TOTAL CAPITAL OUTLAY	-	-	-	-	-
TOTAL FUND EXPENDITURES	-	-	-	-	-




COUNTY OF MAVERICK
CDBG GRANT #7218115 (F412)
2025 - 2026 ADOPTED (UNAUDITED / UNADJUSTED / NOT GAAP)

23-24 ACTUAL	24-25 BUDGETED	PRO-FORMA ENDING 9.30.25 as of 7.18.24	REQUESTED 25-26	ADOPTED 25-26
-----------------	-------------------	--	--------------------	------------------

412: CDBG GRANT G#7218115

	23-24 ACTUAL	24-25 BUDGETED	PRO-FORMA ENDING 9.30.25 as of 7.18.24	REQUESTED 25-26	ADOPTED 25-26
<u>REVENUES</u>					
SURPLUS					
412-08271-300 TRANSFER IN	-	-	-	-	-
412-05030-300 G# REVENUE	-	-	-	-	-
412-08020-300 INTEREST	-	-	-	-	-
412-04100-300 CDBG GRANT G#7218115 MATCH	-	-	-	-	-
TOTAL FEES	-	-	-	-	-
<u>SUPPLIES</u>					
OPERATING SUPPLY					
BANK CHARGES					
TOTAL SUPPLIES	-	-	-	-	-
<u>OTHER SERVICES & CHARGES</u>					
412-04126-933 SEWER IMPROVEMENTS CONSTRUCTION	-	-	-	-	-
412-04127-933 SEWER IMPROVEMENTS ENGINEERING	-	-	-	-	-
412-04999-933 GENERAL PROGRAM ADMINISTRATION	-	-	-	-	-
412-04595-933 REHAB: SINGLE UNIT SEWER SERVICE CONSTRUCTK	-	-	-	-	-
412-08270-933 TRANSFER OUT	-	-	397,078	-	-
TOTAL OTHER SERVICES & CHARGES	-	-	397,078	-	-
<u>CAPITAL OUTLAY</u>					
MACHINERY & EQUIPMENT 5000+					
MACHINERY & EQUIPMENT 0-4999.99					
TOTAL CAPITAL OUTLAY	-	-	-	-	-
TOTAL FUND EXPENDITURES	-	-	397,078	-	-



THIS GRANT WAS CLOSED IN FISCAL YEAR 2024

**COUNTY OF MAVERICK
 SELF HELP CENTER (F413)
 2025 - 2026 ADOPTED (UNAUDITED / UNADJUSTED / NOT GAAP)**

23-24 ACTUAL	24-25 BUDGETED	PRO-FORMA ENDING 9.30.25	REQUESTED 25-26	ADOPTED 25-26
	as of 7.18.24	as of 6.30.24		

413: SELF HELP CENTER

REVENUES

413-01009-300 SURPLUS	-	191,381	-	191,381	191,381
413-08275-300 TRANSFER IN	-	-	-	-	-
413-05030-300 SELF HELP CENTER REVENUE	148,994	-	-	-	-
413-08020-300 INTEREST	7,241	7,600	4,564	7,600	7,600
TOTAL REVENUES	156,235	198,981	4,564	198,981	198,981

SUPPLIES:

POSTAGE	-	-	-	-	-
413-03120-947 OPERATING SUPPLIES	65	-	-	-	-
TOTAL SUPPLIES	65	-	-	-	-

OTHER SERVICES AND CHARGES:


UTILITY	-	-	-	-	-
PHONE	-	-	-	-	-
ELECTRICITY	-	-	-	-	-
WATER	-	-	-	-	-
TRAVEL	-	-	-	-	-
413-04587-947 CONSTRUCTION	59,805	-	-	-	-
413-04525-947 MAINTENANCE CONTRACTS	-	198,981	-	198,981	198,981
413-04999-947 ADMINISTRATIVE	89,124	-	37,500	-	-
413-04155-947 BANK FEES	-	-	-	-	-
413-08270-947 TRANSFER OUT	385,848	-	-	-	-
TOTAL OTHER SERV. AND CHARGES	534,777	198,981	37,500	198,981	198,981

CAPITAL OUTLAY

MACHINERY & EQUIPMENT 5000+	-	-	-	-	-
413-06101-947 MACHINERY & EQUIPMENT 0-4999.99	1,815	-	1,757	-	-
TOTAL CAPITAL OUTLAY	1,815	-	1,757	-	-

TOTAL FUND EXPENDITURES

536,657	198,981	39,257	198,981	198,981
----------------	----------------	---------------	----------------	----------------



**COUNTY OF MAVERICK
CORONAVIRUS RELIEF FUND (F414)
2025 - 2026 ADOPTED (UNAUDITED / UNADJUSTED / NOT GAAP)**

23-24 ACTUAL	24-25 BUDGETED	PRO-FORMA ENDING 9.30.25	REQUESTED 25-26	ADOPTED 25-26
	as of 7.18.24	as of 6.30.24		

414: CORONAVIRUS RELIEF FUND

REVENUES

SURPLUS	-	-	-	-
TRANSFER IN	-	-	-	-
414-05030-300 CORONAVIRUS RELIEF FUND REVENUE	-	-	-	-
414-03160-300 MAVERICK COUNTY REVENUE	-	-	-	-
TOTAL REVENUES	-	-	-	-

EXPENDITURES

PERSONNEL SERVICES:

414-01110-948 ASSISTANTS	-	-	-	-
414-01160-948 TASK FORCE OFFICER	-	-	-	-
414-01165-948 CONTACT TRACERS	-	-	-	-
414-01045-948 OVERTIME	-	-	-	-
414-01052-948 HAZARD PAY	-	-	-	-
414-01110-948 CRF ASSISTANTS	-	-	-	-
414-02020-948 FRINGE BENEFITS	-	-	-	-
TOTAL PERSONNEL SERVICES	-	-	-	-

SUPPLIES:

POSTAGE	-	-	-	-
OPERATING SUPPLIES	-	-	-	-
TOTAL SUPPLIES	-	-	-	-

OTHER SERVICES AND CHARGES:


414-00000-948 CRF EXPENDITURES	-	-	-	-
UTILITY	-	-	-	-
PHONE	-	-	-	-
ELECTRICITY	-	-	-	-
WATER	-	-	-	-
TRAVEL	-	-	-	-
REPAIRS AND MAINTENANCE BLDG	-	-	-	-
MAINTENANCE CONTRACTS	-	-	-	-
PROFESSIONAL SERVICES	-	-	-	-
414-08270-948 TRANSFER OUT	-	-	-	-
TOTAL OTHER SERV. AND CHARGES	-	-	-	-

CAPITAL OUTLAY

MACHINERY & EQUIPMENT 5000+	-	-	-	-
MACHINERY & EQUIPMENT 0-4999.99	-	-	-	-
TOTAL CAPITAL OUTLAY	-	-	-	-

TOTAL FUND EXPENDITURES

-	-	-	-	-
----------	----------	----------	----------	----------



**COUNTY OF MAVERICK
PUBLIC ASSISTANCE PROGRAM PA FUND (F415)
2025 - 2026 ADOPTED (UNAUDITED / UNADJUSTED / NOT GAAP)**

23-24 ACTUAL	24-25 BUDGETED	PRO-FORMA ENDING 9.30.25	REQUESTED 25-26	ADOPTED 25-26
	as of 7.18.24	as of 6.30.24		

415: PUBLIC ASSISTANCE PROGRAM (PA) FUND

<u>REVENUES</u>				
415-04100-300	0	-	-	-
415-05030-300	0	-	-	-
415-08020-300	0	-	-	-
415-03160-300	0	-	-	-
TOTAL REVENUES				


<u>EXPENDITURES</u>				
<u>PERSONNEL SERVICES:</u>				
415-01045-949				
415-01110-949				
415-01160-949				
415-01165-949				
415-02020-949				
TOTAL PERSONNEL SERVICES				

<u>SUPPLIES:</u>				
POSTAGE				
OPERATING SUPPLIES				
TOTAL SUPPLIES				

<u>OTHER SERVICES AND CHARGES:</u>				
415-00000-949				
415-00000-965				
PHONE				
ELECTRICITY				
WATER				
TRAVEL				
REPAIRS AND MAINTENANCE BLDG				
MAINTENANCE CONTRACTS				
PROFESSIONAL SERVICES				
415-08270-949	180,775			
TOTAL OTHER SERV. AND CHARGES	180,775			

<u>CAPITAL OUTLAY</u>				
MACHINERY & EQUIPMENT 5000+				
MACHINERY & EQUIPMENT 0-4999.99				
TOTAL CAPITAL OUTLAY				
TOTAL FUND EXPENDITURES	180,775			

THIS GRANT WAS CLOSED IN FISCAL YEAR 2024




COUNTY OF MAVERICK
EMERGENCY SERVICES-SELF HELP (F416)
2025 - 2026 ADOPTED (UNAUDITED / UNADJUSTED / NOT GAAP)

23-24 ACTUAL	24-25 BUDGETED	PRO-FORMA ENDING 9.30.25	REQUESTED 25-26	ADOPTED 25-26
	as of 7.18.24	as of 6.30.24		

416: EMERGENCY SERVICES-SELF HELP FUND

<u>REVENUES</u>				
SURPLUS				
416-08271-300	TRANSFER IN	-	-	-
416-05030-300	COLONIAL GG	-	-	-
416-08020-300	INTEREST	-	-	-
<hr/>				
TOTAL REVENUES		-	-	-
<hr/>				
<u>SUPPLIES:</u>				
POSTAGE				
416-04155-950	BANK FEES	-	-	-
OPERATING SUPPLIES				
<hr/>				
TOTAL SUPPLIES		-	-	-
<u>OTHER SERVICES AND CHARGES:</u>				
UTILITY				
416-00000-950	EMERGENCY SERVICES EXPENDITURE	-	-	-
ELECTRICITY				
WATER				
TRAVEL				
REPAIRS AND MAINTENANCE BLDG				
MAINTENANCE CONTRACTS				
PROFESSIONAL SERVICES				
TRANSFER OUT				
<hr/>				
TOTAL OTHER SERV. AND CHARGES		-	-	-
<hr/>				
<u>CAPITAL OUTLAY</u>				
MACHINERY & EQUIPMENT 5000+				
MACHINERY & EQUIPMENT 0-4999.99				
<hr/>				
TOTAL CAPITAL OUTLAY		-	-	-
<hr/>				
TOTAL FUND EXPENDITURES		-	-	-
<hr/>				



COUNTY OF MAVERICK
PCT 4 SHERIFF SUBSTATION (F417)
2025 - 2026 ADOPTED (UNAUDITED / UNADJUSTED / NOT GAAP)

23-24 ACTUAL	24-25 BUDGETED	PRO-FORMA ENDING 9.30.25	REQUESTED 25-26	PROPOSED 25-26
	as of 7.18.24	as of 6.30.24		

417: PCT 4 SHERIFF SUBSTATION

REVENUES

417-08275-300 TRANSFER IN	-	-	-	-
REVENUE	-	-	-	-
GENERAL FUND MATCH	-	-	-	-
TOTAL REVENUES	-	-	-	-

PERSONNEL SERVICES:

417-01040-952 DEPUTIES	-	-	-	-
417-01130-952 SECRETARY	-	-	-	-
417-02050-952 FRINGE BENEFITS	-	-	-	-
TOTAL PERSONNEL SERVICES	-	-	-	-

SUPPLIES:


POSTAGE	-	-	-	-
OPERATING SUPPLIES	-	-	-	-
TOTAL SUPPLIES	-	-	-	-

OTHER SERVICES AND CHARGES:

UTILITY	-	-	-	-
PHONE	-	-	-	-
ELECTRICITY	-	-	-	-
WATER	-	-	-	-
TRAVEL	-	-	-	-
REPAIRS AND MAINTENANCE BLDG	-	-	-	-
MAINTENANCE CONTRACTS	-	-	-	-
PROFESSIONAL SERVICES	-	-	-	-
CONSTRUCTION	-	-	-	-
TRANSFER OUT	-	-	-	-
TOTAL OTHER SERV. AND CHARGES	-	-	-	-

CAPITAL OUTLAY

MACHINERY & EQUIPMENT 5000+	-	-	-	-
MACHINERY & EQUIPMENT 0-4999.99	-	-	-	-
TOTAL CAPITAL OUTLAY	-	-	-	-
TOTAL FUND EXPENDITURES	-	-	-	-




COUNTY OF MAVERICK
 CERT OF OBLIGATION SERIES 2020 (F418)
 2025 - 2026 ADOPTED (UNAUDITED / UNADJUSTED / NOT GAAP)

23-24 ACTUAL	24-25 BUDGETED	PRO-FORMA ENDING 9.30.25	REQUESTED 25-26	ADOPTED 25-26
	as of 7.18.24	as of 6.30.24		

418: CERT OF OBLIGATION SERIES 2020

	23-24 ACTUAL	24-25 BUDGETED	PRO-FORMA ENDING 9.30.25	REQUESTED 25-26	ADOPTED 25-26
<u>REVENUES</u>					
418-01009-300- SURPLUS	-	53,013	53,013	-	-
418-08275-300 TRANSFER IN	-	-	-	-	-
418-01119-300 COB REVENUE SERIES 2020	-	-	-	-	-
418-08020-300 INTEREST	1,179	1,180	696	-	-
TOTAL REVENUES	1,179	54,193	53,709	-	-
<u>SUPPLIES</u>					
418-03120-954 OPERATING SUPPLY	-	-	-	54,193	-
418-04120-954- COB 2020 PROFESSIONAL SERVICES	-	54,193	53,708	-	-
418-04155-954 BANK CHARGES	-	-	-	-	-
TOTAL SUPPLIES	-	54,193	53,708	54,193	-
<u>OTHER SERVICES & CHARGES</u>					
418-04587-954 CONSTRUCTION - AMPHITHEATER	-	-	-	-	-
418-04975-954 ISSUANCE COST	-	-	-	-	-
418-03120-954 OPERATING EXPENSE	-	-	-	54,193	-
418-04120-954 PROF SERVICE COB 2020	-	-	-	-	-
418-04120-954 PROF SERVICE - VETERANS BLVD	-	-	-	-	-
418-04123-954 INSPECTIONS - VETERANS BLVD	-	-	-	-	-
418-04587-954 CONSTRUCTION - VETERANS BLVD	-	-	-	-	-
PROFESSIONAL SERVICES	-	-	-	-	-
418-08270-954 TRANSFER OUT	-	-	-	-	-
TOTAL OTHER SERVICES & CHARGES	-	-	-	54,193	-
<u>CAPITAL OUTLAY</u>					
418-06100-954 MACHINERY & EQUIPMENT 5000+	-	-	-	-	-
418-06101-954 MACHINERY & EQUIPMENT 0-4999.99	-	-	-	-	-
TOTAL CAPITAL OUTLAY	-	-	-	-	-
TOTAL FUND EXPENDITURES	-	54,193	53,708	108,386	-




**COUNTY OF MAVERICK
 CENTER FOR TECH & CIVIC LIFE(F419)
 2025 - 2026 ADOPTED (UNAUDITED / UNADJUSTED / NOT GAAP)**

23-24 ACTUAL	24-25 BUDGETED	PRO-FORMA ENDING 9.30.25 as of 7.18.24	REQUESTED 25-26	ADOPTED 25-26
-----------------	-------------------	--	--------------------	------------------

419: CENTER FOR TECH&CIVIC LIFE

<u>REVENUES</u>				
419-03160-300	INTEREST	-	-	-
	TRANSFER IN	-	-	-
419-05030-300	CENTER FOR CIVIC LIFE REVENUE	-	-	-
	GENERAL FUND MATCH	-	-	-
TOTAL REVENUES		-	-	-
<u>SUPPLIES</u>				
	OPERATING SUPPLY	-	-	-
	BANK CHARGES	-	-	-
TOTAL SUPPLIES		-	-	-
<u>OTHER SERVICES & CHARGES</u>				
419-00000-956	CTCL EXPENDITURES	-	-	-
	OPERATING EXPENSE	-	-	-
	PROFESSIONAL SERVICES	-	-	-
	TRANSFER OUT	-	-	-
TOTAL OTHER SERVICES & CHARGES		-	-	-
<u>CAPITAL OUTLAY</u>				
	MACHINERY & EQUIPMENT 5000+	-	-	-
	MACHINERY & EQUIPMENT 0-4999.99	-	-	-
TOTAL CAPITAL OUTLAY		-	-	-
TOTAL FUND EXPENDITURES		-	-	-




**COUNTY OF MAVERICK
 COLONIAS GRANT (420)
 2025 - 2026 ADOPTED (UNAUDITED / UNADJUSTED / NOT GAAP)**

23-24 ACTUAL	24-25 BUDGETED as of 7.18.24	PRO-FORMA ENDING 9.30.25 as of 6.30.24	REQUESTED 25-26	ADOPTED 25-26
-----------------	------------------------------------	--	--------------------	------------------

420: COLONIAS GRANT

	23-24 ACTUAL	24-25 BUDGETED as of 7.18.24	PRO-FORMA ENDING 9.30.25 as of 6.30.24	REQUESTED 25-26	ADOPTED 25-26
REVENUES					
SURPLUS	-	-	-	-	-
TRANSFER IN	-	-	-	-	-
420-05030-300 G#4153401 REVENUE	-	-	-	-	-
GENERAL FUND MATCH	-	-	-	-	-
TOTAL REVENUES	-	-	-	-	-
SUPPLIES					
420-03120-957 OPERATING SUPPLY	-	-	-	-	-
420-04155-957 BANK CHARGES	-	-	-	-	-
TOTAL SUPPLIES	-	-	-	-	-
OTHER SERVICES & CHARGES					
ENGINEERING FEES	-	-	-	-	-
SEWER IMPROVEMENTS	-	-	-	-	-
STREET IMPROVEMENTS	-	-	-	-	-
420-03120-957 OPERATING EXPENSE	-	-	-	-	-
PROFESSIONAL SERVICES	-	-	-	-	-
TRANSFER OUT	-	-	-	-	-
TOTAL OTHER SERVICES & CHARGES	-	-	-	-	-
CAPITAL OUTLAY					
MACHINERY & EQUIPMENT 5000+	-	-	-	-	-
MACHINERY & EQUIPMENT 0-4999.99	-	-	-	-	-
TOTAL CAPITAL OUTLAY	-	-	-	-	-
TOTAL FUND EXPENDITURES	-	-	-	-	-



COUNTY OF MAVERICK
SNAP ED HEALTHY COMMUNITITES (F422)
2025 - 2026 ADOPTED (UNAUDITED / UNADJUSTED / NOT GAAP)

23-24 ACTUAL	24-25 BUDGETED	PRO-FORMA ENDING 9.30.25	REQUESTED 25-26	ADOPTED 25-26
	as of 7.18.24	as of 6.30.24		

422: SNAP - ED HEALTHY COMMUNITITES

REVENUES

SURPLUS	-	-	-	-	-
422-08275-300 TRANSFER IN	-	-	-	-	-
422-05030-300 SNAP-ED HEALTHY COMM REVENUE	-	-	-	-	-
422-08020-300 INTEREST	-	-	-	-	-
TOTAL REVENUES	-	-	-	-	-

PERSONNEL SERVICES:

422-01166-961 COMMUNITY HEALTH WORKER	-	-	-	-	-
422-01167-961 COMMUNITY OUTREACH	-	-	-	-	-
422-01168-961 EVALUATION COORDINATOR	-	-	-	-	-
LONGEVITY	-	-	-	-	-
422-02065-961 CELL ALLOWANCE	-	-	-	-	-
422-02010-961 FRINGE BENEFITS	-	-	-	-	-

TOTAL PERSONNEL SERVICES

PERSONNEL SERVICES:

422-01166-962 COMMUNITY HEALTH WORKER	-	-	-	-	-
422-01167-962 COMMUNITY OUTREACH	-	-	-	-	-
422-01168-962 EVALUATION COORDINATOR	-	-	-	-	-
422-02050-962 LONGEVITY	-	-	-	-	-
422-02010-962 FRINGE BENEFITS	-	-	-	-	-

TOTAL PERSONNEL SERVICES

SUPPLIES

422-03120-961 OPERATING SUPPLY	-	-	-	-	-
422-04155-961 BANK CHARGES	-	-	-	-	-

TOTAL SUPPLIES

OTHER SERVICES & CHARGES

ENGINEERING FEES	-	-	-	-	-
422-04999-961 ADMIN	-	-	-	-	-
422-04015-961 TRAINING	-	-	-	-	-
422-04261-961 TRAVEL	-	-	-	-	-
422-03120-961 OPERATING EXPENSE	-	-	-	-	-
422-03130-961 OTHER	-	-	-	-	-
422-08270-961 TRANSFER OUT	-	-	-	-	-
	43,957	-	-	-	-

TOTAL OTHER SERVICES & CHARGES

43,957

CAPITAL OUTLAY


422-06100-961 MACHINERY & EQUIPMENT 5000+	-	-	-	-	-
422-06101-961 MACHINERY & EQUIPMENT 0-4999.99	-	-	-	-	-

TOTAL CAPITAL OUTLAY

TOTAL FUND EXPENDITURES

43,957

THIS GRANT WAS CLOSED IN FISCAL YEAR 2024



COUNTY OF MAVERICK
CRIMINAL JUSTICE PRO G#4061501 (F423)
2025 - 2026 ADOPTED (UNAUDITED / UNADJUSTED / NOT GAAP)

23-24 ACTUAL	24-25 BUDGETED	PRO-FORMA ENDING 9.30.25	REQUESTED 25-26	ADOPTED 25-26
-----------------	-------------------	-----------------------------	--------------------	------------------

as of 7.18.24 as of 6.30.24

423: CRIMINAL JUSTICE PRO G#4061502/4061503

REVENUES

SURPLUS	-	-	-	-
423-08275-300 TRANSFER IN	-	-	-	-
423-05030-300 REVENUES 4061501	-	-	-	-
423-05031-300 REVENUES 4061503	-	-	-	-
423-08020-300 INTEREST	-	-	-	-

TOTAL REVENUES

PERSONNEL SERVICES:

COMMUNITY HEALTH WORKER	-	-	-	-
COMMUNITY OUTREACH	-	-	-	-
EVALUATION COORDINATOR	-	-	-	-
LONGEVITY	-	-	-	-
FRINGE BENEFITS	-	-	-	-

TOTAL PERSONNEL SERVICES

SUPPLIES

OPERATING SUPPLY	-	-	-	-
BANK CHARGES	-	-	-	-

TOTAL SUPPLIES

OTHER SERVICES & CHARGES

ENGINEERING FEES	-	-	-	-
ADMIN	-	-	-	-
TRAVEL	-	-	-	-
OPERATING EXPENSE	-	-	-	-
OTHER	-	-	-	-
TRANSFER OUT	-	-	-	-


TOTAL OTHER SERVICES & CHARGES

CAPITAL OUTLAY

423-06100-962 MACHINERY & EQUIPMENT 5000+	-	-	-	-
423-06100-963 MACHINERY & EQUIPMENT 5000+	-	-	-	-
423-06101-962 MACHINERY & EQUIPMENT 0-4999.99	-	-	-	-

TOTAL CAPITAL OUTLAY

TOTAL FUND EXPENDITURES




**COUNTY OF MAVERICK
 CTIF - COUNTY TRANSPORTATION
 2025 - 2026 ADOPTED (UNAUDITED / UNADJUSTED / NOT GAAP)**

23-24 ACTUAL	24-25 BUDGETED	PRO-FORMA ENDING 9.30.25	REQUESTED 25-26	ADOPTED 25-26
	as of 7.18.24	as of 6.30.24		

424: CTIF - COUNTY TRANSPORTATION

	23-24 ACTUAL	24-25 BUDGETED	PRO-FORMA ENDING 9.30.25	REQUESTED 25-26	ADOPTED 25-26
<u>REVENUES</u>					
SURPLUS	-	-	-	-	-
424-03160-300 MAVERICK COUNTY REV	-	-	-	-	-
424-05030-300 CTIF REVENUES	-	-	-	-	-
424-08275-300 TRANSFERS	-	-	-	-	-
424-08020-300 INTEREST	-	-	-	-	-
TOTAL REVENUES	-	-	-	-	-
<u>PERSONNEL SERVICES:</u>					
COMMUNITY HEALTH WORKER	-	-	-	-	-
COMMUNIRTY OUTREACH	-	-	-	-	-
EVALUATION COORDINATOR	-	-	-	-	-
LONGEVITY	-	-	-	-	-
FRINGE BENEFITS	-	-	-	-	-
TOTAL PERSONNEL SERVICES	-	-	-	-	-
<u>SUPPLIES</u>					
424-03120-963 OPERATING SUPPLY	-	-	-	-	-
424-04155-963 BANK CHARGES	-	-	-	-	-
TOTAL SUPPLIES	-	-	-	-	-
<u>OTHER SERVICES & CHARGES</u>					
424-04127-963 ENGINEERING FEES	-	-	-	-	-
ADMIN	-	-	-	-	-
TRAVEL	-	-	-	-	-
424-03120-965 OPERATING EXPENSE	-	-	-	-	-
OTHER	-	-	-	-	-
TRANSFER OUT	-	-	-	-	-
TOTAL OTHER SERVICES & CHARGES	-	-	-	-	-
<u>CAPITAL OUTLAY</u>					
424-06100-962 MACHINERY & EQUIPMENT 5000+	-	-	-	-	-
MACHINERY & EQUIPMENT 0-4999.99	-	-	-	-	-
TOTAL CAPITAL OUTLAY	-	-	-	-	-
TOTAL FUND EXPENDITURES	-	-	-	-	-



COUNTY OF MAVERICK
HOTEL TAX (F425)
2025 - 2026 ADOPTED (UNAUDITED / UNADJUSTED / NOT GAAP)

23-24 ACTUAL	24-25 BUDGETED	PRO-FORMA ENDING 9.30.25	REQUESTED 25-26	ADOPTED 25-26
	as of 7.18.24	as of 6.30.24		

425: HOTEL TAX

	23-24 ACTUAL	24-25 BUDGETED	PRO-FORMA ENDING 9.30.25	REQUESTED 25-26	ADOPTED 25-26
<u>REVENUES</u>					
425-01009-300 SURPLUS	-	103	-	103	103
REVENUES	-	-	-	-	-
TRANSFERS	-	-	-	-	-
425-08020-300 INTEREST	2	-	-	-	-
TOTAL REVENUES	2	103	-	103	103

PERSONNEL SERVICES:

COMMUNITY HEALTH WORKER	-	-	-	-	-
COMMUNITY OUTREACH	-	-	-	-	-
EVALUATION COORDINATOR	-	-	-	-	-
LONGEVITY	-	-	-	-	-
FRINGE BENEFITS	-	-	-	-	-
TOTAL PERSONNEL SERVICES	-	-	-	-	-

SUPPLIES


425-03120-964 OPERATING SUPPLY	-	103	-	103	103
BANK CHARGES	-	-	-	-	-
TOTAL SUPPLIES	-	103	-	103	103

OTHER SERVICES & CHARGES

ENGINEERING FEES	-	-	-	-	-
ADMIN	-	-	-	-	-
TRAVEL	-	-	-	-	-
OPERATING EXPENSE	-	-	-	-	-
OTHER	-	-	-	-	-
TRANSFER OUT	-	-	-	-	-
TOTAL OTHER SERVICES & CHARGES	-	-	-	-	-

CAPITAL OUTLAY

MACHINERY & EQUIPMENT 5000+	-	-	-	-	-
MACHINERY & EQUIPMENT 0-4999.99	-	-	-	-	-
TOTAL CAPITAL OUTLAY	-	-	-	-	-
TOTAL FUND EXPENDITURES	-	103	-	103	103




**COUNTY OF MAVERICK
 CARDIOVASCULAR DISEASE (F426)
 2025 - 2026 ADOPTED (UNAUDITED / UNADJUSTED / NOT GAAP)**

23-24 ACTUAL	24-25 BUDGETED as of 7.18.24	PRO-FORMA ENDING 9.30.25 as of 6.30.24	REQUESTED 25-26	ADOPTED 25-26
-----------------	------------------------------------	--	--------------------	------------------

426: CARDIOVASCULAR DISEASE

	23-24 ACTUAL	24-25 BUDGETED as of 7.18.24	PRO-FORMA ENDING 9.30.25 as of 6.30.24	REQUESTED 25-26	ADOPTED 25-26
<u>REVENUES</u>					
426-01009-300 SURPLUS	-	11,367	-	11,367	11,367
REVENUES	-	-	-	-	-
426-05030-300 GRANT REVENUE	-	-	-	-	-
426-08275-300 TRANSFERS	-	-	-	-	-
426-08020-300 INTEREST	262	260	231	260	260
TOTAL REVENUES	262	11,627	231	11,627	11,627
<u>PERSONNEL SERVICES:</u>					
COMMUNITY HEALTH WORKER	-	-	-	-	-
COMMUNITY OUTREACH	-	-	-	-	-
EVALUATION COORDINATOR	-	-	-	-	-
LONGEVITY	-	-	-	-	-
FRINGE BENEFITS	-	-	-	-	-
TOTAL PERSONNEL SERVICES	-	-	-	-	-
<u>SUPPLIES</u>					
426-03120-966 OPERATING SUPPLY	-	-	-	-	-
BANK CHARGES	-	-	-	-	-
TOTAL SUPPLIES	-	-	-	-	-
<u>OTHER SERVICES & CHARGES</u>					
ENGINEERING FEES	-	-	-	-	-
426-04015-966 TRAINING	-	-	-	-	-
426-04261-966 TRAVEL	-	-	-	-	-
426-04264-966 MILEAGE	-	-	-	-	-
426-04999-966 ADMIN	-	-	-	-	-
OTHER	-	-	-	-	-
426-08270-966 TRANSFER OUT	-	11,627	-	11,627	11,627
TOTAL OTHER SERVICES & CHARGES	-	11,627	-	11,627	11,627
<u>CAPITAL OUTLAY</u>					
MACHINERY & EQUIPMENT 5000+	-	-	-	-	-
426-06101-966 MACHINERY & EQUIPMENT 0-4999.99	-	-	-	-	-
TOTAL CAPITAL OUTLAY	-	-	-	-	-
TOTAL FUND EXPENDITURES	-	11,627	-	11,627	11,627




COUNTY OF MAVERICK
TRINATIONAL EPIDEMIOLOGY (F427)
2025 - 2026 ADOPTED (UNAUDITED / UNADJUSTED / NOT GAAP)

23-24 ACTUAL	24-25 BUDGETED as of 7.18.24	PRO-FORMA ENDING 9.30.25 as of 6.30.24	REQUESTED 25-26	ADOPTED 25-26
-----------------	------------------------------------	--	--------------------	------------------

427: TRINATIONAL EPIDEMIOLOGY

	23-24 ACTUAL	24-25 BUDGETED as of 7.18.24	PRO-FORMA ENDING 9.30.25 as of 6.30.24	REQUESTED 25-26	ADOPTED 25-26
REVENUES					
427-01009-300 SURPLUS	-	6,368	6,368	6,368	6,368
427-05030-300 GRANT REVENUE	-	-	-	-	-
427-08275-300 TRANSFERS	-	-	-	-	-
427-08020-300 INTEREST	142	127	144	127	127
TOTAL REVENUES	142	6,495	6,512	6,495	6,495
PERSONNEL SERVICES:					
COMMUNITY HEALTH WORKER	-	-	-	-	-
COMMUNITY OUTREACH	-	-	-	-	-
EVALUATION COORDINATOR	-	-	-	-	-
LONGEVITY	-	-	-	-	-
FRINGE BENEFITS	-	-	-	-	-
TOTAL PERSONNEL SERVICES	-	-	-	-	-
SUPPLIES					
427-03120-967 OPERATING SUPPLY	-	-	-	-	-
BANK CHARGES	-	-	-	-	-
TOTAL SUPPLIES	-	-	-	-	-
OTHER SERVICES & CHARGES					
427-04120-967 PROFESSIONAL SERVICES	-	6,495	6,495	6,495	6,495
TRAINING	-	-	-	-	-
427-04261-967 TRAVEL	-	-	-	-	-
MILEAGE	-	-	-	-	-
OTHER	-	-	-	-	-
TRANSFER OUT	-	-	-	-	-
TOTAL OTHER SERVICES & CHARGES	-	6,495	6,495	6,495	6,495
CAPITAL OUTLAY					
MACHINERY & EQUIPMENT 5000+	-	-	-	-	-
MACHINERY & EQUIPMENT 0-4999.99	-	-	-	-	-
TOTAL CAPITAL OUTLAY	-	-	-	-	-
TOTAL FUND EXPENDITURES	-	6,495	-	6,495	6,495



**COUNTY OF MAVERICK
 CLFR AMERICAN RESCUE PLAN (F428)
 2025 - 2026 ADOPTED (UNAUDITED / UNADJUSTED / NOT GAAP)**

23-24 ACTUAL	24-25 BUDGETED	PRO-FORMA ENDING 9.30.25	REQUESTED 25-26	ADOPTED 25-26
	as of 7.18.24	as of 6.30.24		

428: CLFR AMERICAN RESCUE PLAN


	23-24 ACTUAL	24-25 BUDGETED	PRO-FORMA ENDING 9.30.25	REQUESTED 25-26	ADOPTED 25-26
<u>REVENUES</u>					
SURPLUS	-	-	-	-	-
428-05030-300 REVENUES	-	-	-	-	-
TRANSFERS	-	-	-	-	-
428-08020-300 INTEREST	-	-	-	-	-
TOTAL REVENUES					

<u>PERSONNEL SERVICES:</u>					
428-01130-968 ADMIN CLERKS	-	-	-	-	-
428-01160-968 TASK FORCE	-	-	-	-	-
428-01165-968 CONTACT TRACERS	-	-	-	-	-
428-01045-968 LONGEVITY	-	-	-	-	-
428-02000-968 FRINGE BENEFITS	-	-	-	-	-
TOTAL PERSONNEL SERVICES					

<u>SUPPLIES</u>					
428-03120-968 OPERATING SUPPLY	-	-	-	-	-
BANK CHARGES	-	-	-	-	-
TOTAL SUPPLIES					

<u>OTHER SERVICES & CHARGES</u>					
428-00000-968 EXPENDITURES	-	-	-	-	-
428-04120-968 PROFESSIONAL FEES	-	-	-	-	-
428-04520-968 REPAIRS & MAINTENANCE	-	-	-	-	-
428-04701-968 ASSISTANCE TO INDIVIDUAL	-	-	-	-	-
428-04702-968 ASSISTANCE TO BUSINESS	-	-	-	-	-
MILEAGE	-	-	-	-	-
OTHER	-	-	-	-	-
428-08270-968 TRANSFER OUT	-	-	-	-	-
TOTAL OTHER SERVICES & CHARGES					

<u>CAPITAL OUTLAY</u>					
MACHINERY & EQUIPMENT 5000+	-	-	-	-	-
MACHINERY & EQUIPMENT 0-4999.99	-	-	-	-	-
TOTAL CAPITAL OUTLAY					
TOTAL FUND EXPENDITURES					




**COUNTY OF MAVERICK
TRAVELERS HEALTH INITIATIVE (F429)
2025 - 2026 ADOPTED (UNAUDITED / UNADJUSTED / NOT GAAP)**

23-24 ACTUAL	24-25 BUDGETED	PRO-FORMA ENDING 9.30.25	REQUESTED 25-26	ADOPTED 25-26
	as of 7.18.24	as of 6.30.24		

429: TRAVELERS HEALTH INITIATIVE

	23-24 ACTUAL	24-25 BUDGETED	PRO-FORMA ENDING 9.30.25	REQUESTED 25-26	ADOPTED 25-26
REVENUES					
SURPLUS					
429-05030-300 GRANT REVENUE	-	-	-	-	-
429-08275-300 TRANSFERS IN	-	-	-	-	-
429-08020-300 INTEREST	-	-	-	-	-
TOTAL REVENUES	-	-	-	-	-
PERSONNEL SERVICES:					
COMMUNITY HEALTH WORKER	-	-	-	-	-
COMMUNITY OUTREACH	-	-	-	-	-
EVALUATION COORDINATOR	-	-	-	-	-
LONGEVITY	-	-	-	-	-
FRINGE BENEFITS	-	-	-	-	-
TOTAL PERSONNEL SERVICES	-	-	-	-	-
SUPPLIES					
429-03120-971 OPERATING SUPPLY	-	-	-	-	-
BANK CHARGES	-	-	-	-	-
TOTAL SUPPLIES	-	-	-	-	-
OTHER SERVICES & CHARGES					
429-04120-967 PROFESSIONAL SERVICES	-	-	-	-	-
TRAINING	-	-	-	-	-
429-04222-971 PHONE	-	-	-	-	-
429-04223-971 CELLPHONES	-	-	-	-	-
429-04261-971 TRAVEL	-	-	-	-	-
MILEAGE	-	-	-	-	-
429-04999-971 ADMIN	-	-	-	-	-
429-03130-971 OTHER	-	-	-	-	-
429-08270-971 TRANSFER OUT	-	200,726	-	-	-
TOTAL OTHER SERVICES & CHARGES	-	200,726	-	-	-
CAPITAL OUTLAY					
MACHINERY & EQUIPMENT 5000+	-	-	-	-	-
429-06101-971 MACHINERY & EQUIPMENT 0-4999.99	-	-	-	-	-
TOTAL CAPITAL OUTLAY	-	-	-	-	-
TOTAL FUND EXPENDITURES	-	200,726	-	-	-



THIS GRANT WAS CLOSED IN FISCAL YEAR 2024

COUNTY OF MAVERICK
 AIRPORT TXDOT AVIATION RAMP GRANT (F430)
 2025 - 2026 ADOPTED (UNAUDITED / UNADJUSTED / NOT GAAP)


23-24 ACTUAL	24-25 BUDGETED	PRO-FORMA ENDING 9.30.25 as of 7.18.24	REQUESTED 25-26 as of 6.30.24	ADOPTED 25-26
-----------------	-------------------	--	-------------------------------------	------------------

430: AIRPORT TXDOT AVIATION RAMP GRANT

	23-24 ACTUAL	24-25 BUDGETED	PRO-FORMA ENDING 9.30.25 as of 7.18.24	REQUESTED 25-26 as of 6.30.24	ADOPTED 25-26
<u>REVENUES</u>					
430-01009-300 SURPLUS	-	15,772	-	15,772	15,772
430-05030-300 GRANT REVENUE	14,551	-	-	-	-
430-08272-300 TRANSFERS	1,617	-	-	-	-
430-08020-300 INTEREST	342	350	10	350	350
TOTAL REVENUES	16,509	16,122	10	16,122	16,122

<u>OTHER SERVICES & CHARGES</u>					
430-00000-518 RAMP GRANT EXPENDITURES	16,168	-	-	-	-
CONSTRUCTION	-	-	-	-	-
PROFESSIONAL FEES	-	-	-	-	-
ENGINEERING FEES	-	-	-	-	-
TRAVEL	-	-	-	-	-
MILEAGE	-	-	-	-	-
ADMIN	-	-	-	-	-
OTHER	-	-	-	-	-
430-08270-518 TRANSFER OUT	-	16,122	-	16,122	16,122
TOTAL OTHER SERVICES & CHARGES	16,168	16,122	16,122	16,122	16,122

<u>CAPITAL OUTLAY</u>					
MACHINERY & EQUIPMENT 5000+	-	-	-	-	-
MACHINERY & EQUIPMENT 0-4999.99	-	-	-	-	-
TOTAL CAPITAL OUTLAY	-	-	-	-	-
TOTAL FUND EXPENDITURES	16,168	16,122	16,122	16,122	16,122



COUNTY OF MAVERICK
OPERATION LONE STAR - SHERIFF (F431)
2025 - 2026 ADOPTED (UNAUDITED / UNADJUSTED / NOT GAAP)

23-24 ACTUAL	24-25 BUDGETED	PRO-FORMA ENDING 9.30.25	REQUESTED 25-26	ADOPTED 25-26
	as of 7.18.24	as of 6.30.24		

432: OPERATION LONE STAR

REVENUES

432-01009-300 SURPLUS	-	555,590	-	-
432-05030-300 GRANT REVENUES G#437630	-	-	-	-
432-05031-300 GRANT REVENUES G#4376303	3,061,312	-	-	-
432-08276-300 TRANSFERS	344,491	-	-	-
432-03170-310 INSURANCE PROCEEDS	-	-	-	-
432-08020-300 INTEREST	10,284	-	3,686	-
TOTAL REVENUES	3,416,087	555,590	3,686	-

PERSONNEL SERVICES:

432-01035-500 TRANSPORT	-	-	-	-
432-01040-500 DEPUTY	154,283	-	-	-
432-01168-500 OLS CLERK G4376301 - COOR	49,677	-	-	-
432-01045-500 OVERTIME	-	-	-	-
432-01090-500 INVESTIGATOR	33,981	-	-	-
432-01170-500 DISPATCHERS	-	-	-	-
432-01130-500 OLS CLERK G4376303	33,788	-	-	-
432-01045-508 OVERTIME- DETENTION OFFICERS	-	-	-	-
432-01045-509 OVERTIME- PEACE OFFICERS LONGEVITY	-	-	-	-
432-02010-500 FRINGE BENEFITS	100,050	-	-	-
TOTAL PERSONNEL SERVICES	371,779	-	-	-

SUPPLIES

432-03120-500 OPERATING SUPPLY	-	-	-	-
432-04420-500 SHERIFF G4376303 VEH	1,554	-	-	-
TOTAL SUPPLIES	1,554	-	-	-

OTHER SERVICES & CHARGES

432-00000-500 EXPENDITURES	-	-	-	-
432-08270-500 TRANSFER OUT	-	555,590	400,000	-
TOTAL OTHER SERVICES & CHARGES	-	555,590	400,000	-

CAPITAL OUTLAY

432-06100-500 MACHINERY & EQUIPMENT 5000+	-	-	-	-
MACHINERY & EQUIPMENT 0-4999.99	-	-	-	-
TOTAL CAPITAL OUTLAY	-	-	-	-

432: OPERATION LONE STAR - 501 CONSTBLE PCT 1 - G#4376301

PERSONNEL SERVICES:

432-01040-501 DEPUTY CONSTABLE PCT 1	21,861	3,793	-	-
432-01045-501 OVERTIME	-	-	-	-
432-02010-501 FRINGE BENEFITS	8,792	1,857	-	-
TOTAL PERSONNEL SERVICES	30,653	5,650	-	-

**COUNTY OF MAVERICK
OPERATION LONE STAR - SHERIFF (F431)
2025 - 2026 ADOPTED (UNAUDITED / UNADJUSTED / NOT GAAP)**

22-23 ACTUAL	23-24 BUDGETED	PRO-FORMA ENDING 9.30.24	REQUESTED 25-26	ADOPTED 24-25
	as of 7.18.24	as of 6.30.24		

432: OPERATION LONE STAR - 501 CONSTBLE PCT 2 - G#4376301

<u>PERSONNEL SERVICES:</u>					
432-01040-502	DEPUTY CONSTABLE PCT 2	33,928	-	-	-
432-01045-502	OVERTIME	-	-	-	-
432-02010-502	FRINGE BENEFITS	15,982	-	-	-
TOTAL PERSONNEL SERVICES		49,910	-	-	-

432: OPERATION LONE STAR - 501 CONSTBLE PCT 3 - G#4376301

<u>PERSONNEL SERVICES:</u>					
432-01040-503	DEPUTY CONSTABLE PCT 3	-	-	-	-
432-01045-503	OVERTIME	-	-	-	-
432-02010-503	FRINGE BENEFITS	-	-	-	-
TOTAL PERSONNEL SERVICES		-	-	-	-

432: OPERATION LONE STAR - 501 CONSTBLE PCT 4 - G#4376301

<u>PERSONNEL SERVICES:</u>					
432-01040-504	DEPUTY CONSTABLE PCT 4	-	-	-	-
432-01045-504	OVERTIME	-	-	-	-
432-02010-504	FRINGE BENEFITS	-	-	-	-
TOTAL PERSONNEL SERVICES		-	-	-	-

432: OPERATION LONE STAR - 508 DETENTION OFFICER - G#4376301


<u>PERSONNEL SERVICES:</u>					
432-01040-508	DETENTION OFFICER	-	-	-	-
432-01045-508	OVERTIME	-	-	-	-
432-02010-508	FRINGE BENEFITS	-	-	-	-
TOTAL PERSONNEL SERVICES		-	-	-	-

432: OPERATION LONE STAR - 509 PEACE OFFICER - G#4376301

<u>PERSONNEL SERVICES:</u>					
432-01040-509	PEACE OFFICER	-	-	-	-
432-01045-509	OVERTIME	-	-	-	-
432-02010-509	FRINGE BENEFITS	-	-	-	-
TOTAL PERSONNEL SERVICES		-	-	-	-

TOTAL FUND EXPENDITURES	453,897	561,240	400,000	-	-
-------------------------	---------	---------	---------	---	---

AS OF THE DATE OF THE BUDGET ADOPTION, OPERATION LONE STAR HAS NOT BEEN AWARDED.
COMMISSIONERS COURT APPROVED TO FUND ONLY ONE MONTH OF EXPENDITURES FROM GENERAL FUND (AS SHOWN ABOVE).



COUNTY OF MAVERICK
OPERATION LONE STAR - CO ATTORNEY (F432)
2025 - 2026 ADOPTED (UNAUDITED / UNADJUSTED / NOT GAAP)

23-24 ACTUAL	24-25 BUDGETED	PRO-FORMA ENDING 9.30.25	REQUESTED 25-26	ADOPTED 25-26
	as of 7.18.24	as of 6.30.24		

432- OPERATION LONE STAR

PERSONNEL SERVICES:

432-01045-517 OVERTIME	-	-	-	-
ASSISTANT ATTORNEY	-	-	-	-
432-01090-517 ASSISTANT INVESTIGATOR	81,130	-	-	-
432-01090-519 INVESTIGATOR - DA	54,300	-	-	-
432-01110-517 ASSISTANT - OLS G#4376303	56,402	-	-	-
432-01111-517 ASSISTANT PROSECUTOR	202,301	-	-	-
432-01111-519 ASSISTANT PROSECUTOR - DA	156,923	-	-	-
432-01117-517 COURT COORDINATOR - CLERK	173,833	-	-	-
432-01117-518 COURT COORDINATOR - CLERK	-	-	-	-
432-01168-517 GRANT COORDINATOR	59,770	-	-	-
432-01170-518 DISPATCHERS	-	-	-	-
432-01230-517 OLS 4376303 PROBATION	26,810	-	-	-
432-01240-517 LEGAL SECRETARY OLS	122,891	-	-	-
432-01240-519 LEGAL SECRETARY OLS - DA	111,866	-	-	-
432-01130-517 CLERKS	131,647	-	-	-
PARALEGAL - OLS	-	-	-	-
PARALEGAL - DA	-	-	-	-
COURT REPORTER	-	-	-	-
PROBATION OFFICER	-	-	-	-
432-02051-517 LONGEVITY	-	-	-	-
432-02010-517 FRINGE BENEFITS	283,530	-	-	-
432-02010-518 FRINGE BENEFITS	-	-	-	-
432-02010-519 FRINGE BENEFITS - DA	106,956	-	-	-
TOTAL PERSONNEL SERVICES	1,568,359	-	-	-

SUPPLIES

432-03120-517 OPERATING SUPPLY	155,708	-	-	-
432-04410-520 OLS G#4376303 VEH	2,018	-	-	-
432-04410-517 OLS G#4376303 VEH	4,168	-	-	-
432-04420-517 OLS G4376303-VEHICLE	2,193	-	-	-
BANK CHARGES	-	-	-	-
TOTAL SUPPLIES	164,088	-	-	-

OTHER SERVICES & CHARGES

432-00000-517 EXPENDITURES	-	-	-	-
TRAINING	-	-	-	-
MILEAGE	-	-	-	-
432-04120-517 PROFESSIONAL SERVICES	246,274	-	-	-
432-04998-517 INDIRECT COSTS OLSG4	245,898	-	-	-
432-04261-517 TRAVEL	-	-	-	-
TOTAL OTHER SERVICES & CHARGES	492,172	-	-	-

CAPITAL OUTLAY

432-06100-517 MACHINERY & EQUIPMENT 5000+	340,677	-	-	-
432-06101-517 MACHINERY & EQUIPMENT 0-4999.99	44,138	-	-	-
432-06131-517 IMPROVEMENTS	-	-	-	-
TOTAL CAPITAL OUTLAY	384,815	-	-	-
TOTAL FUND EXPENDITURES	3,063,330	561,240	400,000	-

AS OF THE DATE OF THE BUDGET ADOPTION, OPERATION LONE STAR HAS NOT BEEN AWARDED.
 COMMISSIONERS COURT APPROVED TO FUND ONLY ONE MONTH OF EXPENDITURES FROM GENERAL FUND (AS SHOWN ABOVE).

**COUNTY OF MAVERICK
TORDILLO TOWER (F449)
2025 - 2026 ADOPTED (UNAUDITED / UNADJUSTED / NOT GAAP)**

23-24 ACTUAL	24-25 BUDGETED	PRO-FORMA ENDING 9.30.25	REQUESTED 25-26	ADOPTED 25-26
	as of 7.18.24	as of 6.30.24		

449 TORDILLO TOWER

BANK BALANCE

REVENUES


449-01009-300 SURPLUS	-	-	-	-
449-05030-300 TOWER LEASE REVENUE	-	-	-	-
449-08020-300 INTEREST	-	-	-	-

TOTAL REVENUE FEES

EXPENDITURES

449-03120-514 OPERATING SUPPLY	-	-	-	-
449-04155-514 BANK FEES	-	-	-	-
TRANSFER OUT	-	-	-	-

TOTAL EXPENDITURES



**COUNTY OF MAVERICK
QUEMADO COMMUNITY FUND (F450)
2025 - 2026 ADOPTED (UNAUDITED / UNADJUSTED / NOT GAAP)**

23-24 ACTUAL	24-25 BUDGETED	PRO-FORMA ENDING 9.30.25	REQUESTED 25-26	ADOPTED 25-26
	as of 7.18.24	as of 6.30.24		

1 F/T EMPLOYEE

450 QUEMADO COMMUNITY FUND

REVENUES

450-01009-300 SURPLUS	0	94,636	-	94,636	39,851
450-05031-300 QUEMADO LIBRARY	2500	5,000	6,667	-	-
REVENUES CEMETARY	0	-	-	-	-
REVENUES COMMUNITY CENTER	0	-	-	-	-
450-05030-300 QUEMADO REVENUES	3519	-	1,667	-	-
450-08275-300 TRANSFER IN	115787	46,012	51,319	45,052	58,777
450-08020-300 INTEREST	2,167	2,000	1,491	2,000	2,000
TOTAL REVENUES	123,973	147,648	61,143	141,688	100,628

PERSONNEL SERVICES:

450-01045-520 OVERTIME	-	-	-	-	-
450-01130-520 CLERK	27,427	31,842	31,842	31,842	31,842
450-02051-520 LONGEVITY	-	72	72	-	72
450-02010-520 FRINGE BENEFITS	12,519	16,098	82	252	17,380
TOTAL PERSONNEL SERVICES	39,946	48,012	31,996	32,094	49,294

SUPPLIES-LIBRARY

450-03120-520 OPERATING SUPPLY	6,578	8,328	2,507	8,500	4,000
450-03121-520 TX BOOK FESTIVAL EXP	2,135	-	16,945	-	-
BANK CHARGES	-	-	-	-	-
TOTAL SUPPLIES-LIBRARY	8,713	8,328	19,452	8,500	4,000

OTHER SERVICES & CHARGES-LIBRARY


TRAINING	-	-	-	-	-
450-04222-520 PHONE	-	3,100	3,184	3,100	3,300
450-04224-520 ELECTRICITY	-	2,400	2,269	2,400	2,400
450-04226-520 WATER	390	400	676	400	900
MILEAGE	-	-	-	-	-
TRAVEL	-	-	-	-	-
450-04155-520 BANK FEES	182	-	47	-	-
450-04156-520 QUEMADO - CONTRACT SERVICES	-	-	-	-	-
450-04520-520 REPAIRS AND MAINTENANCE BUILDING	-	-	-	-	-
450-04525-520 MAINTENANCE CONTRACT	-	-	-	-	-
450-04801-520 OPERATIONAL MARKETING	340	1,405	-	-	-
450-08270-520 TRANSFER OUT	-	-	-	-	-
TOTAL OTHER SERVICES & CHARGES-LIBRARY	912	7,305	6,175	5,900	6,600

CAPITAL OUTLAY-LIBRARY

450-06100-520 MACHINERY & EQUIPMENT 5000+	-	-	-	-	-
450-06101-520 MACHINERY & EQUIPMENT 0-4999.99	1,785	800	979	-	-
450-06131-520 IMPROVEMENTS	-	-	-	-	-
TOTAL CAPITAL OUTLAY-LIBRARY	1,785	800	979	-	-

COUNTY OF MAVERICK
QUEMADO COMMUNITY FUND (F450)
2025 - 2026 ADOPTED (UNAUDITED / UNADJUSTED / NOT GAAP)

	22-23 ACTUAL	23-24 BUDGETED	PRO-FORMA ENDING 9.30.24	REQUESTED 25-26	ADOPTED 25-26
		as of 7.18.24	as of 6.30.24		
<u>SUPPLIES-CEMETARY</u>					
450-03120-521 OPERATING SUPPLY	373	21,056	329	21,176	12,855
BANK CHARGES	-	-	-	-	-
TOTAL SUPPLIES-CEMETARY	373	21,056	329	21,176	12,855
<u>OTHER SERVICES & CHARGES-CEMETARY</u>					
450-04156-521 CONTRACT SERVICES	8,400	8,400	11,200	8,400	8,400
450-04224-521 ELECTRICITY	-	120	70	-	-
450-04226-521 WATER	-	-	-	-	-
TOTAL OTHER SERVICES & CHARGES-CEMETARY	8,400	8,520	11,270	8,400	8,400
<u>CAPITAL OUTLAY-CEMETARY</u>					
450-06100-521 MACHINERY & EQUIPMENT 5000+	-	-	-	-	-
450-06101-521 MACHINERY & EQUIPMENT 0-4999.99	-	-	-	-	-
TOTAL CAPITAL OUTLAY-CEMETARY	-	-	-	-	-
<u>SUPPLIES-COMMUNITY CENTER</u>					
450-03120-522 OPERATING SUPPLY	4,149	17,997	3,666	17,997	9,000
OPERATIONAL / MARKETING EVENTS	-	-	-	-	-
BANK CHARGES	-	-	-	-	-
TOTAL SUPPLIES-COMMUNITY CENTER	4,149	17,997	3,666	17,997	9,000
<u>OTHER SERVICES & CHARGES-COMMUNITY CENTER</u>					
450-04222-522 PHONE	-	-	-	-	-
450-04224-522 ELECTRICITY	-	-	-	-	-
450-04226-522 WATER	373	480	442	480	480
450-04520-522 REPAIRS AND MAINTENANCE BUILDING	68,650	35,150	9,133	35,150	10,000
450-04525-522 MAINTENANCE CONTRACT CONTRACT LABOR	-	-	-	-	-
TOTAL OTHER SERVICES & CHARGES-COMMUNITY CENTER	69,023	35,630	9,576	35,630	10,480
<u>CAPITAL OUTLAY-COMMUNITY CENTER</u>					
450-06100-522 MACHINERY & EQUIPMENT 5000+	-	-	-	-	-
450-06101-522 MACHINERY & EQUIPMENT 0-4999.99	-	-	-	-	-
TOTAL CAPITAL OUTLAY-COMMUNITY CENTER	-	-	-	-	-
TOTAL FUND EXPENDITURES	133,301	147,648	83,443	129,697	100,628



COUNTY OF MAVERICK
SB22 - COUNTY ATTORNEY (F451)
2025 - 2026 ADOPTED (UNAUDITED / UNADJUSTED / NOT GAAP)

23-24 ACTUAL	24-25 BUDGETED	PRO-FORMA ENDING 9.30.25	REQUESTED 25-26	ADOPTED 25-26
	as of 6.30.25	as of 6.30.24		

INCREASE SALARY OF
4 EMPLOYEES

451: SB 22 - COUNTY ATTORNEY

BANK BALANCE

REVENUES

MAVERICK COUNTY MATCH	-	-	-	-	-
451-08020-300 INTEREST	3,256	-	6,937	3,300	3,300
451-08275-300 SB 22 TRANSFER IN	129,162	-	-	82,735	63,497
451-05030-300 SB 22 REVENUE	275,000	275,000	366,667	-	-

TOTAL FEES	407,418	275,000	373,603	86,035	66,797
-------------------	----------------	----------------	----------------	---------------	---------------

PERSONAL SERVICES

451-01110-970 ASSISTANT COUNTY ATTORNEY	91,852	49,610	94,392	49,610	19,971
451-01111-970 ASSISTANT COUNTY ATTORNEY (PARTIALLY FUNDED)	-	87,154	32,507	87,153	12,402
451-01122-970 VICTIM ASSISTANT CORDINATOR	47,564	43,888	44,651	43,888	10,972
451-01090-970 CHIEF INVESTIGATOR (PARTIALLY FUNDED)	54,176	20,029	18,922	20,030	5,005
451-01130-970 CLERKS	-	-	-	-	-
451-01240-970 LEGAL ASSISTANT	23,217	-	1,850	-	-
OVERTIME	-	-	-	-	-
LONGEVITY	-	-	-	-	-
451-02010-970 FRINGE BENEFITS	64,343	74,319	474	969	18,445

TOTAL PERSONAL SERVICES	281,152	275,000	192,796	201,640	66,797
--------------------------------	----------------	----------------	----------------	----------------	---------------

SUPPLIES

OPERATING SUPPLY	-	-	-	-	-
BANK CHARGES	-	-	-	-	-

TOTAL SUPPLIES	-	-	-	-	-
-----------------------	----------	----------	----------	----------	----------

OTHER SERVICES & CHARGES

STREET IMPROVEMENTS - CONSTRUCTION	-	-	-	-	-
STREET IMPROVEMENTS - CONSTRUCTION - COUNTY	-	-	-	-	-
STREET IMPROVEMENTS - ENGINEERING	-	-	-	-	-
GENERAL PROGRAM ADMINISTRATION	-	-	-	-	-
ENGINEERING SERVICES	-	-	-	-	-
IN KIND MATCH - PAYROLL	-	-	-	-	-
IN KIND MATCH - MATERIAL	-	-	-	-	-
IN KIND MATCH - LAND	-	-	-	-	-
451-08270-970 TRANSFER OUT	-	-	-	-	-


TOTAL OTHER SERVICES & CHARGES	-	-	-	-	-
---	----------	----------	----------	----------	----------

CAPITAL OUTLAY

MACHINERY & EQUIPMENT 5000+	-	-	-	-	-
MACHINERY & EQUIPMENT 0-4999.99	-	-	-	-	-

TOTAL CAPITAL OUTLAY	-	-	-	-	-
-----------------------------	----------	----------	----------	----------	----------

TOTAL FUND EXPENDITURES	281,152	275,000	192,796	201,640	66,797
--------------------------------	----------------	----------------	----------------	----------------	---------------



COUNTY OF MAVERICK
SB 22 - DISTRICT ATTORNEY (F452)
2025 - 2026 ADOPTED (UNAUDITED / UNADJUSTED / NOT GAAP)

23-24 ACTUAL	24-25 BUDGETED	PRO-FORMA ENDING 9.30.25	REQUESTED 25-26	PROPOSED 25-26
	as of 6.30.25	as of 6.30.24		

10 EMPLOYEES
 COMPLEMENTARY SALARY

452 SB22 - DISTRICT ATTORNEY


	23-24 ACTUAL	24-25 BUDGETED	PRO-FORMA ENDING 9.30.25	REQUESTED 25-26	PROPOSED 25-26
<u>REVENUES</u>					
ESTIMATED SURPLUS AS OF 9.30.2023	-	-	-	-	-
452-05030-300 DIST REVENUE	-	275,000	-	275,000	-
TRANSFER IN	-	-	-	-	69,788
452-08020-300 INTEREST	553	-	5,353	-	-
452-07124-300 SB 22 REVENUE - DIST	233,917	-	-	-	-
TOTAL FEES	234,470	275,000	5,353	275,000	69,788

	23-24 ACTUAL	24-25 BUDGETED	PRO-FORMA ENDING 9.30.25	REQUESTED 25-26	PROPOSED 25-26
<u>PERSONAL SERVICES</u>					
452-01110-970 ASSISTANT COUNTY ATTORNEY (PARTIALLY FUNDED)	102,382	79,399	78,687	85,000	22,500
452-01130-970 CLERKS	25,280	37,584	37,584	32,990	9,396
452-01122-970 VICTIM ASSISTANT CORDINATOR	23,899	44,359	40,856	31,988	13,749
452-01090-970 SB 22 - INVESTIGATOR	25,263	40,000	40,000	32,500	7,500
ASSISTANTS	-	-	-	-	-
OVERTIME	-	-	-	-	-
LONGEVITY	-	-	-	-	-
452-02010-970 FRINGE BENEFITS	57,093	73,659	70,229	66,238	16,642
TOTAL PERSONAL SERVICES	233,917	275,000	267,355	247,716	69,788

	23-24 ACTUAL	24-25 BUDGETED	PRO-FORMA ENDING 9.30.25	REQUESTED 25-26	PROPOSED 25-26
<u>SUPPLIES</u>					
OPERATING SUPPLY	-	-	-	-	-
BANK CHARGES	-	-	-	-	-
TOTAL SUPPLIES	-	-	-	-	-

	23-24 ACTUAL	24-25 BUDGETED	PRO-FORMA ENDING 9.30.25	REQUESTED 25-26	PROPOSED 25-26
<u>OTHER SERVICES & CHARGES</u>					
TRANSFER OUT	-	-	-	-	-
TOTAL OTHER SERVICES & CHARGES	-	-	-	-	-

	23-24 ACTUAL	24-25 BUDGETED	PRO-FORMA ENDING 9.30.25	REQUESTED 25-26	PROPOSED 25-26
<u>CAPITAL OUTLAY</u>					
MACHINERY & EQUIPMENT 5000+	-	-	-	-	-
MACHINERY & EQUIPMENT 0-4999.99	-	-	-	-	-
TOTAL CAPITAL OUTLAY	-	-	-	-	-
TOTAL FUND EXPENDITURES	233,917	275,000	267,355	-	69,788



COUNTY OF MAVERICK
SB 22 - SHERIFF/CONSTABLES (F453)
2025 - 2026 ADOPTED (UNAUDITED / UNADJUSTED / NOT GAAP)

23-24 ACTUAL	24-25 BUDGETED as of 6.30.25	PRO-FORMA ENDING 9.30.25 as of 6.30.24	REQUESTED 25-26	ADOPTED 25-26
-----------------	------------------------------------	--	--------------------	------------------

54 EMPLOYEES
7 VACANTS
COMPLEMENTARY SALARIES

453 SB22 - SHERIFF/CONSTABLES

REVENUES

ESTIMATED SURPLUS AS OF 9.30.2023	-	-	-	-
MAVERICK COUNTY MATCH	-	-	-	-
453-08275-300 TRANSFER IN	-	-	123,688	128,069
453-07124-300 SB 22 REVENUE	-	-	711,118	500,000
TOTAL FEES		711,118	623,688	128,069

PERSONAL SERVICES

453-01010-978 SHERIFF	119,000	12,000	12,000	3,000
453-01040-978 DEPUTIES - SHERIFF	138,149	92,306	143,006	35,717
453-01110-978 ASSISTANT	26,642	-	39,818	9,955
453-01160-978 JAILERS	132,311	103,589	132,311	26,890
DEPUTIES - CONSTABLE PCT 1	-	-	-	5,500
DEPUTIES - CONSTABLE PCT 2	-	-	-	5,500
DEPUTIES - CONSTABLE PCT 3	-	-	-	4,750
DEPUTIES - CONSTABLE PCT 3-2	-	-	-	5,500
DEPUTIES - CONSTABLE PCT 4	-	-	-	5,500
OVERTIME	-	-	-	-
LONGEVITY	-	-	-	-
FRINGE BENEFITS	189,553	-	-	25,758
TOTAL PERSONAL SERVICES	605,655	207,896	327,135	128,069

SUPPLIES

453-03120-978 OPERATING SUPPLY	18,033	-	6,476	-
BANK CHARGES	-	-	-	-
TOTAL SUPPLIES	18,033	6,476	-	-


OTHER SERVICES & CHARGES

TRANSFER OUT	-	-	-	-
	-	-	-	-

CAPITAL OUTLAY

MACHINERY & EQUIPMENT 5000+	-	-	-	-
MACHINERY & EQUIPMENT 0-4999.99	-	-	-	-
TOTAL CAPITAL OUTLAY	-	-	-	-

TOTAL FUND EXPENDITURES	-	623,688	214,371	327,135
				128,069



COUNTY OF MAVERICK
OPERATION LONE STAR G#4376303 (F454)
2025 - 2026 ADOPTED (UNAUDITED / UNADJUSTED / NOT GAAP)

23-24 ACTUAL	24-25 BUDGETED	PRO-FORMA ENDING 9.30.25	REQUESTED 25-26	ADOPTED 25-26
	as of 6.30.25	as of 6.30.24		

45 EMPLOYEES
2 VACANTS
COMPLEMENTARY SALARIES

466: OPERATION LONE STAR FUND

REVENUES	23-24 ACTUAL	24-25 BUDGETED	PRO-FORMA ENDING 9.30.25	REQUESTED 25-26	ADOPTED 25-26
BANK CHARGES	-	-	-	-	-
466-05032-300 OLS G#4376304 REVENU	-	-	-	-	-
466-08275-300 TRANSFERS	-	-	-	-	-
466-01009-300 SURPLUS	-	-	-	-	722,385
454-08272-300 TRANSFER IN F432	-	-	-	555,590	-
INTEREST	-	-	-	-	-
TOTAL REVENUES				555,590	722,385

PERSONNEL SERVICES:	23-24 ACTUAL	24-25 BUDGETED	PRO-FORMA ENDING 9.30.25	REQUESTED 25-26	ADOPTED 25-26
466-01035-500 TRANSPORT	-	-	3,804	-	-
466-01040-500 DEPUTY	-	-	24,000	45,769	-
466-01168-500 OLS CLERK G4376304 - COOR	-	-	7,356	16,861	-
466-01045-500 OVERTIME	-	-	-	-	-
INVESTIGATOR	-	-	-	-	-
466-01170-500 DISPATCHERS	-	-	3,691	-	-
466-01130-500 OLS CLERK G4376304	-	-	4,320	20,097	-
466-01090-500 ASSISTANT INVEST-OLS	-	-	6,000	14,449	-
SHERIFF G#4376304	-	-	-	-	-
SHERIFF G#4376304	-	-	-	-	-
SHERIFF G#4376304	-	-	-	-	-
SHERIFF G#4376304	-	-	-	-	-
OVERTIME- DETENTION OFFICERS	-	-	-	-	-
OVERTIME- PEACE OFFICERS	-	-	-	-	-
466-02051-500 LONGEVITY	-	-	-	-	5,100
466-02000-500 FRINGE BENEFITS	-	-	20,904	40,794	-
TOTAL PERSONNEL SERVICES			70,075	143,069	

SUPPLIES	23-24 ACTUAL	24-25 BUDGETED	PRO-FORMA ENDING 9.30.25	REQUESTED 25-26	ADOPTED 25-26
466-03120-500 OPERATING SUPPLY	-	-	-	228,193	-
BANK CHARGES	-	-	-	-	-
TOTAL SUPPLIES				228,193	

OTHER SERVICES & CHARGES	23-24 ACTUAL	24-25 BUDGETED	PRO-FORMA ENDING 9.30.25	REQUESTED 25-26	ADOPTED 25-26
EXPENDITURES	-	-	-	-	-
TRAINING	-	-	-	-	-
TRAVEL	-	-	-	-	-
MILEAGE	-	-	-	-	-
TRANSFER OUT	-	-	-	-	-
TOTAL OTHER SERVICES & CHARGES					

CAPITAL OUTLAY	23-24 ACTUAL	24-25 BUDGETED	PRO-FORMA ENDING 9.30.25	REQUESTED 25-26	ADOPTED 25-26
MACHINERY & EQUIPMENT 5000+	-	-	-	-	-
MACHINERY & EQUIPMENT 0-4999.99	-	-	-	-	-
TOTAL CAPITAL OUTLAY					

466: OPERATION LONE STAR - 501 CONSTBLE PCT 1 - G#4376304

PERSONNEL SERVICES:	23-24 ACTUAL	24-25 BUDGETED	PRO-FORMA ENDING 9.30.25	REQUESTED 25-26	ADOPTED 25-26
466-01040-501 DEPUTY CONSTABLE PCT 1	-	-	-	4,097	11,249
OVERTIME	-	-	-	-	-
466-02010-501 FRINGE BENEFITS	-	-	-	2,065	4,939
TOTAL PERSONNEL SERVICES				6,162	16,188

466: OPERATION LONE STAR - 501 CONSTBLE PCT 2 - G#4376304

PERSONNEL SERVICES:	23-24 ACTUAL	24-25 BUDGETED	PRO-FORMA ENDING 9.30.25	REQUESTED 25-26	ADOPTED 25-26
466-01040-502 DEPUTY CONSTABLE PCT 2	-	-	-	4,097	11,291
OVERTIME	-	-	-	-	-
466-02010-502 FRINGE BENEFITS	-	-	-	2,065	5,245
TOTAL PERSONNEL SERVICES				6,162	16,536

23-24 ACTUAL	24-25 BUDGETED	PRO-FORMA ENDING 9.30.25	REQUESTED 25-26	ADOPTED 25-26
-----------------	-------------------	-----------------------------	--------------------	------------------

as of 6.30.25 as of 6.30.24

466: OPERATION LONE STAR - 501 CONSTBLE PCT 3-1 - G#4376304

PERSONNEL SERVICES:

DEPUTY CONSTABLE PCT 3	-	-	-	-	11,296
OVERTIME	-	-	-	-	-
FRINGE BENEFITS	-	-	-	-	4,948
TOTAL PERSONNEL SERVICES	-	-	-	-	16,244

466: OPERATION LONE STAR - 501 CONSTBLE PCT 3-2 - G#4376304

PERSONNEL SERVICES:

DEPUTY CONSTABLE PCT 3	-	-	-	-	11,249
OVERTIME	-	-	-	-	-
FRINGE BENEFITS	-	-	-	-	4,939
TOTAL PERSONNEL SERVICES	-	-	-	-	16,188

466: OPERATION LONE STAR - 501 CONSTBLE PCT 4 - G#4376304

PERSONNEL SERVICES:

466-01040-504 DEPUTY CONSTABLE PCT 4	-	-	-	-	11,291
OVERTIME	-	-	-	-	-
466-02010-504 FRINGE BENEFITS	-	-	-	-	4,947
TOTAL PERSONNEL SERVICES	-	-	-	-	16,238

466: OPERATION LONE STAR - 508 DETENTION OFFICER - G#4376304

PERSONNEL SERVICES:

DETENTION OFFICER	-	-	-	-	-
OVERTIME	-	-	-	-	-
FRINGE BENEFITS	-	-	-	-	-
TOTAL PERSONNEL SERVICES	-	-	-	-	-


466: OPERATION LONE STAR - 509 PEACE OFFICER - G#4376304

PERSONNEL SERVICES:

PEACE OFFICER	-	-	-	-	-
OVERTIME	-	-	-	-	-
FRINGE BENEFITS	-	-	-	-	-
TOTAL PERSONNEL SERVICES	-	-	-	-	-

TOTAL FUND EXPENDITURES	-	-	-	310,592	224,465
-------------------------	---	---	---	---------	---------

AS OF THE DATE OF THE BUDGET ADOPTION, OPERATION LONE STAR HAS NOT BEEN AWARDED.
 COMMISSIONERS COURT APPROVED TO FUND ONLY ONE MONTH OF EXPENDITURES FROM GENERAL FUND (AS SHOWN ABOVE).




COUNTY OF MAVERICK
OPERATION LONE STAR - CO ATTORNEY (F454)
2025 - 2026 ADOPTED (UNAUDITED / UNADJUSTED / NOT GAAP)

23-24 ACTUAL	24-25 BUDGETED	PRO-FORMA ENDING 9.30.24	REQUESTED 25-26	ADOPTED 25-26
	as of 6.30.25	as of 6.30.24		

466: OPERATION LONE STAR

	23-24 ACTUAL	24-25 BUDGETED	PRO-FORMA ENDING 9.30.24	REQUESTED 25-26	ADOPTED 25-26
<u>PERSONNEL SERVICES:</u>					
OVERTIME					
466-01090-517 ASSISTANT INVESTIGATOR	-	-	-	11,952	27,603
466-01090-519 ASSISTANT INVESTIGATOR	-	-	-	7,116	15,000
466-01111-517 ASSISTANT PROSE -OLS INVESTIGATOR - DA	-	-	-	25,863	59,226
466-01110-517 ASSISTANT 466-01110-519 ASSISTANT PROSECUTOR	-	-	-	13,219	29,999
466-01111-519 ASSISTANT PROSECUTOR - DA	-	-	-	23,563	30,368
466-01117-517 COURT COORDINATOR G#	-	-	-	35,995	60,189
466-01168-517 OLS G#4376304 - COOR GRANT COORDINATOR	-	-	-	7,471	17,077
466-01230-517 OLS 4376304 PROBATIO PARALEGAL PARALEGAL - DA	-	-	-	4,596	11,458
466-01130-517 CLERKS G#4376304	-	-	-	12,973	42,303
466-01240-517 LEGAL SECRETARY-CA	-	-	-	17,815	43,043
466-01240-519 LEGAL SECRETARY	-	-	-	14,640	44,892
466-02051-517 LONGEVITY	-	-	-	-	4,524
466-02010-519 FRINGE BENEFITS	-	-	-	16,976	28,965
466-02010-517 FRINGE BENEFITS	-	-	-	49,819	83,274
466-02010-532 DEP CONST PCT3-2 G43	-	-	-	-	-
TOTAL PERSONNEL SERVICES				241,398	497,921
<u>SUPPLIES</u>					
466-03120-517 OPERATING SUPPLIES G OLS G#4376303 VEH BANK CHARGES	-	-	-	1,850	-
TOTAL SUPPLIES				1,850	-
<u>OTHER SERVICES & CHARGES</u>					
EXPENDITURES					
466-04120-517 PROFESSIONAL SERVICE	-	-	-	1,750	-
TRAVEL	-	-	-	-	-
TRAINING	-	-	-	-	-
MILEAGE	-	-	-	-	-
TRANSFER OUT	-	-	-	-	-
TOTAL OTHER SERVICES & CHARGES				1,750	-
<u>CAPITAL OUTLAY</u>					
MACHINERY & EQUIPMENT 5000+	-	-	-	-	-
MACHINERY & EQUIPMENT 0-4999.99	-	-	-	-	-
IMPROVEMENTS	-	-	-	-	-
TOTAL CAPITAL OUTLAY				-	-
TOTAL FUND EXPENDITURES				555,590	722,385



AS OF THE DATE OF THE BUDGET ADOPTION, OPERATION LONE STAR HAS NOT BEEN AWARDED.
 COMMISSIONERS COURT APPROVED TO FUND ONLY ONE MONTH OF EXPENDITURES FROM GENERAL FUND (AS SHOWN ABOVE).

COUNTY OF MAVERICK
MAVERICK COUNTY HOUSING FINANCE CORP (F455)
2025 - 2026 ADOPTED (UNAUDITED / UNADJUSTED / NOT GAAP)

23-24 ACTUAL	24-25 BUDGETED	PRO-FORMA ENDING 9.30.24	REQUESTED 25-26	ADOPTED 25-26	1 F/T VACANCY
	as of 6.30.25	as of 6.30.24			

455: MAVERICK COUNTY HOUSING FINANCE CORP

REVENUES

ESTIMATED SURPLUS AS OF 9.30.2024	-	-	-	-	-
MCHFC REVENUE	-	-	-	-	-
455-08275-300 TRANSFER IN	-	-	84,346	92,437	-
OTHER	-	-	-	-	-
TOTAL FEES	-	-	84,346	92,437	-

PERSONAL SERVICES

455-01061-977 SENIOR ACCOUNTANT	-	-	63,000	68,000	-
ASSISTANT	-	-	-	-	-
OVERTIME	-	-	-	-	-
LONGEVITY	-	-	-	-	-
455-02010-977 FRINGE BENEFITS	-	-	21,346	24,437	-
TOTAL PERSONAL SERVICES	-	-	84,346	92,437	-

SUPPLIES


STATION	-	-	-	-	-
POSTAGE	-	-	-	-	-
OPERATING SUPPLY	-	-	-	-	-
ADMIN	-	-	-	-	-
455-08270-977 TRANSFER OUT	-	-	-	-	-
BANK FEES	-	-	-	-	-
TOTAL SUPPLIES	-	-	-	-	-

OTHER SERVICES & CHARGES

EXPENDITURES	-	-	-	-	-
PROFESSIONAL SERVICES	-	-	-	-	-
TRAINING	-	-	-	-	-
MILEAGE	-	-	-	-	-
TRAVEL	-	-	-	-	-
TRANSFER OUT	-	-	-	-	-
TOTAL OTHER SERVICES & CHARGES	-	-	-	-	-

CAPITAL OUTLAY

MACHINERY & EQUIPMENT 5000+	-	-	-	-	-
MACHINERY & EQUIPMENT 0-4999.99	-	-	-	-	-
TOTAL CAPITAL OUTLAY	-	-	-	-	-
TOTAL FUND EXPENDITURES	-	-	84,346	92,437	-



COUNTY OF MAVERICK
SB224 CATALYTIC CONVERTER GRANT (F456)
2025 - 2026 ADOPTED (UNAUDITED / UNADJUSTED / NOT GAAP)

23-24 ACTUAL	24-25 BUDGETED	PRO-FORMA ENDING 9.30.24	REQUESTED 25-26	ADOPTED 25-26
-----------------	-------------------	-----------------------------	--------------------	------------------


456: SB224 CATALYTIC CONVERTER GRANT

as of 6.30.25

as of 6.30.24

3 F/T VACANTS

	23-24 ACTUAL	24-25 BUDGETED	PRO-FORMA ENDING 9.30.24	REQUESTED 25-26	ADOPTED 25-26
REVENUES					
SURPLUS					
456-08275-300 TRANSFER IN	-	165,696	200,197	15,548	-
456-05030-300 REVENUE	-	475,820	-	475,820	-
GENERAL FUND MATCH	-	-	-	-	59,889
TOTAL REVENUES	-	641,516	200,197	491,368	59,889
PERSONAL SERVICES					
456-01080-976 TASK FORCE COMMANDER	-	166,564	75,583	104,000	15,660
456-01163-976 TASK FORCE INVESTIGATOR	-	92,200	47,365	62,400	26,100
OVERTIME	-	-	-	-	-
LONGEVITY	-	-	-	-	-
456-02010-976 FRINGE BENEFITS	-	70,205	47,690	65,468	18,129
TOTAL PERSONAL SERVICES	-	328,969	-	-	59,889
SUPPLIES:					
POSTAGE					
456-03120-976 OPERATING SUPPLIES	-	5,000	-	5,000	-
TOTAL SUPPLIES	-	5,000	-	5,000	-
OTHER SERVICES AND CHARGES:					
ELECTRICITY					
PHONE					
456-04420-976 VEHICLE FUEL	-	5,000	-	5,000	-
456-04261-976 TRAVEL	-	7,500	-	7,500	-
456-04015-976 TRAINING	-	2,000	-	2,000	-
MILEAGE	-	-	-	-	-
TRAVEL	-	-	-	-	-
REPAIRS AND MAINTENANCE BLDG	-	-	-	-	-
MAINTENANCE CONTRACTS	-	-	-	-	-
PROFESSIONAL SERVICES	-	-	-	-	-
TRANSFER OUT	-	-	-	-	-
TOTAL OTHER SERV. AND CHARGES	-	14,500	-	14,500	-
CAPITAL OUTLAY					
456-06100-976 MACHINERY & EQUIPMENT 5000+	-	53,047	70,729	-	-
456-06101-976 MACHINERY & EQUIPMENT 0-4999.99	-	240,000	-	240,000	-
TOTAL CAPITAL OUTLAY	-	293,047	70,729	240,000	-
TOTAL FUND EXPENDITURES	-	641,516	70,729	259,500	59,889



COUNTY OF MAVERICK
MAVERICK COUNTY INDIGENT DEFENSE (F457)
2025 - 2026 ADOPTED (UNAUDITED / UNADJUSTED / NOT GAAP)

23-24 ACTUAL	24-25 BUDGETED	PRO-FORMA ENDING 9.30.24	REQUESTED 25-26	ADOPTED 25-26	1 F/T VACANCY
	as of 6.30.25	as of 6.30.24			

457: MAVERICK COUNTY INDIGENT DEFENSE

REVENUES

457-05030-300 GRANT REVENUE	-	-	0	-	-
457-08020-300 INTEREST	-	-	107	-	-
MAV CO. COUNTY MATCH					34,277
457-08275-300 TRANSFER IN	-	42,969	57,292	-	-
OTHER	-	-	-	-	-
TOTAL FEES	-	42,969	57,399	-	34,277

PERSONAL SERVICES

457-01117-976 COURT CORDINATOR		26,337	22,250	-	16,667
457-02010-977 FRINGE BENEFITS		10,294	8,989	-	11,037
TOTAL PERSONAL SERVICES	-	36,631	31,239	-	27,704

SUPPLIES


457-03120-976 OPERATING SUPPLY	-	1,895	1,047	-	1,573
TOTAL SUPPLIES	-	1,895	1,047	-	1,573

OTHER SERVICES & CHARGES

EXPENDITURES					
PROFESSIONAL SERVICES					-
TRAINING					-
MILEAGE					-
TRAVEL					-
TRANSFER OUT					-
TOTAL OTHER SERVICES & CHARGES	-	-	-	-	-

CAPITAL OUTLAY

457-06101-976 MACHINERY & EQUIPMENT 5000+		4,443	-	-	5,000
MACHINERY & EQUIPMENT 0-4999.99					
TOTAL CAPITAL OUTLAY	-	4,443	-	-	5,000
TOTAL FUND EXPENDITURES	-	42,969	32,286	-	34,277



COUNTY OF MAVERICK
 TP&W CO OP GRANT (F461)
 2025 - 2026 ADOPTED (UNAUDITED / UNADJUSTED / NOT GAAP)

23-24 ACTUAL	24-25 BUDGETED	PRO-FORMA ENDING 9.30.24	REQUESTED 25-26	ADOPTED 25-26	1 F/T VACANCY
	as of 6.30.25	as of 6.30.24			

458: CYBERSECURITY

REVENUES

458-03130-300 MAVERICK COUNTY REVE	-	-	-	-	-
458-05030-300 CYBERSECURITY REVENUE	-	-	-	-	-
MAV. Co. MATCH	-	-	-	-	17,438
458-08275-300 TRANSFER IN	-	-	-	-	-
SURPLUS	-	-	-	-	80,435
TOTAL REVENUES	-	-	-	-	97,873

PERSONAL SERVICES

TOTAL PERSONAL SERVICES	-	-	-	-	-
--------------------------------	----------	----------	----------	----------	----------

SUPPLIES


TOTAL SUPPLIES	-	-	-	-	-
-----------------------	----------	----------	----------	----------	----------

OTHER SERVICES & CHARGES

<u>EXPENDITURES</u>					
458-04120-970 PROFESSIONAL SERVICES	-	-	-	-	-
458-04261-970 TRAVEL	-	-	-	-	-
458-04264-970 TRAINING	-	-	-	-	-
458-04580-970 LSE&MAINT AGREE	-	-	-	-	-
TRANSFER OUT	-	-	-	-	-
TOTAL OTHER SERVICES & CHARGES	-	-	-	-	-

CAPITAL OUTLAY

458-06100-970 MACHINERY & EQUIPMENT 5000+	-	-	-	-	36,230
458-06101-970 MACHINERY & EQUIPMENT 0-4999.99	-	-	-	-	62,643
TOTAL CAPITAL OUTLAY	-	-	-	-	97,873
TOTAL FUND EXPENDITURES	-	-	-	-	97,873



COUNTY OF MAVERICK
 TP&W CO OP GRANT (F461)
 2025 - 2026 ADOPTED (UNAUDITED / UNADJUSTED / NOT GAAP)

23-24 ACTUAL	24-25 BUDGETED	PRO-FORMA ENDING 9.30.24	REQUESTED 25-26	ADOPTED 25-26	1 F/T VACANCY
	as of 6.30.25	as of 6.30.24			

461: TP&W CO OP GRANT

REVENUES

461-03160-300 MAVERICK COUNTY REVE	-	-	0	-	-
461-08020-300 INTEREST	-	-	97	-	-
461-08275-300 TRANSFER IN OTHER	-	51,381	68,508	-	-
	-	-	-	-	-
TOTAL FEES	-	51,381	68,805	-	-

PERSONAL SERVICES

461-01168-971 PROGRAM COORDINATOR	-	8,960	5,142	-	-
461-01172-971 PROGRAM SPECIALIST	-	14,080	8,253	-	-
461-01173-971 ASSISTANT	-	7,680	-	-	-
461-02010-971 FRINGE BENEFITS	-	7,721	2,688	-	-
TOTAL PERSONAL SERVICES	-	38,441	16,083	-	-

SUPPLIES


461-03120-971 OPERATING SUPPLY	-	12,940	6,401	-	-
TOTAL SUPPLIES	-	12,940	6,401	-	-

OTHER SERVICES & CHARGES

EXPENDITURES	-	-	-	-	-
PROFESSIONAL SERVICES	-	-	-	-	-
TRAVEL	-	-	-	-	-
TRAINING	-	-	-	-	-
MILEAGE	-	-	-	-	-
TRANSFER OUT	-	-	-	-	-
TOTAL OTHER SERVICES & CHARGES	-	-	-	-	-

CAPITAL OUTLAY

MACHINERY & EQUIPMENT 5000+	-	-	-	-	-
MACHINERY & EQUIPMENT 0-4999.99	-	-	-	-	-
TOTAL CAPITAL OUTLAY	-	-	-	-	-
TOTAL FUND EXPENDITURES	-	51,381	22,484	-	-



COUNTY OF MAVERICK
MAV CO MCVCP AUTO THEFT TASK(F462)
2025 - 2026 ADOPTED (UNAUDITED / UNADJUSTED / NOT GAAP)

23-24 ACTUAL	24-25 BUDGETED	PRO-FORMA ENDING 9.30.24	REQUESTED 25-26	ADOPTED 25-26	1 F/T VACANCY
	as of 6.30.25	as of 6.30.24			

462: MAV CO MCVCP AUTO THEFT TASK

REVENUES

TRANSFER IN				
REVENUE				
GENERAL FUND MATCH				68,220
OTHER	-	-	-	-
TOTAL FEES				68,220

PERSONAL SERVICES

TASK FORCE COMMANDER				15,660
TASK FORCE INVESTIGATOR				26,100
OVERTIME				
LONGEVITY				
FRINGE BENEFITS				18,129
TOTAL PERSONAL SERVICES				59,889


SUPPLIES

OPERATING SUPPLY				-
TOTAL SUPPLIES				-

OTHER SERVICES & CHARGES

ELECTRICITY				-
PHONE				-
VEHICLE FUEL				-
TRAVEL				-
TRAINING				-
MILEAGE				-
TRAVEL				-
REPAIRS AND MAINTENANCE BLDG				-
MAINTENANCE CONTRACTS				-
PROFESSIONAL SERVICES				-
TRANSFER OUT				-
TOTAL OTHER SERVICES & CHARGES				-

MACHINERY & EQUIPMENT 5000+				8,331
MACHINERY & EQUIPMENT 0-4999.99				-
TOTAL CAPITAL OUTLAY				8,331
TOTAL FUND EXPENDITURES				68,220




COUNTY OF MAVERICK
 TP&W CO OP GRANT (F461)
 2025 - 2026 ADOPTED (UNAUDITED / UNADJUSTED / NOT GAAP)

23-24 ACTUAL	24-25 BUDGETED	PRO-FORMA ENDING 9.30.24	REQUESTED 25-26	ADOPTED 25-26	1 F/T VACANCY
	as of 6.30.25	as of 6.30.24			

463: AIRPORT TXDOT GRA-PR

	23-24 ACTUAL	24-25 BUDGETED	PRO-FORMA ENDING 9.30.24	REQUESTED 25-26	ADOPTED 25-26
<u>REVENUES</u>					
463-08275-300 TRANSFER IN	-	50,000	50,000	-	645,000
TOTAL FEES	-	50,000	50,000	-	645,000
<u>PERSONAL SERVICES</u>					
TOTAL PERSONAL SERVICES	-	-	-	-	-
<u>SUPPLIES</u>					
OPERATING SUPPLY	-	-	-	-	-
TOTAL SUPPLIES	-	-	-	-	-
<u>OTHER SERVICES & CHARGES</u>					
463-04120-970 AIRPORT TXDOT GRA-PR	-	50,000	50,000	-	645,000
PROFESSIONAL SERVICES	-	-	-	-	-
TRAVEL	-	-	-	-	-
TRAINING	-	-	-	-	-
MILEAGE	-	-	-	-	-
TRANSFER OUT	-	-	-	-	-
TOTAL OTHER SERVICES & CHARGES	-	50,000	50,000	-	645,000
<u>CAPITAL OUTLAY</u>					
MACHINERY & EQUIPMENT 5000+	-	-	-	-	-
MACHINERY & EQUIPMENT 0-4999.99	-	-	-	-	-
TOTAL CAPITAL OUTLAY	-	-	-	-	-
TOTAL FUND EXPENDITURES	-	50,000	50,000	-	645,000



COUNTY OF MAVERICK
OPERATION LONE STAR G#4376303 (F454)
2025 - 2026 ADOPTED (UNAUDITED / UNADJUSTED / NOT GAAP)

23-24 ACTUAL	24-25 BUDGETED	PRO-FORMA ENDING 9.30.24	REQUESTED 25-26	ADOPTED 25-26
	as of 6.30.25	as of 6.30.24		

45 EMPLOYEES
2 VACANTS
COMPLEMENTARY SALARIES

454 OPERATION LONE STAR FUND

REVENUES

REVENUES	-	-	-	-
454-05032-300 OLS G#4376304 REVENU	224,659	-	1,860,062	-
454-08275-300 TRANSFERS	-	278,711	382,462	-
454-01009-300 SURPLUS	-	-	-	-
454-08272-300 TRANSFER IN F432	-	555,590	400,000	-
INTEREST	-	-	-	-
TOTAL REVENUES	224,659	834,301	2,642,524	-

PERSONNEL SERVICES:

454-01035-500 TRANSPORT	-	3,804	-	-
454-01040-500 DEPUTY	17,999	37,777	202,107	-
454-01168-500 OLS CLERK G4376304 - COOR	5,169	12,524	66,753	-
454-01045-500 OVERTIME	348	691	10,758	-
INVESTIGATOR	-	-	-	-
454-01170-500 DISPATCHERS	-	3,691	-	-
454-01130-500 OLS CLERK G4376304	3,021	7,285	46,859	-
454-01090-500 ASSISTANT INVEST-OLS	4,399	10,761	65,274	-
SHERIFF G#4376304	-	-	-	-
SHERIFF G#4376304	-	-	-	-
SHERIFF G#4376304	-	-	-	-
SHERIFF G#4376304	-	-	-	-
OVERTIME- DETENTION OFFICERS	-	-	-	-
OVERTIME- PEACE OFFICERS	-	-	-	-
454-02051-500 LONGEVITY	-	5,640	5,640	-
454-02000-500 FRINGE BENEFITS	11,686	33,293	146,876	-
TOTAL PERSONNEL SERVICES	42,621	115,465	544,267	-

SUPPLIES

454-03120-500 OPERATING SUPPLY	-	228,193	-	-
BANK CHARGES	-	-	-	-
TOTAL SUPPLIES	-	228,193	-	-

OTHER SERVICES & CHARGES

EXPENDITURES	-	-	-	-
TRAINING	-	-	-	-
TRAVEL	-	-	-	-
MILEAGE	-	-	-	-
TRANSFER OUT	-	-	-	-
TOTAL OTHER SERVICES & CHARGES	-	-	-	-

CAPITAL OUTLAY

MACHINERY & EQUIPMENT 5000+	-	-	-	-
MACHINERY & EQUIPMENT 0-4999.99	-	-	-	-
TOTAL CAPITAL OUTLAY	-	-	-	-

454: OPERATION LONE STAR - 501 CONSTBLE PCT 1 - G#4376304

PERSONNEL SERVICES:

454-01040-501 DEPUTY CONSTABLE PCT 1	2,899	7,514	36,423	-
OVERTIME	-	-	-	-
454-02010-501 FRINGE BENEFITS	1,377	3,491	16,039	-
TOTAL PERSONNEL SERVICES	4,276	11,005	52,462	-

454: OPERATION LONE STAR - 501 CONSTBLE PCT 2 - G#4376304

PERSONNEL SERVICES:

454-01040-502 DEPUTY CONSTABLE PCT 2	2,868	7,774	44,953	-
OVERTIME	-	-	-	-
454-02010-502 FRINGE BENEFITS	1,367	3,756	20,277	-
TOTAL PERSONNEL SERVICES	4,235	11,530	65,230	-

22-23 ACTUAL	23-24 BUDGETED	PRO-FORMA ENDING 9.30.24	REQUESTED 24-25	ADOPTED 25-26
-----------------	-------------------	-----------------------------	--------------------	------------------

as of 6.30.25 as of 6.30.24

454: OPERATION LONE STAR - 501 CONSTBLE PCT 3-1 - G#4376304

PERSONNEL SERVICES:

DEPUTY CONSTABLE PCT 3	-	-	-	-
OVERTIME	-	-	-	-
FRINGE BENEFITS	-	-	-	-
TOTAL PERSONNEL SERVICES	-	-	-	-

454: OPERATION LONE STAR - 501 CONSTBLE PCT 3-2 - G#4376304

PERSONNEL SERVICES:

DEPUTY CONSTABLE PCT 3	-	-	-	-
OVERTIME	-	-	-	-
FRINGE BENEFITS	-	-	-	-
TOTAL PERSONNEL SERVICES	-	-	-	-

OPERATION LONE STAR FY25-26 - 501 CONSTBLE PCT 4 - G#4376304

PERSONNEL SERVICES:

454-01040-504 DEPUTY CONSTABLE PCT 4	-	3,634	35,218	-
OVERTIME	-	-	-	-
454-02010-504 FRINGE BENEFITS	-	1,682	15,423	-
TOTAL PERSONNEL SERVICES	-	5,316	50,640	-

454: OPERATION LONE STAR - 508 DETENTION OFFICER - G#4376304

PERSONNEL SERVICES:

DETENTION OFFICER	-	-	-	-
OVERTIME	-	-	-	-
FRINGE BENEFITS	-	-	-	-
TOTAL PERSONNEL SERVICES	-	-	-	-


454: OPERATION LONE STAR - 509 PEACE OFFICER - G#4376304

PERSONNEL SERVICES:

PEACE OFFICER	-	-	-	-
OVERTIME	-	-	-	-
FRINGE BENEFITS	-	-	-	-
TOTAL PERSONNEL SERVICES	-	-	-	-

TOTAL FUND EXPENDITURES	51,132	371,509	712,599	-
-------------------------	--------	---------	---------	---

AS OF THE DATE OF THE BUDGET ADOPTION, OPERATION LONE STAR HAS NOT BEEN AWARDED.
COMMISSIONERS COURT APPROVED TO FUND ONLY ONE MONTH OF EXPENDITURES FROM GENERAL FUND (AS SHOWN ABOVE).



COUNTY OF MAVERICK
OPERATION LONE STAR - CO ATTORNEY (F454)
2025 - 2026 ADOPTED (UNAUDITED / UNADJUSTED / NOT GAAP)

22-23 ACTUAL	23-24 BUDGETED	PRO-FORMA ENDING 9.30.24	REQUESTED 24-25	ADOPTED 24-25
	as of 6.30.25	as of 6.30.24		

454 OPERATION LONE STAR FUND

PERSONNEL SERVICES:

OVERTIME	-	-	-	-
454-01090-517 ASSISTANT INVESTIGATOR	8,417	20,413	108,346	-
454-01090-519 ASSISTANT INVESTIGATOR	5,000	16,476	81,947	-
454-01111-517 ASSISTANT PROSE -OLS INVESTIGATOR - DA	18,195	44,017	234,525	-
454-01110-517 ASSISTANT ASSISTANT PROSECUTOR	9,289	22,414	119,099	-
454-01111-519 ASSISTANT PROSECUTOR - DA	16,177	31,256	138,931	-
454-01117-517 COURT COORDINATOR G#	22,447	54,626	243,787	-
454-01168-517 OLS G#4376304 - COOR GRANT COORDINATOR	5,250	12,701	67,655	-
454-01230-517 OLS 4376304 PROBATIO PARALEGAL	3,217	14,705	44,662	-
PARALEGAL - DA	-	-	-	-
454-01130-517 CLERKS G#4376304	10,515	33,423	176,965	-
454-01240-517 LEGAL SECRETARY-CA	12,317	24,412	140,712	-
454-01240-519 LEGAL SECRETARY	8,418	30,032	152,965	-
454-02051-517 LONGEVITY	-	3,045	2,025	-
454-02010-519 FRINGE BENEFITS	10,078	26,749	136,356	-
454-02010-517 FRINGE BENEFITS	28,210	82,660	373,438	-
454-02010-532 DEP CONST PCT3-2 G43	-	817	82	-
TOTAL PERSONNEL SERVICES	157,531	417,744	2,020,896	-

SUPPLIES

454-03120-517 OPERATING SUPPLIES G OLS G#4376303 VEH	6,596	39,850	162,179	-
BANK CHARGES	-	-	-	-
TOTAL SUPPLIES	6,596	39,850	162,179	-

OTHER SERVICES & CHARGES

EXPENDITURES				
454-04120-517 PROFESSIONAL SERVICE	9,400	1,750	93,937	-
TRAVEL	-	-	-	-
TRAINING	-	-	-	-
MILEAGE	-	-	-	-
TRANSFER OUT	-	-	-	-
TOTAL OTHER SERVICES & CHARGES	9,400	1,750	93,937	-

CAPITAL OUTLAY

MACHINERY & EQUIPMENT 5000+	-	-	-	-
MACHINERY & EQUIPMENT 0-4999.99	-	-	-	-
IMPROVEMENTS	-	-	-	-
TOTAL CAPITAL OUTLAY	-	-	-	-
TOTAL FUND EXPENDITURES	224,659	830,853	2,989,610	-

AS OF THE DATE OF THE BUDGET ADOPTION, OPERATION LONE STAR HAS NOT BEEN AWARDED.
 COMMISSIONERS COURT APPROVED TO FUND ONLY ONE MONTH OF EXPENDITURES FROM GENERAL FUND (AS SHOWN ABOVE).

COUNTY OF MAVERICK
MAVERICK COUNTY INTL BRIDGE III (NEW FUND)
2025 - 2026 ADOPTED (UNAUDITED / UNADJUSTED / NOT GAAP)

23-24 ACTUAL	24-25 BUDGETED	PRO-FORMA ENDING 9.30.24	REQUESTED 25-26	ADOPTED 25-26	3 F/T VACANCIES
	as of 6.30.25	as of 6.30.24			

NEW: MAVERICK COUNTY INTL BRIDGE III

BANK BALANCE

REVENUES

TRANSFER IN
 REVENUE
 GENERAL FUND MATCH

TOTAL REVENUES

PERSONNEL SERVICES:

DEPARTMENT HEAD
 ASSISTANTS
 TOLL DEPUTIES
 OVERTIME
 LONGEVITY
 FRINGE BENEFITS

TOTAL PERSONNEL SERVICES

SUPPLIES:

POSTAGE
 OPERATING SUPPLIES

TOTAL SUPPLIES

OTHER SERVICES AND CHARGES:

UTILITY
 PHONE
 ELECTRICTY
 WATER
 TRAVEL
 REPAIRS AND MAINTENANCE BLDG
 MAINTENANCE CONTRACTS
 PROFESSIONAL SERVICES
 TRANSFER OUT


TOTAL OTHER SERV. AND CHARGES

CAPITAL OUTLAY

MACHINERY & EQUIPMENT 5000+
 MACHINERY & EQUIPMENT 0-4999.99

TOTAL CAPITAL OUTLAY

TOTAL FUND EXPENDITURES




COUNTY OF MAVERICK
JURY FUND (F506)
2025 - 2026 ADOPTED (UNAUDITED / UNADJUSTED / NOT GAAP)

23-24 ACTUAL	24-25 BUDGETED	PRO-FORMA ENDING 9.30.24	REQUESTED 25-26	ADOPTED 25-26
	as of 7.18.24	as of 6.30.24		

506: JURY FUND

	23-24 ACTUAL	24-25 BUDGETED	PRO-FORMA ENDING 9.30.24	REQUESTED 25-26	ADOPTED 25-26
REVENUES					
506-01009-300 SURPLUS	-	520	-	520	577
OTHER	-	-	-	-	-
506-08020-300 INTEREST	9	-	12	-	-
506-06190-300 JURY FUND REVENUE	154	130	716	130	156
TOTAL FEES	163	650	728	650	733
SUPPLIES					
506-03120-938 OPERATING SUPPLY	-	650	-	650	733
BANK FEES	-	-	-	-	-
TOTAL SUPPLIES	-	650	-	650	733
CAPITAL OUTLAY					
MACHINERY & EQUIPMENT 5000+	-	-	-	-	-
MACHINERY & EQUIPMENT 0-4999.99	-	-	-	-	-
TOTAL CAPITAL OUTLAY	-	-	-	-	-
TOTAL FUND EXPENDITURES	-	650	650	650	733



JURY FUND

Statutes: Local Gov't Code §§134.154, 135.156

Source: Percentage, not less than: 0.9524% of \$105 local consolidated fee on conviction of felony; 0.8130% of \$123 local consolidated fee on conviction of Class A or B misdemeanor; 0.7143% of \$14 local consolidated fee on conviction of non-jailable misdemeanor; 4.6948% of \$213 local consolidated civil fee on filing of any new civil case, except a probate, guardianship, or mental health case; 4.4841% of \$223 local consolidated civil fee on filing of any new probate, guardianship, or mental health case.

Controlled by: Commissioner's Court


Purposes: To fund juror reimbursements and otherwise finance jury services

**COUNTY OF MAVERICK
COUNTY SPECIALTY COURT ACCOUNT (F507)
2025 - 2026 ADOPTED (UNAUDITED / UNADJUSTED / NOT GAAP)**

23-24 ACTUAL	24-25 BUDGETED	PRO-FORMA ENDING 9.30.24	REQUESTED 25-26	ADOPTED 25-26
	as of 7.18.24	as of 6.30.24		

507: COUNTY SPECIALTY COURT ACCOUNT

<u>REVENUES</u>						
507-01009-300	SURPLUS	-	2,215	-	2,215	2,659
	OTHER	-	-	-	-	-
	INTEREST	-	-	-	-	-
507-07074-300	COUNTY SPECIALTY COURT REVENUE	-	980	1,860	980	1,200
	TOTAL FEES		3,195	1,860	3,195	3,859
<u>SUPPLIES</u>						
507-03120-939	OPERATING SUPPLY	-	3,195	-	3,195	3,859
	BANK FEES	-	-	-	-	-
	TOTAL SUPPLIES		3,195	-	3,195	3,859
<u>CAPITAL OUTLAY</u>						
	MACHINERY & EQUIPMENT 5000+	-	-	-	-	-
	MACHINERY & EQUIPMENT 0-4999.99	-	-	-	-	-
	TOTAL CAPITAL OUTLAY		-	-	-	-
	TOTAL FUND EXPENDITURES		3,195	3,195	3,195	3,859



COUNTY SPECIALTY COURT ACCOUNT

Statutes: Local Gov't Code §§134.153

Source: Percentage, not less than: 23.8095% of \$105 local consolidated fee on conviction of felony; 16.2602% of \$123 local consolidated fee on conviction of Class A or B misdemeanor.

Controlled by: Commissioners Court


Purposes: To fund specialty court programs established under Subtitle K, Title 2 of the Government Code.

**COUNTY OF MAVERICK
PROSECUTOR FUND (F508)
2025 - 2026 ADOPTED (UNAUDITED / UNADJUSTED / NOT GAAP)**

23-24 ACTUAL	24-25 BUDGETED	PRO-FORMA ENDING 9.30.24	REQUESTED 25-26	ADOPTED 25-26
	as of 7.18.24	as of 6.30.24		

508: PROSECUTOR FUND

<u>REVENUES</u>						
508-01009-300	SURPLUS	-	2,077	-	2,077	2,516
	OTHER	-	-	-	-	-
508-08020-300	INTEREST	30	-	50	-	-
508-06230-300	PROSECUTOR REVENUE	1,124	1,000	1,860	1,000	1,200
TOTAL FEES		1,154	3,077	1,910	3,077	3,716
<u>SUPPLIES</u>						
508-03120-941	OPERATING SUPPLY	-	3,077	-	3,077	3,716
	BANK FEES	-	-	-	-	-
TOTAL SUPPLIES		-	3,077	-	3,077	3,716
<u>CAPITAL OUTLAY</u>						
	MACHINERY & EQUIPMENT 5000:	-	-	-	-	-
	MACHINERY & EQUIPMENT 04999.99	-	-	-	-	-
TOTAL CAPITAL OUTLAY		-	-	-	-	-
TOTAL FUND EXPENDITURES		-	3,077	3,077	3,077	3,716



PROSECUTOR FUND

Statutes: Local Gov't Code §§134.102

Source: 16.2602% of Local Consolidated Court Cost


Purposes: Use only to defray the costs of services provided by a prosecutor

**COUNTY OF MAVERICK
COURT REPORTER SERVICE FUND (F509)
2025 - 2026 ADOPTED (UNAUDITED / UNADJUSTED / NOT GAAP)**

23-24 ACTUAL	24-25 BUDGETED	PRO-FORMA ENDING 9.30.24	REQUESTED 25-26	ADOPTED 25-26
	as of 7.18.24	as of 6.30.24		

509: COURT REPORTER SERVICE FUND

	23-24 ACTUAL	24-25 BUDGETED	PRO-FORMA ENDING 9.30.24	REQUESTED 25-26	ADOPTED 25-26
REVENUES					
509-01009-300 ESTIMATED SURPLUS AS OF 9.30.2024 OTHER	-	69,000	-	69,000	96,392
509-08020-300 INTEREST	1,213	-	24,433	-	-
509-04133-300 COURT REPORTER SERVICE FUND	30,941	147	2,746	147	250
TOTAL FEES	32,154	69,147	27,178	69,147	96,642
SUPPLIES					
509-03120-942 OPERATING SUPPLY	-	69,147	-	69,147	96,642
509-04155-942 BANK FEES	182	-	134	-	-
TOTAL SUPPLIES	182	69,147	134	69,147	96,642
CAPITAL OUTLAY					
MACHINERY & EQUIPMENT 5000+	-	-	-	-	-
MACHINERY & EQUIPMENT 0-4999.99	-	-	-	-	-
TOTAL CAPITAL OUTLAY	-	-	-	-	-
TOTAL FUND EXPENDITURES	182	69,147	134	69,147	96,642



COURT REPORTER SERVICE FUND

Statutes: Local Gov't Code §§51.601


The commissioners court of the county shall administer the court reporter service fund to assist in the payment of court-reporter-related services, that may include maintaining an adequate number of court reporters to provide services to the courts, obtaining court reporter transcription services, closed-caption transcription machines, Braille transcription services, or other transcription services, including a court reporter's preparation of an appellate record under the Texas Rules of Appellate Procedure and Rule 145, Texas Rules of Civil Procedure, to comply with state or federal laws, or providing any other service related to the functions of a court reporter.

**COUNTY OF MAVERICK
 LOCAL TRAFFIC FINE (F513)
 2025 - 2026 ADOPTED (UNAUDITED / UNADJUSTED / NOT GAAP)**

23-24 ACTUAL	24-25 BUDGETED	PRO-FORMA ENDING 9.30.24 as of 7.18.24	REQUESTED 25-26 as of 6.30.24	ADOPTED 25-26
-----------------	-------------------	--	-------------------------------------	------------------

513: LOCAL TRAFFIC FINE

<u>REVENUES</u>					
513-01009-300 ESTIMATED SURPLUS AS OF 9.30.2024	-	7,550	-	7,550	7,822
513-07066-300 TIME PAYMENT REVENUE	580		304	-	-
513-08020-300 INTEREST	151		172	-	-
513-07063-300 LOCAL TRAFFIC REVENUE	219	190	686	190	577
TOTAL FEES	951	7,740	1,162	7,740	8,399
<u>SUPPLIES</u>					
513-03120-936 OPERATING SUPPLY		7,740	-	7,740	8,399
BANK FEES					-
TOTAL SUPPLIES		7,740		7,740	8,399
<u>CAPITAL OUTLAY</u>					
MACHINERY & EQUIPMENT 5000+					-
MACHINERY & EQUIPMENT 0-4999.99					-
TOTAL CAPITAL OUTLAY					-
TOTAL FUND EXPENDITURES		7,740		7,740	8,399



LOCAL TRAFFIC FINE

Statutes: Transp. Code §§542.403


Purposes: Must be used: (1) to construct and maintain roads, bridges, and culverts in the municipality or County; and (2) to enforce laws regulating the use of highways by motor vehicles; and (3) to defray the expense of County traffic officers.

**COUNTY OF MAVERICK
COURT FACILITY FEE FUND (F514)
2025 - 2026 ADOPTED (UNAUDITED / UNADJUSTED / NOT GAAP)**

23-24 ACTUAL	24-25 BUDGETED	PRO-FORMA ENDING 9.30.24	REQUESTED 25-26	ADOPTED 25-26
	as of 7.18.24	as of 6.30.24		

514: COURT FACILITY FEE FUND

	23-24 ACTUAL	24-25 BUDGETED	PRO-FORMA ENDING 9.30.24	REQUESTED 25-26	ADOPTED 25-26
REVENUES					
514-01009-300 ESTIMATED SURPLUS AS OF 9.30.2024	-	54,900	-	54,900	76,712
OTHER	-	-	-	-	-
514-08020-300 INTEREST	965	-	1,448	-	-
514-07200-300 COURT FACILITY FEE	24,606	22,600	20,063	22,600	18,172
TOTAL FEES	25,571	77,500	21,512	77,500	94,884
SUPPLIES					
514-03120-939 OPERATING SUPPLY	-	77,500	-	77,500	94,884
514-04155-939 BANK FEES	93	-	124	-	-
TOTAL SUPPLIES	93	77,500	124	77,500	94,884
CAPITAL OUTLAY					
MACHINERY & EQUIPMENT 5000+	-	-	-	-	-
MACHINERY & EQUIPMENT 0-4999.99	-	-	-	-	-
TOTAL CAPITAL OUTLAY	-	-	-	-	-
TOTAL FUND EXPENDITURES	93	77,500	124	77,500	94,884



COURT FACILITY FUND

Statutes: Local Gov't Code §§135.152

Source: Percentage, not less than: 9.3897% of \$213 local consolidated civil fee on filing of any new civil case, except a probate, guardianship, or mental health case; 8.9686% of \$223 local consolidated civil fee on filing of any new probate, guardianship, or mental health case.

Controlled by: Commissioners Court


Purposes: Fund the construction, renovation, or improvement of facilities that house the courts or pay the principal of, interest on, and costs of issuance of bonds issued for the construction, renovation, or improvement of the facilities.

**COUNTY OF MAVERICK
CLERK OF THE COURT ACCOUNT (F515)
2025 - 2026 ADOPTED (UNAUDITED / UNADJUSTED / NOT GAAP)**

23-24 ACTUAL	24-25 BUDGETED	PRO-FORMA ENDING 9.30.24	REQUESTED 25-26	ADOPTED 25-26
	as of 7.18.24	as of 6.30.24		

515: CLERK OF THE COURT ACCOUNT

<u>REVENUES</u>						
515-01009-300	ESTIMATED SURPLUS AS OF 9.30.2024	-	141,600	-	141,600	197,711
	OTHER					
515-08020-300	INTEREST	2,492		3,743		
515-07201-300	CLERK OF THE COURT ACCOUNT	63,393	58,200	51,652	58,200	46,649
TOTAL FEES		65,886	199,800	55,394	199,800	244,360
<u>SUPPLIES</u>						
515-03120-939	OPERATING SUPPLY		199,800		199,800	244,360
515-04155-939	BANK FEES	182				
TOTAL SUPPLIES		182	199,800	-	199,800	244,360
<u>CAPITAL OUTLAY</u>						
	MACHINERY & EQUIPMENT - 50001					
	MACHINERY & EQUIPMENT 014999.99					
TOTAL CAPITAL OUTLAY		-	-	-	-	-
TOTAL FUND EXPENDITURES		182	199,800	199,800	199,800	244,360



CLERK OF THE COURT ACCOUNT

Statutes: Local Gov't Code §§134.152, 135.102

Source: Percentage, not less than: 38.9053% of \$105 local consolidated fee on conviction of felony; 32.5203% of \$123 local consolidated fee on conviction of Class A or B misdemeanor; 23.4742% of \$213 local consolidated civil fee on filing of any new civil case, except a probate, guardianship, or mental health case; 42.8571% of \$35 local consolidated civil fee on filing of certain other subsequent civil actions; 17.9372% of \$223 local consolidated civil fee on filing of any new probate, guardianship, or mental health case; 53.3333% of \$75 local consolidated civil fee on filing of certain other subsequent civil actions.

Controlled by: Commissioners Court


Purposes: To defray costs of services provided by a county or district clerk

COUNTY OF MAVERICK
LANGUAGE ACCESS FUND (F516)
2025 - 2026 ADOPTED (UNAUDITED / UNADJUSTED / NOT GAAP)

23-24 ACTUAL	24-25 BUDGETED	PRO-FORMA ENDING 9.30.24	REQUESTED 25-26	ADOPTED 25-26
	as of 7.18.24	as of 6.30.24		

516: LANGUAGE ACCESS FUND

<u>REVENUES</u>						
516-01009-300	ESTIMATED SURPLUS AS OF 9.30.2024	-	13,092	-	13,092	17,060
	OTHER	-	-	-	-	-
516-08020-300	INTEREST	206	-	334	-	-
516-07202-300	LANGUAGE ACCESS	6,556	6,100	6,162	6,100	5,800
TOTAL FEES		6,762	19,192	6,495	19,192	22,860
<u>SUPPLIES</u>						
516-03120-939	OPERATING SUPPLY	-	19,192	-	19,192	22,860
516-04155-939	BANK FEES	89	-	124	-	-
TOTAL SUPPLIES		89	19,192	124	19,192	22,860
<u>CAPITAL OUTLAY</u>						
	MACHINERY & EQUIPMENT 5000+	-	-	-	-	-
	MACHINERY & EQUIPMENT 0-4999.99	-	-	-	-	-
TOTAL CAPITAL OUTLAY		-	-	-	-	-
TOTAL FUND EXPENDITURES		89	19,192	124	19,192	22,860



LANGUAGE ACCESS FUND

Statutes: Local Gov't Code §§135.155

Source: Percentage, not less than: 1.4085% of \$213 local consolidated civil fee on filing of any new civil case, except a probate, guardianship, or mental health case; 1.3453% of \$223 local consolidated civil fee on filing of any new probate, guardianship, or mental health case; 9.0909% of \$33 local consolidated civil filing fee for justice court.

Controlled by: Commissioners Court


Purposes: To provide language access services for individuals appearing before the court or receiving court services.

**COUNTY OF MAVERICK
COUNTY DISPUTE RESOLUTION FUND (F518)
2025 - 2026 ADOPTED (UNAUDITED / UNADJUSTED / NOT GAAP)**

23-24 ACTUAL	24-25 BUDGETED	PRO-FORMA ENDING 9.30.24	REQUESTED 25-26	ADOPTED 25-26
	as of 7.18.24	as of 6.30.24		

518: COUNTY DISPUTE RESOLUTION FUND

<u>REVENUES</u>				
ESTIMATED SURPLUS AS OF 9.30.2024	-	-	-	67,476
OTHER	-	-	-	-
518-08020-300 INTEREST	835	-	1,290	-
518-07203-300 COUNTY DISPUTE RESOLUTION	23,230	21,500	20,288	21,500
TOTAL FEES	24,064	21,500	21,577	21,500
<u>SUPPLIES</u>				
518-03120-939 OPERATING SUPPLY	-	21,500	-	21,500
518-04155-939 BANK FEES	93	-	-	-
TOTAL SUPPLIES	93	21,500	-	21,500
<u>CAPITAL OUTLAY</u>				
MACHINERY & EQUIPMENT 5000+	-	-	-	-
MACHINERY & EQUIPMENT 0-4999.99	-	-	-	-
TOTAL CAPITAL OUTLAY	-	-	-	-
TOTAL FUND EXPENDITURES	93	21,500	21,500	86,543



COUNTY DISPUTE RESOLUTION FUND

Statutes: Local Gov't Code §§135.157

Source: Percentage, not less than: 7.0423% of \$213 local consolidated civil fee on filing of any new civil case, except a probate, guardianship, or mental health case; 6.7265% of \$223 local consolidated civil fee on filing of any new probate, guardianship, or mental health case; 15.1515% of \$33 local consolidated civil filing fee for justice court.

Controlled by: Commissioners Court

Purposes: To establish and maintain an alternative dispute resolution system in accordance with Chapter 152 of the Civil Practice and Remedies Code.


Limitations: The fund is administered by the commissioners court and may only be used to establish and maintain the alternative dispute resolution system, which shall be operated at one or more convenient places in the county. A county that has not established an alternative resolution system under Chapter 152 of the Civil Practice and Remedies Code must remit the funds to the comptroller for allocation to the statewide electronic filing system fund

**COUNTY OF MAVERICK
COURT INITIATED GUARDIANSHIP (F521)
2025 - 2026 ADOPTED (UNAUDITED / UNADJUSTED / NOT GAAP)**

23-24 ACTUAL	24-25 BUDGETED	PRO-FORMA ENDING 9.30.24	REQUESTED 25-26	ADOPTED 25-26
	as of 7.18.24	as of 6.30.24		

521: COURT INITIATED GUARDIANSHIP

<u>REVENUES</u>						
521-01009-300	ESTIMATED SURPLUS AS OF 9.30.2024	-	2,330	-	2,330	3,154
	OTHER	-	-	-	-	-
521-08020-300	INTEREST	43	-	59	-	-
521-07206-300	COURT INITIATED GUARDIANSHIP	920	900	747	900	740
TOTAL FEES		963	3,230	806	3,230	3,894
<u>SUPPLIES</u>						
521-03120-939	OPERATING SUPPLY		3,230	-	3,230	3,894
521-04155-939	BANK FEES	89	-	-	-	-
TOTAL SUPPLIES		89	3,230	-	3,230	3,894
<u>CAPITAL OUTLAY</u>						
	MACHINERY & EQUIPMENT 5000+	-	-	-	-	-
	MACHINERY & EQUIPMENT 04999.99	-	-	-	-	-
TOTAL CAPITAL OUTLAY		-	-	-	-	-
TOTAL FUND EXPENDITURES		89	3,230	3,230	3,230	3,894



COURT INITIATED GUARDIANSHIP

Statutes: Local Gov't Code §§135.158

Source: Percentage, not less than: 8.9686% of \$223 local consolidated civil fee on filing of any new probate, guardianship, or mental health case; 26.6667% of \$75 local consolidated civil fee on filing of certain other subsequent civil actions.

Controlled by: Commissioners Court


Purposes: To supplement other available funds to pay a guardian ad litem appointed under Section 1102.001 of the Estates Code; pay an attorney ad litem appointed in a guardianship proceeding initiated under Chapter 1102 of the Estates Code; and pay for guardianship programs for indigent incapacitated persons without family members suitable and willing to serve as guardians.

COUNTY OF MAVERICK
JUDICIAL EDUCATION & SUPPORT (F522)
2025 - 2026 ADOPTED (UNAUDITED / UNADJUSTED / NOT GAAP)

23-24 ACTUAL	24-25 BUDGETED	PRO-FORMA ENDING 9.30.24	REQUESTED 25-26	ADOPTED 25-26
	as of 7.18.24	as of 6.30.24		

522: JUDICIAL EDUCATION & SUPPORT

<u>REVENUES</u>						
522-01009-300	ESTIMATED SURPLUS AS OF 9.30.2024	-	452	-	452	653
	OTHER	-	-	-	-	-
522-08020-300	INTEREST	8	-	12	-	-
522-07207-300	JUDICIAL EDUCATION & SUPPORT	230	225	173	225	185
TOTAL FEES		238	677	185	677	838
<u>SUPPLIES</u>						
522-03120-939	OPERATING SUPPLY	-	677	-	677	838
522-04155-939	BANK FEES	89	-	-	-	-
TOTAL SUPPLIES		89	677	-	677	838
<u>CAPITAL OUTLAY</u>						
	MACHINERY & EQUIPMENT 5000+	-	-	-	-	-
	MACHINERY & EQUIPMENT 0-4999.99	-	-	-	-	-
TOTAL CAPITAL OUTLAY		-	-	-	-	-
TOTAL FUND EXPENDITURES		89	677	677	677	838



JUDICIAL EDUCATION & SUPPORT

Statutes: Local Gov't Code §§135.159

Source: Percentage, not less than: 2.2422% of \$223 local consolidated civil fee on filing of any new probate, guardianship, or mental health case.

Controlled by: Commissioners Court


Purposes: To pay the continuing education of the judge and staff of the probate court, including the payment of travel and related expenses in attending a continuing a judicial education activity of an organization accredited by the supreme court for continuing judicial education; or the county's contribution to fund the compensation required by Section 25.0022 of the Government Code for the presiding judge of the statutory probate court.

**COUNTY OF MAVERICK
PUBLICATE PROBATE ADMINISTRATOR (F523)
2025 - 2026 ADOPTED (UNAUDITED / UNADJUSTED / NOT GAAP)**

23-24 ACTUAL	24-25 BUDGETED	PRO-FORMA ENDING 9.30.24	REQUESTED 25-26	ADOPTED 25-26
	as of 7.18.24	as of 6.30.24		

523: PUBLIC PROBATE ADMINISTRATOR

<u>REVENUES</u>						
523-01009-300	ESTIMATED SURPLUS AS OF 9.30.2024	-	1,084	-	1,084	1,515
	OTHER	-	-	-	-	-
523-08020-300	INTEREST	19	-	28	-	-
523-07208-300	PUBLIC PROBATE ADMINISTRATOR	460	450	373	450	400
TOTAL FEES		479	1,534	401	1,534	1,915
<u>SUPPLIES</u>						
	OPERATING SUPPLY	-	-	-	-	1,915
523-04155-939	BANK FEES	-	-	-	-	-
TOTAL SUPPLIES		-	-	-	-	1,915
<u>CAPITAL OUTLAY</u>						
	MACHINERY & EQUIPMENT: 5000+	-	-	-	-	-
	MACHINERY & EQUIPMENT 0-4999.99	-	-	-	-	-
TOTAL CAPITAL OUTLAY		-	-	-	-	-
TOTAL FUND EXPENDITURES		-	-	-	-	1,915



PUBLIC PROBATE ADMINISTRATOR

Statutes: Local Gov't Code §§135.160; Estates Code Chapter 455; Gov't code §25.00251

Source: Percentage, not less than: 4.4853% of \$223 local consolidated civil fee on filing of any new probate, guardianship, or mental health case; 13.3333% of \$75 local consolidated civil fee on filing of certain other subsequent civil actions.

Controlled by: Commissioners Court

Purposes: To support the office of public probate administrator established under Chapter 455 of the Estates Code. A county that does not appoint a public probate administrator shall deposit the money to the Court-Initiated Guardianship Fund.

COUNTY OF IMAWERICK
SALARIES
2025 - 2026 ADOPTED / UNAUDITED / NOT GAAP

DEPARTMENT	ACTUAL SALARIES	HOURLY RATE	PROPOSED SALARIES	LONGEVITY	FICA	RETIREMENT	WIC	HOSPITAL	TEC	PLUS	TOTAL
26	23,24	24,25	25,26		7,66%	11,36%	0,16%	916,35	262	FRINGE BENEFITS	PERSONNEL COSTS
2,088											

400. COUNTY JUDGE

COUNTY JUDGE	50,000	1,915.71	50,000	3,825	5,691	405	10,996	262	21,169	71,169
ADDITIONAL STATE FUND	31,500	1,266.90	31,500	2,410	3,585	265	-	-	6,260	37,760
STIPEND	0	0.00	-	-	-	-	-	-	-	-
JUVENILE BOARD SALARY	12,705	486.82	12,705	972	1,446	103	-	-	2,621	16,227
COUNTY COURT COORDINATOR (6	17,852	645.00	17,852	2,047	3,047	32	3,849	88	7,991	25,372
CHIEF OF STAFF	63,000	2,412.79	63,000	4,826	7,187	114	10,996	262	23,369	86,457
EXECUTIVE ASSISTANT	0	0.00	0	0	0	0	0	0	0	0
TEMPORARY EXTRA HELP FULL-	0	0.00	0	0	0	0	0	0	0	0
CAR ALLOWANCE	7,500	0.00	7,500	574	854	61	-	-	1,488	8,988
COUNTY-WIDE OVERTIME	29,200	0.00	29,200	2,240	3,353	23	-	-	5,810	35,090
	217,838	7,716	217,838	16,222	24,137	1,207	25,841	592	67,999	280,054

401. IT/MEDIA TECH

IT/MEDIA TECH	48,952	1,760.00	48,952	3,660	5,729	8	10,996	262	20,918	71,260
GRAPHIC ENGINEER	35,466	1,300.00	35,466	2,735	4,071	8	10,996	262	18,120	53,888
	84,418	3,060.00	84,418	6,395	9,800	16	21,992	504	39,038	125,138

402. HUMAN RESOURCES

DIRECTOR	69,604	2,688.00	69,604	2,145	4,724	7,029	111	35	262	12,150
ASSISTANT	31,946	1,150.00	31,946	2,241	2,461	3,662	59	10,996	262	17,429
	101,550	3,838.00	101,550	4,386	7,185	10,690	169	115,031	504	29,579

403. COUNTY CLERK

COUNTY CLERK	63,000	2,412.79	63,000	4,826	7,174	109	10,996	262	23,562	86,362
CLERK - OLS	54,163	2,075.20	54,163	4,475	6,669	105	10,996	262	22,487	80,955
CLERK	31,942	1,150.00	31,942	2,461	3,700	59	10,996	262	17,498	50,030
COUNTY COURT CLERK	34,348	1,250.00	34,348	2,820	4,197	66	10,996	262	18,331	55,199
CLERK	31,942	1,150.00	31,942	2,437	3,626	57	10,996	262	17,269	49,227
	216,195	7,961.00	216,195	17,041	25,395	401	54,991	1,260	99,039	321,794

405. VETERANS

VETERANS SERVICE OFFICER	40,412	1,546.35	40,412	96	3,099	4,611	73	10,996	262	19,031
	40,412	96	40,412	96	3,099	4,611	73	10,996	262	19,031

406. DISTRICT JUDGE


DISTRICT JUDGE	9,540	365.51	9,540	730	1,066	17	-	262	2,065	11,625
CAR ALLOWANCE	15,660	1,305.00	15,660	1,198	1,782	28	-	-	3,009	18,669
CELL ALLOWANCE	1,200	0.00	1,200	92	137	2	-	-	231	1,431
	77,402	2,965.50	77,402	5,911	8,210	13	-	262	4,305	8,583
	124,988	4,768.80	124,988	9,562	14,227	225	-	262	26,273	104,845
	85,524	3,276.80	85,524	6,887	9,735	154	-	262	35,261	160,363
	45,310	1,736.80	45,310	3,466	5,157	82	-	262	18,953	118,048
	62,891	2,409.80	62,891	4,991	7,159	113	-	262	23,511	88,767
	32,364	1,500.00	32,364	95	2,483	58	-	262	19,295	61,117
	69,652	2,247.20	69,652	4,539	6,753	107	-	262	22,546	49,945
	31,320	1,500.00	31,320	2,401	3,573	57	-	262	17,279	81,973
	41,760	2,000.00	41,760	64	4,761	75	-	262	19,284	48,671
	655,570	9,392.00	655,570	49,315	72,455	1,146	-	2,772	235,649	890,612

407. DISTRICT JUDGE

DISTRICT JUDGE	9,540	365.52	9,540	730	1,066	17	-	262	2,065	11,625
CAR ALLOWANCE	15,660	1,305.00	15,660	1,198	1,782	28	-	-	3,009	18,669
CELL ALLOWANCE	66,294	2,500.00	66,294	3,315	5,325	125	-	262	24,622	94,231
	70,451	2,693.25	70,451	0	5,389	8,019	127	-	262	24,784
	69,264	2,590.00	69,264	1,995	5,224	123	-	262	24,966	92,667
	42,068	1,612.50	42,068	0	3,220	4,730	76	-	262	19,334
	62,968	2,093.40	62,968	112	4,063	6,045	96	-	262	21,037
	115,000	5,363.88	115,000	72	10,715	15,944	252	-	36,159	176,142
	86,297	3,306.40	86,297	65,297	10,063	160	-	262	22,293	116,960
	62,000	2,376.57	62,000	1,275	4,841	7,202	114	-	23,405	86,800
	69,267	2,615.20	69,267	540	5,263	7,831	124	-	262	24,468
	49,715	1,904.80	49,715	540	3,945	5,720	90	-	262	20,503
	59,991	2,268.50	59,991	16	4,591	6,830	108	-	262	22,777
	62,410	2,381.20	62,410	184	4,788	7,125	113	-	262	23,274
	41,760	4,000.00	41,760	0	0	0	-	0	0	50,035
Temporary Part-Time	893,748	10,419	893,748	69,169	102,917	1,628	131,540	3,528	308,781	1,212,948

COUNTY OF MAVERICK
SALARIES
2025 - 2026 ADOPTED (UNAUDITED / UNADJUSTED / NOT GAAP)


DEPARTMENT	ACTUAL SALARIES 23-24	HOURLY RATE 24-25	PROPOSED SALARIES 25-26	COMBENTY	PICA 7.65%	RETIREMENT 11.38%	VAC 2.62%	HOSPITAL 3.49%	TEC 916	PLUS FINNCE BENEFITS	TOTAL PERSONNEL COSTS	
499- TAX COLLECTOR												
TAX COLLECTOR	56,000	2,145.60	56,000	735	4,284	6,374	101	10,996	262	22,007	78,007	
ACCOUNTANT	51,991	1,992.00	51,991	735	4,034	6,002	95	10,996	262	21,378	74,104	
CLERK	31,842	1525	31,842	120	2,445	3,638	58	10,996	262	17,389	49,351	
CLERK	31,842	1525	31,842	690	2,445	3,703	59	10,996	262	17,498	50,030	
CLERK	31,842	1525	31,842	1,571.20	2,445	3,651	57	10,996	262	17,377	49,275	
CLERK	41,008	1,571.20	41,008	1,385	3,186	4,756	75	10,996	262	19,274	61,047	
CLERK	32,980	1,500	32,980	1,385	2,828	3,911	62	10,996	262	17,849	52,204	
CLERK	31,842	1525	31,842	284	2,494	3,717	59	10,996	262	17,913	50,120	
CLERK	31,842	1525	31,842	176	2,449	3,654	56	10,996	262	17,417	49,523	
CLERK	31,842	1525	31,842	176	2,449	3,654	56	10,996	262	17,400	49,418	
OVERTIME	0											
			373,642	5,356	28,915	43,023	990	109,622	2,520	186,101	553,079	
507HERQ DEPARTMENT												
DEPARTMENT HEAD	62,175	2,371.6	62,175	2,310	5,159	7,676	12	10,996	262	24,205	91,643	
ASSISTANT	38,770	1,783	38,616	248	2,973	4,424	7	10,996	262	18,715	57,579	
ASSISTANT	31,842	1,525	31,026	88	2,668	3,997	7	10,996	262	17,994	53,109	
PART-TIME - ASSISTANT	0	0.00										
			132,676	2,646	10,800	16,097	26	32,988	766	60,914	202,337	
508- VOTER ADMINISTRATION												
ASSISTANT	40,162	1,471.6	40,162	635	3,122	4,816	75	10,996	262	19,088	59,686	
OVERTIME	0	0.00	30,000		2,295	3,415	54	10,996	262	5,764	35,764	
ASSISTANT	39,672	1,490	39,672	2,395	3,210	4,794	76	10,996	262	19,323	61,360	
ASSISTANT	0	0.00	90,000		6,088	9,162	162	0	252	7,299	97,289	
ELECTIONS (PAVROLL)			195,634	3,000	16,517	22,843	364	21,992	766	51,474	254,306	
509-COLLECTION DEPARTMENT												
DEPARTMENT HEAD	48,008	1,806.31	48,008	570	3,716	5,529	87	10,996	262	20,581	69,157	
ASSISTANT CLERK	0	0.00	48,006	570	3,716	5,529	87	10,996	262	20,581	69,157	
510-COURTHOUSE												
CUSTOMAN	0	0.00		720	2,491	3,708	2,055	10,996	262	19,500	52,062	
CUSTOMAN	31,842	1,525	31,842	720	2,491	3,708	2,055	10,996	262	19,500	52,062	



COUNTY OF MAVERICK
SALARIES
2025 - 2026 ADOPTED (UNAUDITED / UNADJUSTED / NOT GAAP)

86 hrs per wk / 10 working days = 8.6 per day (261 days)


DEPARTMENT	ACTUAL SALARIES	HOURLY RATE	PROPOSED SALARIES	LONGEVITY	FOA	RETIREMENT	IWC	HOSPITAL	TEC	PLUS FINANCE BENEFITS	TOTAL PERSONNEL COSTS	
												23/24
520L FOOD PANTRY												
Director	45,282	1,74.89	45,282	224	3,461	5,160	82	10,996	252	19,991	65,497	
Assistant 1	32,051	15.35	32,051	16	2,453	3,650	58	10,996	252	17,409	49,476	
Assistant 2	32,051	15.35	32,051	24	2,454	3,651	58	10,996	252	17,411	49,485	
Clerk	31,842	15.25	31,842	16	2,437	3,626	57	10,995	252	17,389	49,227	
Full Time	31,842	15.25	31,842	200	2,451	3,647	58	10,996	252	17,404	49,446	
			173,057	480	43,276	65,181	312	54,981	1,260	89,584	253,131	
80A SHERIFF												
SHERIFF	63,000	2,413.79	63,000		4,819		1,777	10,996	252	25,015	88,015	
ADMINISTRATIVE ASSISTANT												
ADMINISTRATIVE ASSISTANT	38,127	1,483.35	38,277	3,600	3,107	7,632	1,323	10,996	252	19,052	59,669	
Clerk	33,095	1,285	33,095	240	2,650	3,750	60	10,996	252	17,653	50,997	
Clerk	33,095	1,285	33,095	200	2,547	3,790	60	10,996	252	17,645	50,940	
CHIEF DEPUTY												
CHIEF DEPUTY	41,823	1,622.00	41,823	3,360	3,456	5,143	1,274	10,995	252	21,122	66,304	
CAPTAIN												
CAPTAIN	46,441	1,800.00	46,441	0	0	0	0	0	0	0	0	
LEUTENANT												
LEUTENANT	48,885	1,877	48,885	4,065	4,049	6,025	1,933	10,995	252	22,816	75,745	
LEUTENANT	46,037	1,783	46,037	2,850	3,740	5,565	1,919	10,995	252	21,831	70,818	
LEUTENANT	49,885	1,917	49,885	4,500	4,082	6,074	1,905	10,995	252	22,910	76,275	
SERGEANT												
SERGEANT	46,441	1,800	46,441	2,200	3,645	5,423	1,345	10,996	252	21,659	69,300	
SERGEANT	46,441	1,800	46,441	1,512	3,694	5,262	1,323	10,996	252	21,544	69,650	
SERGEANT	46,441	1,800	46,441	2,730	3,672	5,597	1,381	10,996	252	21,983	71,164	
SERGEANT	46,441	1,800	46,441	690	3,606	5,365	1,323	10,996	252	21,547	69,678	
CHIEF PROBATION												
CHIEF PROBATION	46,441	1,800	46,441	1,795	3,689	5,489	1,360	10,996	252	21,787	70,012	
CHIEF PROBATION	41,099	1,613	41,099	850	3,195	4,473	1,176	10,996	252	20,373	62,132	
DEPUTY (CORPORAL)												
DEPUTY (CORPORAL)	38,315	1,497	38,315	195	2,942	4,377	1,084	10,996	241	19,640	59,052	
DEPUTY (CORPORAL)	41,233	1,617	41,233	1,545	3,273	4,869	1,205	10,996	246	20,591	63,369	
DEPUTY (CORPORAL)	43,770	1,698	43,770	630	3,397	5,054	1,252	10,996	250	20,949	65,349	
DEPUTY (CORPORAL)	38,315	1,497	38,315	795	2,982	4,452	1,103	10,995	241	19,794	59,885	
DEPUTY (CORPORAL)	42,949	1,659	42,949	1,809	2,175	3,444	1,270	10,996	249	21,084	66,108	
DEPUTY	38,315	1,497	38,315	192	2,946	4,383	1,085	10,995	241	19,652	59,160	
DEPUTY	38,315	1,497	38,315	232	2,949	4,388	1,087	10,996	241	19,661	59,209	
DEPUTY	38,315	1,497	38,315	8	2,935	4,357	1,082	10,995	241	19,621	59,023	
DEPUTY	38,315	1,497	38,315	40	2,937	4,370	1,083	10,995	241	19,628	59,038	
DEPUTY	38,899	1,523	38,899	2,976	2,976	4,428	1,097	10,995	242	19,739	59,859	
DEPUTY	38,540	1,497	38,540	-	2,946	4,387	1,087	10,996	242	19,680	59,200	
DEPUTY	38,540	1,497	38,540	1,505	3,094	4,504	1,141	10,995	242	20,076	60,521	
DEPUTY	45,004	1,741	45,004	144	3,454	5,139	1,273	10,995	252	21,114	66,262	
DEPUTY	38,540	1,497	38,540	-	2,948	4,387	1,087	10,995	242	19,680	59,200	
DEPUTY	38,315	1,497	38,315	182	2,946	4,383	1,086	10,996	241	19,652	59,160	
DEPUTY	38,315	1,497	38,315	705	2,985	4,441	1,100	10,996	241	19,765	59,785	
DEPUTY	38,315	1,497	38,315	144	2,942	4,376	1,085	10,996	241	19,642	59,101	
DEPUTY	38,315	1,497	38,315	0	2,931	4,351	1,080	10,995	241	19,611	59,026	
DEPUTY	38,315	1,497	38,315	0	2,931	4,351	1,080	10,995	241	19,611	59,026	
DEPUTY	45,004	1,741	45,004	16	3,444	5,124	1,270	10,996	252	21,086	66,106	
DEPUTY	38,315	1,497	38,315	40	2,934	4,366	1,082	10,996	241	19,619	59,034	
DEPUTY	38,315	1,497	38,315	80	2,937	4,370	1,083	10,995	252	19,639	59,034	
DEPUTY	38,315	1,497	38,315	40	2,934	4,366	1,082	10,996	252	19,630	59,034	
DEPUTY	38,315	1,497	38,315	48	2,935	4,367	1,082	10,996	252	19,632	59,035	
DEPUTY (CORPORAL)												
DEPUTY (CORPORAL)	45,890	1,784	45,890	595	3,555	5,288	1,310	10,996	252	21,402	67,866	
DEPUTY (CORPORAL)	46,441	1,800	46,441	0	3,553	5,286	1,310	10,996	252	21,397	67,837	
DEPUTY (CORPORAL)	46,441	1,800	46,441	1,685	3,682	5,479	1,357	10,996	252	21,767	69,003	
DEPUTY (CORPORAL)	46,441	1,800	46,441	570	3,596	5,351	1,326	10,996	252	21,521	68,532	
DEPUTY (CORPORAL)	46,441	1,800	46,441	2,310	3,729	5,549	1,375	10,996	252	21,901	70,682	
DEPUTY (CORPORAL)	43,343	1,681	43,343	0	3,316	4,934	1,222	10,996	252	20,720	64,063	
DEPUTY (CORPORAL)	43,343	1,681	43,343	0	3,316	4,934	1,222	10,996	252	20,720	64,063	
DEPUTY (CORPORAL)	46,441	1,800	46,441	24	3,555	5,289	1,310	10,996	252	21,402	67,867	
Bookkeeper												
Bookkeeper	51,859	1,994.47	51,859	2,310	4,147	6,170	98	10,996	252	21,663	75,872	
Grant Coordinator	40,955	1,594.89	40,955	200	3,080	4,582	72	10,996	252	18,982	59,238	
DISPATCHER												
DISPATCHER	32,113	12.38	32,113	600	2,503	3,724	923	10,996	252	18,397	51,110	
DISPATCHER	32,113	12.38	32,113	1,125	2,543	3,783	60	10,996	252	17,634	50,873	
DISPATCHER	32,113	12.38	32,113	264	2,477	3,665	58	10,996	252	17,469	49,846	
DISPATCHER	37,647	14.63	37,647	3,675	3,161	4,703	74	10,998	252	19,187	60,382	
DISPATCHER	32,113	12.38	32,113	1,170	2,546	3,788	60	10,996	252	17,643	50,926	
DISPATCHER	32,113	12.38	32,113	80	2,453	3,664	58	10,996	252	17,433	49,627	
ICE OVERTIME												
ICE OVERTIME	0		85,000		6,503	9,675	2,397	0	0	18,575	103,575	
OVERTIME/HOLIDAY												
OVERTIME/HOLIDAY	0		85,000		6,503	9,675	2,397	0	0	18,575	103,575	
TOTALS												
	2,951,571	49,200	183,659	273,268	57,625	604,790	13,673	1,133,214	3,533,985			



COUNTY OF MAVERICK
 SALARIES
 2025 - 2026 ADOPTED / UNAUDITED / UNADJUSTED / NOT GAAP


88 hrs per wk / 19 working days = \$46 per day (2025 days)

DEPARTMENT	ACTUAL SALARIES 23/24	HOURLY RATE 24/25	PROPOSED SALARIES 25/26	LONGEVITY	FICA 7.65%	RETIREMENT 11.38%	MVC 2.62% 3.49% 1.8%	HOSPITAL 916	TEC 282	PLUS PRIME BENEFITS	TOTAL PERSONNEL COSTS
5671 - JAIL											
JAIL ADMINISTRATOR	55,682	2,933.41	55,682	2,310	4,436	6,801	1,635	10,996	282	23,921	81,913
ADMINISTRATIVE ASSISTANT	39,097	1812	39,097	184	3,004	4,470	71	10,996	282	18,733	58,055
Compliance Officer	34,389	1647	34,389	208	2,647	3,938	976	10,996	282	18,809	53,406
Records Coordinator	36,127	1826	36,127	2310	3,003	4,419	73	10,996	282	19,017	59,454
Assistant Records Coordinator	35,992	1695	35,992	1,245	2,970	4,419	70	10,996	282	18,708	57,534
Assistant Records Coordinator	36,519	1749	36,519	1,245	2,889	4,299	68	10,996	282	18,504	56,288
Deputy Records Coordinator	31,842	1525	31,842	735	2,492	3,708	59	10,996	282	17,507	50,084
Jail Sergeant	39,729	1770	39,729	1,228	3,049	4,593	1124	10,996	282	19,958	59,815
Jail Sergeant	42,176	1878	42,176	1,875	3,970	5,014	1,242	10,996	282	20,874	64,925
Jail Sergeant	39,729	1770	39,729	272	3,060	4,553	1,120	10,996	282	19,989	59,991
Jail Sergeant	39,729	1770	39,729	128	3,049	4,537	1,124	10,996	282	19,958	59,815
Jail Sergeant	39,729	1770	39,729	112	3,048	4,535	1,122	10,996	282	19,955	59,796
JAILER	39,999	1724	39,999	48	3,064	4,568	1,129	10,996	282	19,999	60,046
JAILER	34,230	1525	34,230	184	2,633	3,917	970	10,996	282	18,759	53,183
JAILER	37,507	1671	37,507	56	2,874	4,276	1,065	10,996	282	19,457	57,020
JAILER	34,232	1525	34,232	56	2,623	3,903	1,068	10,996	282	19,459	57,020
JAILER	34,232	1525	34,232	24	2,621	3,899	985	10,996	282	18,734	53,026
JAILER	37,507	1671	37,507	24	2,918	4,341	1,075	10,996	282	19,682	57,719
JAILER	34,232	1525	34,232	16	2,620	3,898	985	10,996	282	18,732	53,081
JAILER	34,230	1525	34,230	182	2,630	3,914	970	10,996	282	18,732	53,144
JAILER	34,232	1525	34,232	183	2,629	3,912	989	10,996	282	18,739	53,127
JAILER	37,507	1671	37,507	1815	2,916	4,339	1,075	10,996	282	19,679	57,701
JAILER	34,230	1525	34,230	64	2,624	3,904	967	10,996	282	18,742	53,036
JAILER	39,999	1671	37,507	-	2,889	4,288	1,058	10,996	282	19,444	56,992
JAILER	37,507	1671	37,507	192	2,884	4,281	1,063	10,996	282	19,466	57,186
JAILER	39,999	1671	39,999	1,020	3,138	4,569	1,157	10,996	282	20,212	61,231
JAILER	37,507	1671	37,507	64	2,874	4,277	1,080	10,996	282	19,468	57,030
JAILER	39,999	1671	37,507	-	2,869	4,269	1,058	10,996	282	19,444	56,952
JAILER	34,232	1525	34,232	112	2,627	3,909	969	10,996	282	18,733	53,098
JAILER	34,230	1525	34,230	32	2,621	3,900	966	10,996	282	18,735	53,097
JAILER	34,230	1525	34,230	96	2,626	3,907	968	10,996	282	18,749	53,075
JAILER	34,230	1525	34,230	96	2,625	3,907	968	10,996	282	18,749	53,075
JAILER	34,230	1525	34,230	96	2,626	3,907	968	10,996	282	18,749	53,075
MAJOR	41,346	1842	41,346	96	3,263	3,907	968	10,996	282	18,749	59,075
JAILER	34,230	1525	34,230	96	2,626	3,907	968	10,996	282	18,749	53,075
JAILER	34,230	1525	34,230	182	2,630	3,914	970	10,996	282	18,762	53,144
JAILER	34,230	1525	34,230	24	2,620	3,899	966	10,996	282	18,734	52,988
JAILER	34,232	1525	34,232	104	2,627	3,908	968	10,996	282	18,732	53,088
JAILER	34,232	1525	34,232	104	2,627	3,908	968	10,996	282	18,732	53,088
CAPTAIN	41,346	1842	41,346	540	3,204	4,768	1,181	10,996	282	20,401	62,287
JAILERS 29 others 1,484*	91,759	4088	91,759	-	7,020	10,444	2,588	10,996	282	20,304	112,053
Part Time Jailor	17,115	1525	17,115	40	1,312	1,953	484	-	282	4,001	21,156
Part Time Jailor	17,115	1525	17,115	720	1,384	2,030	503	-	282	4,149	21,984
Assistant Warden	576	2205	576	1,710	175	260	64	10,996	282	11,748	14,033
MEDICAL ASSISTANT	31,842	1525	31,842	24	2,438	3,627	57	10,996	282	17,370	48,236
NURSE	43,618	2038	43,618	64	3,342	4,972	79	10,996	282	19,641	63,323
CUSTODIAN ASSISTANCE	31,842	1525	31,842	88	2,443	3,634	1,088	10,996	282	18,414	50,344
Maintenance Facility	33,095	1585	33,095	1,895	2,651	3,960	1,186	10,996	282	19,666	53,946
Assistant Maintenance Facility	32,885	1574	32,885	112	2,623	3,754	1,124	10,996	282	18,649	51,626
Laundry Assistant Jail	33,095	1585	33,095	232	2,590	3,739	1,136	10,996	282	18,727	52,054
HOLIDAY / OVERTIME PAY	54,000		54,000		4,131	6,147	1,523	0	0	11,800	65,800
	1,869,459		23,609		144,823	215,483	47,188	576,920	12,800	985,915	2,830,022



COUNTY OF MAVERICK
SALARIES
2025 - 2026 ADOPTED (UNAUDITED / UNADJUSTED / NOT GAAP)

DEPARTMENT	ACTUAL SALARIES	HOURLY RATE	PROPOSED SALARIES	LONGEVITY	FICA	RETIREMENT	WC	HOSPITAL	TEC	PLUS FRINGE BENEFITS	TOTAL PERSONNEL COSTS
	23-24	24-25	25-26		7.65%	11.38%	2.82% 3.49%	916	252		
589: CEMETARY											
CEMETARY MAINTENANCE LABC	35,496	17.00	35,496	3,315	2,969	4,418	2,449	10,996	252	21,084	59,895
CEMETARY MAINTENANCE LABC	31,842	15.25	31,842	224	2,453	3,650	2,023	10,996	252	19,375	51,441
CEMETARY MAINTENANCE LABO	31,842	15.25	31,842	1,290	2,535	3,771	2,091	10,996	252	19,645	52,777
			<u>99,180</u>	<u>4,829</u>	<u>7,957</u>	<u>11,839</u>	<u>6,563</u>	<u>32,989</u>	<u>756</u>	<u>60,103</u>	<u>164,112</u>
621: HIDTA - CITY OF EP											
	0	0.00	0	0	0	0	0	0	0	0	0
	0		0	0	0	0	0	0	0	0	0
			<u>0</u>	<u>0</u>	<u>0</u>	<u>0</u>	<u>0</u>	<u>0</u>	<u>0</u>	<u>0</u>	<u>0</u>
649: PCT 2 ADMIN OFFICE											
COMMISSIONER PRECT 2	37,012	1,418.09	37,012		2,831	4,213	300	10,996	252	18,592	55,604
ASSISTANT	31,842	15.25	31,842	112	2,444	3,637	58	10,996	252	17,387	49,341
ASSISTANT	37,751	18.08	37,751	2,295	3,064	4,558	72	10,996	252	18,942	58,988
ASSISTANT	31,842	15.25	31,842	120	2,445	3,638	58	10,996	252	17,389	49,351
ASSISTANT	31,842	15.25	31,842	152	2,448	3,642	58	10,996	252	17,395	49,389
CAR ALLOWANCE	7,500		7,500		574	854	61	-	-	1,488	8,988
CELL ALLOWANCE	1,200		1,200		92	137	10	-	-	238	1,438
			<u>178,999</u>	<u>2,679</u>	<u>33,998</u>	<u>20,678</u>	<u>615.7</u>	<u>64,981</u>	<u>1,260</u>	<u>91,432</u>	<u>273,100</u>
661: PCT 1 - ADMIN OFFICE											
COMMISSIONER PRECT 1	37,012	1,418.09	37,012		2,831	4,213	300	10,996	252	18,592	55,604
ASSISTANT	38,064	18.23	38,064	2,340	3,091	4,599	73	10,996	252	19,011	59,415
ASSISTANT 3	31,842	15.25	31,842	200	2,451	3,647	58	10,996	252	17,404	49,446
OVERTIME											
CAR ALLOWANCE	7,500		7,500		574	854	61	-	-	1,488	8,988
CELL ALLOWANCE	1,200		1,200		92	137	10	-	-	238	1,438
			<u>115,818</u>	<u>2,540</u>	<u>9,039</u>	<u>13,449</u>	<u>501.6</u>	<u>32,989</u>	<u>756</u>	<u>56,734</u>	<u>174,892</u>
663: COMMUNITY CENTERS											
SECO MINES COMM. DIRECTOR	36,456	17.46	36,456	840	2,853	4,245	67	10,996	252	18,414	56,710
SECRETARY PCT 3	36,477	17.47	36,477	795	2,851	4,243	67	10,996	252	18,409	56,681
SECRETARY	31,842	15.25	31,842	735	2,492	3,708	59	10,996	252	17,507	50,084
			<u>104,776</u>	<u>2,370</u>	<u>8,197</u>	<u>12,196</u>	<u>193</u>	<u>32,989</u>	<u>756</u>	<u>54,330</u>	<u>161,476</u>
665: AGRICULTURE											
EXTENSION AGENT	16,083	616.21	16,083	2,535	1,424	2,119	34	10,996	252	14,825	33,443
Car Allowance	0		5,500		421	626	10	0	0	1,057	6,557
CLERKS	31,842	15.25	31,842	272	2,457	3,655	58	10,996	252	17,418	49,532
			<u>53,425</u>	<u>2,807</u>	<u>4,302</u>	<u>6,401</u>	<u>101</u>	<u>21,992</u>	<u>504</u>	<u>33,300</u>	<u>89,532</u>
668: PCT 4 ADMIN OFFICE											
COMMISSIONER PRECT 4	37,012	1,418.09	37,012		2,831	4,213	300	10,996	252	18,592	55,604
ADMINISTRATIVE ASSISTANT	37,313	17.87	37,313	248	2,873	4,275	68	10,996	252	18,465	56,025
CLERK FULL TIME	31,842	15.25	31,842	152	2,448	3,642	58	10,996	252	17,395	49,389
CAR ALLOWANCE	7,500		7,500		574	854	61	-	-	1,488	8,988
CELL ALLOWANCE	1,200		1,200		92	137	10	-	-	238	1,438
			<u>114,867</u>	<u>400</u>	<u>8,818</u>	<u>13,120</u>	<u>495</u>	<u>32,989</u>	<u>756</u>	<u>56,178</u>	<u>171,445</u>
685: PCT 3 ADMIN OFFICE											
COMMISSIONER PRECT 3	37,012	1,418.09	37,012		2,831	4,213	300	10,996	252	18,592	55,604
ASSISTANT	53,580	2,062.87	53,580	2,370	4,280	6,368	101	10,996	252	21,998	77,947
CAR ALLOWANCE	7,500		7,500		574	854	61	-	-	1,488	8,988
CELL ALLOWANCE	1,200		1,200		92	137	10	-	-	238	1,438
			<u>99,292</u>	<u>2,370</u>	<u>7,777</u>	<u>11,672</u>	<u>471</u>	<u>21,992</u>	<u>504</u>	<u>42,316</u>	<u>143,978</u>




COUNTY OF MAVERICK
SALARIES
2025 - 2026 ADOPTED (UNAUDITED / UNADJUSTED / NOT GAAP)

DEPARTMENT	ACTUAL SALARIES 23-24	HOURLY RATE 24-25	PROPOSED SALARIES 24-25	LONGEVITY	FICA 7.65%	RETIREMENT 11.38%	WC 2.82% 3.46%	HOSPITAL 916	TEC 252	PLUS FRINGE BENEFITS	TOTAL PERSONNEL COSTS
820-005 PLANNER DEPT - GRANTS											
GRANT ADMINISTRATOR	63,000	2,413.79	63,000	224	4,837	7,196	114	10,996	252	23,395	86,619
			<u>63,000</u>	<u>224</u>	<u>4,837</u>	<u>7,196</u>	<u>114</u>	<u>10,996</u>	<u>252</u>	<u>23,395</u>	<u>86,619</u>
820-002 PLANNER DEPT - ANIMAL CONTROL											
VECTOR CONTROL	37,584	18.00	37,584	272	2,896	4,309	2,389	10,996	252	20,842	58,698
VECTOR CONTROL SUPERVISOR	38,983	18.67	38,983		2,962	4,437	2,460	10,996	252	21,127	60,110
			<u>76,567</u>	<u>272</u>	<u>5,878</u>	<u>8,746</u>	<u>4,849</u>	<u>21,992</u>	<u>504</u>	<u>41,969</u>	<u>118,808</u>
820-003 PLANNER DEPT - PARK FACILITIES											
PARKS AND RECREATION SUPEF	49,963	1,974.28	49,963	272	3,843	5,718	1,678	10,996	252	22,487	72,722
PARKS AND RECREATION LABOF	31,842	15.25	31,842	144	2,447	3,641	1,069	10,996	252	18,405	50,391
PARKS AND RECREATION LABOF	31,842	15.25	31,842	0	2,436	3,624	664	10,996	252	18,372	50,214
			<u>113,647</u>	<u>416</u>	<u>8,726</u>	<u>12,983</u>	<u>3,811</u>	<u>32,988</u>	<u>756</u>	<u>59,264</u>	<u>173,327</u>
820-004 PLANNER DEPT - CODE ENFORCEMENT											
CODE ENFORCER/SUPERVISOR	45,000	1,724.14	45,000	256	3,462	5,151	2,856	10,996	252	22,717	67,973
CODE ENFORCER	45,000	1,724.14	45,000	0	3,443	5,122	2,940	10,996	252	22,652	67,652
BUILDING INSPECTOR	45,000	1,724.14	45,000	256	3,462	5,151	2,856	10,996	252	22,717	67,973
CODE ENFORCER	44,966	1,724.00	44,966	72	3,448	5,130	2,844	10,996	252	22,670	67,738
			<u>179,966</u>	<u>584</u>	<u>13,814</u>	<u>20,554</u>	<u>11,395</u>	<u>43,985</u>	<u>1,008</u>	<u>90,756</u>	<u>271,337</u>
820: CO. PLANNER											
DEPARTMENT HEAD	59,779	2,290.38	59,779	720	4,628	6,886	109	10,996	252	22,872	83,370
CELL ALLOWANCE	0	0.00									
CLERK	31,842	15.25	31,842	1,095	2,520	3,749	59	10,996	252	17,576	50,513
			<u>91,621</u>	<u>1,815</u>	<u>7,148</u>	<u>10,635</u>	<u>168</u>	<u>21,992</u>	<u>504</u>	<u>40,448</u>	<u>133,884</u>
970: ECONOMIC DEVELOPMENT											
650: PURCHASING AGENT											
PURCHASING AGENT		0.00									
ASSISTANT PURCHASING AGENT		0.00									
PURCHASING CLERK		0.00									
TOTAL GENERAL FUND:			<u>11,114,710</u>	<u>175,488</u>	<u>863,709</u>	<u>1,273,956</u>	<u>161,625</u>	<u>2,752,307</u>	<u>65,438</u>	<u>5,117,034</u>	<u>16,407,231</u>

COUNTY OF WAVERICK
SALARIES
2025 - 2026 ADOPTED (UNAUDITED / UNADJUSTED / NOT GAAP)

DEPARTMENT	ACTUAL SALARIES	HOURLY RATE	PROPOSED SALARIES	LONGEVITY	PDA	RETIREMENT	WIC	HOSPITAL	TDC	PLUS FRINGE BENEFITS	TOTAL PERSONNEL COSTS
	23/24	24/25	25/26		7.65%	11.35%	3.31% 2.82% 3.45% 1.9%	918	252		
11/20/ROAD AND BRIDGE											
DEPARTMENT HEAD	44,934	1,21.00	44,934	1,650	3,957	5,292	84	10,995	252	20,181	65,675
CLERICAL	35,495	17.00	35,495	0	2,715	4,040	64	10,995	252	18,008	53,564
DRIVER / MAINTENANCE	31,842	15.25	31,842	2,820	2,652	3,945	1,899	10,995	252	19,734	54,395
DRIVER / MAINTENANCE	31,842	15.25	31,842	1,095	2,520	3,749	1,795	10,995	252	19,312	52,249
HEAD COOK	35,495	17.00	35,495	2,980	2,938	4,388	591	10,995	252	19,143	57,519
ASSISTANT HEAD COOK	33,408	16.00	33,408	1,520	2,557	3,820	517	10,995	252	18,152	51,712
COOK/ND / DRIVER	31,842	15.25	31,842	1,515	2,575	3,831	518	10,995	252	18,172	51,928
COOK/ND / DRIVER	31,842	15.25	31,842	1,515	2,418	3,562	493	10,995	252	17,890	49,824
COOK/ND / DRIVER	31,842	15.25	31,842	1,915	4,575	5,834	518	10,995	252	18,172	51,823
COOK/ND / DRIVER	0	0.00	0	0	0	0	0	0	0	0	0
COOK/ND / DRIVER TEMPORARY	31,842	15.25	31,842	575	2,489	3,701	501	10,995	252	17,938	50,455
COOK/ND / DRIVER	31,842	15.25	31,842	1,025	2,489	3,701	501	10,995	252	17,969	50,636
11/20/ROAD AND BRIDGE											
SUPERINTENDENT	74,528	2,055.49	74,528	1,470	5,814	8,650	1,751	10,995	252	30,508	106,505
STREET AND MAINTENANCE SUP	47,528	1,325.49	47,528	272	1,657	5,441	1,597	10,995	252	21,943	68,743
MECHANIC SHOP SUPERVISOR	48,734	1,361.00	48,734	3,615	4,105	5,959	1,141	10,995	252	22,553	74,702
11/20/ROAD AND BRIDGE											
COL DRIVER	35,310	17.20	35,310	3,795	3,068	4,565	1,251	10,995	252	21,412	61,517
LABORER / COL DRIVER	31,842	15.25	31,842	48	2,440	3,630	1,012	10,995	252	19,530	51,220
COL DRIVER / GRAVPLE	31,842	15.25	31,842	1,780	2,485	3,713	2,058	10,995	252	19,515	52,187
LABORER	31,842	15.25	31,842	1,012	2,415	3,624	2,009	10,995	252	19,318	51,160
LABORER	31,842	15.25	31,842	0	2,436	3,624	2,009	10,995	252	19,318	51,160
CLERK	31,842	15.25	31,842	95	2,443	3,635	1,57	10,995	252	17,994	49,322
LABORER	31,842	15.25	31,842	112	2,444	3,637	2,015	10,995	252	19,346	51,300
COL DRIVER	31,842	15.25	31,842	1,335	2,538	3,770	2,058	10,995	252	19,555	52,833
HEAVY EQUIPMENT OPERATOR	41,760	20.00	41,760	2,475	3,384	5,035	2,729	10,995	252	22,458	66,693
HEAVY EQUIPMENT OPERATOR	31,842	15.25	31,842	2,625	2,897	3,923	2,175	10,995	252	19,883	54,450
WELDER	38,628	16.80	38,628	1,590	3,077	4,576	2,598	10,995	252	21,440	61,658
HEAVY EQUIPMENT OPERATOR	37,655	16.13	37,655	1,335	2,665	4,461	2,473	10,995	252	21,180	60,370
LABORER	31,842	15.25	31,842	256	2,455	3,654	2,025	10,995	252	19,388	51,461
LABORER	31,842	15.25	31,842	160	2,448	3,643	2,019	10,995	252	19,359	51,360
HEAVY EQUIPMENT OPERATOR	37,655	16.13	37,655	2,055	3,055	4,566	2,520	10,995	252	21,370	61,311
LABORER	35,495	17.00	35,495	2,160	2,881	4,286	2,376	10,995	252	20,791	59,447
LABORER	31,842	15.25	31,842	4,230	2,760	4,105	1,230	10,995	252	19,343	55,415
LABORER	31,842	15.25	31,842	80	2,442	3,634	2,014	10,995	252	19,338	51,280
LABORER	31,842	15.25	31,842	735	2,482	3,708	2,056	10,995	252	19,504	52,081
LABORER	31,842	15.25	31,842	2,340	2,615	3,891	2,157	10,995	252	19,911	54,083
SKILLED LABORER	35,495	17.00	35,495	248	2,255	4,059	2,255	10,995	252	20,307	56,051
LABORER	31,842	15.25	31,842	615	2,465	3,694	2,048	10,995	252	19,474	51,993
LABORER	31,842	15.25	31,842	1,290	2,535	3,771	2,091	10,995	252	19,645	52,777
HEAVY EQUIPMENT OPERATOR /	31,842	15.25	31,842	720	2,491	3,705	2,055	10,995	252	19,500	52,062
LABORER	31,842	15.25	31,842	272	2,497	3,655	2,026	10,995	252	19,387	51,501
LABORER	31,842	15.25	31,842	64	2,441	3,632	2,013	10,995	252	19,334	51,240
LABORER	31,842	15.25	31,842	272	2,457	3,655	2,026	10,995	252	19,387	52,889
LABORER	31,842	15.25	31,842	1,380	2,541	3,781	2,066	10,995	252	19,667	52,889
LABORER	31,842	15.25	31,842	795	2,492	3,624	2,056	10,995	252	19,318	51,160
LABORER	31,842	15.25	31,842	0	2,492	3,708	2,056	10,995	252	19,504	52,081
LABORER	35,495	17.00	35,495	216	2,732	4,055	2,255	10,995	252	20,298	56,010
LABORER	35,495	17.00	35,495	216	2,732	4,055	2,255	10,995	252	20,298	56,010
SKILLED LABORER	31,842	15.25	31,842	272	2,457	3,655	2,026	10,995	252	19,387	51,501
SKILLED LABORER	35,495	17.00	35,495	80	2,722	4,019	2,245	10,995	252	20,264	59,640
MECHANIC	34,628	16.80	34,628	256	2,684	3,993	755	10,995	252	18,690	53,774
MECHANIC	31,842	15.25	31,842	1,545	2,554	3,800	728	10,995	252	18,330	51,717
MECHANIC	34,628	16.80	34,628	32	2,657	3,968	760	10,995	252	18,643	53,503
OFFICE MANAGER	39,129	16.74	39,129	2,130	2,156	4,566	74	10,995	252	19,175	60,434
LABORER	33,408	16.00	33,408	1,275	2,559	3,946	2,188	10,995	252	20,038	54,721
HEAVY EQUIPMENT OPERATOR /	31,842	15.25	31,842	32	2,438	3,629	2,011	10,995	252	19,326	51,200
LABORER	35,728	17.11	35,728	216	2,760	4,091	2,269	10,995	252	20,357	56,238
HEAVY EQUIPMENT OPERATOR /	15,921	15.25	15,921	0	1,218	1,912	1,005	0	252	4,287	20,208
PART-TIME MECHANIC	15,921	15.25	15,921	0	1,218	1,912	1,005	0	252	4,287	20,208
OVERTIME	30,000		10,000		765	1,138	631	0	0	2,534	12,534
			1,655,849	45,562	130,923	194,801	94,608	516,520	12,096	949,249	2,650,650



COUNTY OF MAVERICK
SALARIES
2025 - 2026 ADOPTED (UNAUDITED / UNADJUSTED / NOT GAAP)

DEPARTMENT	ACTUAL SALARIES 23-24	HOURLY RATE 24-25	PROPOSED SALARIES 25-26	LONGEVITY	FICA 7.65%	RETIREMENT 11.38%	WIC 6.31% 2.82% 3.49%	HOSPITAL 916	TEC 252	PLUS FRINGE BENEFITS	TOTAL PERSONNEL COSTS
174 BORDER PROTECTION UNIT											
ASSISTANT	120,457	4,615.21	30,114	\$1,470	2,416	3,595	57	2,749	252	9,089	40,653
ASSISTANT	100,000	3,831.42	25,000	\$208	1,925	2,859	45	2,749	252	7,844	33,052
PEACE OFFICER	65,000	2,490.42	16,250	\$32	1,246	1,853	29	2,749	252	6,129	22,411
PEACE OFFICER	60,000	2,298.85	15,000	\$216	1,164	1,732	27	2,749	252	5,924	21,140
PARALEGAL	20,201	18.00	9,395	\$1,035	798	1,157	19	2,749	252	5,005	15,436
LEGAL SECRETARY	20,201	18.00	9,395	\$240	737	1,097	17	2,749	252	4,852	14,488
**** SALARY FOR F451 IS ONLY CALCULATED FOR 3 MONTHS ****											
			105,156	3,201	8,289	12,334	195	16,494	1,512	38,824	147,182
180 UTILITY-WATER PLANT											
DEPUTIES	47,356	22.88	47,356	4,500	3,957	5,902	810	10,996	252	22,927	74,783
DEPUTIES	44,537	21.33	44,537	3,150	3,648	5,428	1,564	10,996	252	21,988	69,676
CLERK/PART TIME ATTENDANTS	23,277	0.74	21,653	0	1,656	2,465	756	10,996	252	16,125	37,777
CLERK/PART TIME ATTENDANTS	17,474	15.57	16,255	0	1,244	1,850	267	10,996	252	14,909	31,164
CLERK/PART TIME ATTENDANTS	17,115	15.25	15,921	0	1,218	1,812	255	10,996	252	14,834	30,755
ASSISTANT	33,930	16.25	33,930	615	2,640	3,932	62	10,996	252	17,895	52,430
ASSISTANT	33,199	15.90	33,199	765	2,596	3,866	135	10,996	252	18,898	52,862
DEPT HEAD	53,580	2,652.87	53,580	795	4,160	6,189	993	10,996	252	23,495	77,870
			266,431	17,825	21,134	31,445	1,648	87,989	2,016	151,052	427,317
200 AIRPORT											
ATTENDANTS	31,842	15.25	31,842	2,520	2,629	3,911	1,171	10,996	252	18,960	53,322
CUSTODIAN	31,842	15.25	31,842	144	2,447	3,641	1,090	10,996	252	18,426	50,412
CUSTODIAN	31,842	15.25	31,842	224	2,463	3,650	1,093	10,996	252	18,444	50,510
CUSTODIAN	0	0.00	0	0	0	0	0	0	0	0	0
			95,526	2,888	7,529	11,202	3,355	32,989	756	55,830	154,244
269 RECORDS MANAGEMENT											
SUPERVISORS	33,408	16.00	33,408	855	2,621	3,900	62	10,996	252	17,831	52,094
SUPERVISORS	33,408	16.00	33,408	272	2,577	3,834	61	10,996	252	17,719	51,399
SUPERVISORS	33,408	16.00	33,408	645	2,605	3,876	61	10,996	252	17,791	51,844
CLERK - OLS	31,842	15.25	31,842	1,260	2,532	3,768	60	10,996	252	17,606	50,710
			132,066	3,032	10,335	15,378	243	43,985	1,008	70,948	206,046
389 LBSP											
DEPUTY	0	0.00	-	0	0	0	0	0	0	0	0
			-	-	-	-	-	-	-	-	-
417 PCT4 SHERIFF SUBSTATION (7months)											
DEPUTIES	0.00	-	-	0	0	0	0	0	0	0	0
DEPUTIES	0.00	-	-	0	0	0	0	0	0	0	0
SECRETARY	0.00	-	-	0	0	0	0	0	0	0	0
			-	-	-	-	-	-	-	-	-
456 MAVERICK COUNTY HOUSING FINANCE CORP											
SENIOR ACCOUNTANT	68,000	2,605.36	68,000	645	5,251	7,814	124	10,996	252	24,437	93,082
			68,000	645	5,251	7,814	124	10,996	252	24,437	93,082
451 SB 22 - COUNTY ATTORNEY											
ASSISTANT COUNTY ATTORNEY	1,379.20	8,999	-	688	1,024	16	2,749	252	4,730	13,729	
ASSISTANT COUNTY ATTORNEY (PARTIALLY)	1,900.75	12,402	-	949	1,412	22	0	128	2,511	14,914	
VICTIM ASSISTANT COORDINATOR	1,681.50	10,972	-	839	1,249	20	2,749	252	5,109	16,082	
CHIEF INVESTIGATOR (SB22 28.61% GF 71.3	767.10	5,005	-	363	570	141	0	72	1,166	6,171	
ASSISTANT	1,681.53	10,972	-	839	1,249	20	2,749	72	4,929	15,901	
	0.00	-	-	0	0	0	0	0	0	0	
**** SALARY FOR F451 IS ONLY CALCULATED FOR 3 MONTHS ****											
			37,379	-	2,860	4,255	199	5,498	704	18,445	66,797

COUNTY OF MAVERICK
SALARIES
2025 - 2028 ADOPTED (UNAUDITED / UNADJUSTED / NOT GAAP)

DEPARTMENT	ACTUAL SALARIES	HOURLY RATE	PROCESSED SALARIES	LONGEVITY	FOIA	RETIREMENT	VIC	HOSPITAL	TEC	PLUS FINANCE BENEFITS	TOTAL PERSONNEL COSTS
466. OPERATIONS LOWE STAR											
DEPUTY	49,035	30.00	15,650	2,295	1,374	2,044	505	2,749	29	6,702	24,657
DEPUTY	31,720	21.63	11,291	0	864	1,285	318	2,749	29	5,245	16,535
DEPUTY	31,720	27.88	14,449	645	1,155	1,718	426	2,749	29	6,076	21,170
DEPUTY	31,720	30.00	15,650	0	1,189	1,762	442	2,749	29	6,200	21,860
GRANT COORDINATOR	39,620	32.30	16,951	1,005	1,367	2,034	32	2,749	29	6,210	24,076
CLERK	32,988	19.80	9,918	0	759	1,129	18	2,749	29	4,684	14,602
CLERK	32,988	19.80	9,918	0	759	1,129	18	2,749	29	4,734	14,913
INVESTIGATOR	42,178	27.88	14,449	0	1,155	1,775	440	2,749	29	6,188	21,792
DEPUTY	21.63	11,291	11,296	0	864	1,285	20	2,749	29	4,947	16,238
DEPUTY	21.63	11,291	11,296	0	864	1,285	20	2,749	29	4,947	16,244
DEPUTY	21.63	11,291	11,296	0	864	1,285	20	2,749	29	4,947	16,244
DEPUTY	21.63	11,291	11,296	0	864	1,285	20	2,749	29	4,947	16,188
DEPUTY	21.63	11,291	11,296	0	864	1,285	20	2,749	29	4,947	16,188
			453,952	5,100	12,137	18,053	2,282	32,989	346	65,813	224,465
466. OPERATIONS LOWE STAR - COUNTY ATTORNEY											
COURT COORDINATOR (99% GPI)	51,177	34.41	12,776	0	979	1,458	21	2,749	19	2,477	15,271
LEGAL SECRETARY	44,057	1,800.00	11,014	0	843	1,254	20	1,375	29	3,520	14,534
LEGAL SECRETARY	44,057	1,800.00	11,014	0	843	1,254	20	1,375	29	3,520	14,534
LEGAL SECRETARY - DA	0	0	0	0	0	0	0	0	0	0	0
LEGAL SECRETARY - DA	0	0	0	0	0	0	0	0	0	0	0
LEGAL SECRETARY - DA	0	0	0	0	0	0	0	0	0	0	0
LEGAL SECRETARY - DA	0	0	0	0	0	0	0	0	0	0	0
ASSISTANT INVESTIGATOR	50,000	26.44	15,005	0	1,025	1,571	16	1,375	29	3,133	12,138
ASSISTANT INVESTIGATOR	50,000	26.44	15,005	0	1,025	1,571	16	1,375	29	3,133	12,138
ASSISTANT PROSECUTOR	100,000	2,288.85	15,005	690	1,447	1,707	29	1,375	29	4,820	18,221
ASSISTANT PROSECUTOR	100,000	2,288.85	15,005	690	1,447	1,707	29	1,375	29	4,820	18,221
ASSISTANT PROSECUTOR - DA	21,080	60.38	5,270	0	403	600	9	1,375	29	2,416	7,698
ASSISTANT PROSECUTOR - DA	21,080	60.38	5,270	0	403	600	9	1,375	29	2,416	7,698
ASSISTANT COURT COORDINATOR	34,320	16.75	8,741	0	689	2,857	45	1,375	29	6,225	31,323
ASSISTANT COURT COORDINATOR	34,320	16.75	8,741	0	689	2,857	45	1,375	29	6,225	31,323
PARALEGAL - DA	0	0	9,005	0	689	995	16	1,375	29	3,083	11,827
PARALEGAL - DA	0	0	9,005	0	689	995	16	1,375	29	3,083	11,827
CLERK	51,407	1,800.00	12,882	0	1,025	1,535	21	1,375	10	3,098	12,138
CLERK	51,407	1,800.00	12,882	0	1,025	1,535	21	1,375	10	3,098	12,138
CLERK	34,320	17.00	8,874	0	679	1,070	16	1,375	29	3,108	16,585
CLERK	34,320	17.00	8,874	0	679	1,070	16	1,375	29	3,108	16,585
CLERK	34,320	16.80	8,613	0	659	980	16	1,375	29	3,108	11,962
CLERK	34,320	16.80	8,613	0	659	980	16	1,375	29	3,108	11,962
LEGAL ASSISTANT	34,320	15.92	10,000	0	765	1,138	18	1,375	29	3,058	11,671
LEGAL ASSISTANT	34,320	15.92	10,000	0	765	1,138	18	1,375	29	3,058	11,671
LEGAL ASSISTANT	37,000	1,680.00	11,014	0	843	1,254	20	1,375	29	3,325	13,325
LEGAL ASSISTANT	37,000	1,680.00	11,014	0	843	1,254	20	1,375	29	3,325	13,325
ASSISTANT ATTORNEY	110,413	52.88	27,603	0	1,112	1,571	50	1,375	29	6,707	34,310
ASSISTANT ATTORNEY	110,413	52.88	27,603	0	1,112	1,571	50	1,375	29	6,707	34,310
GRANT COORDINATOR	50,000	26.44	13,882	0	1,085	1,571	389	1,375	29	4,820	18,221
GRANT COORDINATOR	50,000	26.44	13,882	0	1,085	1,571	389	1,375	29	4,820	18,221
CLERK	31,720	17.82	9,302	0	712	1,059	17	1,375	29	3,191	12,483
CLERK	31,720	17.82	9,302	0	712	1,059	17	1,375	29	3,191	12,483
ASSISTANT COURT COORDINATOR	0	0.00	0	0	0	0	0	0	0	0	0
ASSISTANT COURT COORDINATOR	0	0.00	0	0	0	0	0	0	0	0	0
PROBATION OFFICER	31,720	17.56	8,201	0	877	1,304	21	1,375	29	3,805	15,083
PROBATION OFFICER	31,720	17.56	8,201	0	877	1,304	21	1,375	29	3,805	15,083
COURT COORDINATOR - 35TH	31,720	33.33	17,388	1,020	1,409	2,088	33	1,375	29	4,942	23,380
COURT REPORTER - 35TH	31,720	57.47	29,959	2,285	2,285	3,415	54	1,375	29	7,167	37,165
COURT REPORTER - 35TH	31,720	57.47	29,959	2,285	2,285	3,415	54	1,375	29	7,167	37,165
COURT COORDINATOR	15,000	7.18	3,750	0	287	427	7	0	29	749	4,489
COURT COORDINATOR	15,000	7.18	3,750	0	287	427	7	0	29	749	4,489
CLERK	1,673.80	12.225	2,169	0	1,101	1,638	26	1,375	0	4,140	18,534
CLERK	1,673.80	12.225	2,169	0	1,101	1,638	26	1,375	0	4,140	18,534
OVERTIME											
			381,158	4,824	29,805	43,930	1,819	36,232	782	112,239	487,921
469 QUEMADA COMMUNITY FUND											
CLERK	31,842	18.25	31,842	72	2,441	3,633	57	10,996	262	17,380	49,294
CLERK	31,842	18.25	31,842	72	2,441	3,633	57	10,996	262	17,380	49,294
			31,842	72	2,441	3,633	57	10,996	262	17,380	49,294

*** SALARY FOR OLS FUND IS ONLY CALCULATED FOR

469 QUEMADA COMMUNITY FUND

CLERK	31,842	18.25	31,842	72	2,441	3,633	57	10,996	262	17,380	49,294
			31,842	72	2,441	3,633	57	10,996	262	17,380	49,294



COUNTY OF MAVERICK
SALARIES
2025 - 2026 ADOPTED (UNAUDITED / UNADJUSTED / NOT GAAP)

DEPARTMENT	ACTUAL SALARIES 2324	HOURLY RATE 22.23	PROPOSED SALARIES 2425	LONGEVITY	FICA 7.65%	RETIREMENT 11.84%	WIC 8.23% 3.79% 4.82% 25%	HOSPITAL 916	TECO 292	PLUS FRINGE BENEFITS	TOTAL PERSONNEL COSTS
------------	-------------------------	----------------------	---------------------------	-----------	---------------	----------------------	---------------------------------------	-----------------	-------------	-------------------------	-----------------------

CONSTABLE PRECNCT 1	22,000	842.91	5,500		421	626	155	-	49	1,251	6,751
CONSTABLE PRECNCT 2	23,000	842.91	5,500		421	626	155	-	49	1,251	6,751
ELECTED OFFICIALS	26,000	727.97	4,750		363	541	134	-	39	1,077	5,827
CONSTABLE PRECNCT 3-2	23,000	842.91	5,500		421	626	155	-	49	1,251	6,751
CONSTABLE PRECNCT 4	23,000	842.91	5,500		421	626	155	-	49	1,251	6,750
			26,750		2,046	3,045	754	-	233	6,079	32,629

456: SB222 CATALYTIC CONVERTER GRANT

TASK FORCE COMMANDER	15,660	30.00	15,660		1,198	1,782	442	2,749	252	6,423	22,083
TASK FORCE INVESTIGATOR	13,650	28.00	13,050		998	1,456	366	2,749	252	5,853	18,903
TASK FORCE INVESTIGATOR	13,650	25.00	13,050		698	1,036	308	2,749	252	5,853	18,903
			47,760		3,195	4,765	1,178	8,247	756	18,129	59,889

462: MAY GO MCVCP AUTO THEFT TASK


TASK FORCE COMMANDER	15,660	30.00	15,660		1,198	1,782	442	2,749	252	6,423	22,083
TASK FORCE INVESTIGATOR	13,650	28.00	13,050		998	1,456	366	2,749	252	5,853	18,903
TASK FORCE INVESTIGATOR	13,650	25.00	13,050		698	1,036	308	2,749	252	5,853	18,903
			42,360		2,894	4,274	1,116	8,247	756	18,129	59,889

457: MAVERICK COUNTY INDENT DEFENSE

COUNT COORDINATOR	12,500	12.50	12,500		319	474	117	3,665	252	4,718	8,885
COUNTY MATCH-COURT COR	37,500	37.50	12,500		956	1,423	352	3,665	252	6,319	18,619
	50,000		16,667		1,275	1,897	469	7,331	504	11,037	27,704

NEW: MAVERICK COUNTY INTL BRIDGE III

DEPARTMENT HEAD	0.00	0.00									
ASSISTANT	0.00	0.00									
TOLL DEPUTY	0.00	0.00									



496D.A.

LONGEVITY	2,985	182	271	67	521	2,906
LONGEVITY	4,500	344	512	127	993	5,483
LONGEVITY	2,175	166	248	61	475	2,650
LONGEVITY	2,925	333	333	82	639	3,564
LONGEVITY	2,095	160	237	4	401	2,486
LONGEVITY	1,765	137	203	3	343	2,128
LONGEVITY	1,005	77	114	2	193	1,198
	224	17	25	0	43	267
	17,094	1,307	1,945	347	3,599	20,683

497: JUVENILE / ADULT PROBATION

LONGEVITY -201	4,245	325	483	1,316	2,124	6,369
LONGEVITY -201	4,020	308	458	1,246	2,011	6,031
LONGEVITY -201	4,020	308	458	1,246	2,011	6,031
LONGEVITY -201	0	0	0	0	0	0
LONGEVITY -201	4,500	344	512	1,385	2,251	6,751
LONGEVITY -201	4,500	344	512	1,385	2,251	6,751
LONGEVITY -201	750	57	85	233	375	1,125
LONGEVITY -229	3,225	247	387	1,000	1,614	4,839
LONGEVITY -229	1,470	112	167	495	735	2,205
LONGEVITY -229	1,470	86	128	349	563	1,688
LONGEVITY -229	750	57	85	233	375	1,125
LONGEVITY -226	4,380	335	499	1,568	2,191	6,571
LONGEVITY -227	1,275	98	145	385	638	1,913
LONGEVITY -227	2,445	187	278	69	534	2,979
LONGEVITY -227	1,320	101	150	37	288	1,608
LONGEVITY -227	120	9	14	37	60	180
LONGEVITY -227	168	13	19	5	37	205
LONGEVITY -227	4,500	344	512	127	993	5,483
	42,813	3,275	4,873	10,885	18,044	61,957

MAVERICK COUNTY TREASURER'S

FALCON

JUN

2025

GENERAL FUND (UNRESTRICTED FUNDS)

NAME	MAY 2025	RECEIPTS	INT. EARNED	TOTAL	DISB	ANALYSIS CHARGE	JUNE
CO TREAS. GENERAL FUND. 1-C	\$ 8,288,917.57	\$ 1,407,488.56	\$ -	\$ 9,696,406.13	\$ 2,179,513.91	\$ -	\$ 7,516,892.22
CO TREAS ROAD & BRIDGE FUND. 4	\$ 1,120,309.54	\$ 301,794.32	\$ -	\$ 1,422,103.86	\$ 323,762.83	\$ -	\$ 1,098,341.03
TOTAL	\$ 9,409,227.11	\$ 1,709,282.88	\$ -	\$ 11,118,509.99	\$ 2,503,276.74	\$ -	\$ 8,615,233.25

INTERES/SINKING & OTHER FUNDS (RESTRICTED ACCOUNTS)

NAME	MAY 2025	RECEIPTS	INT. EARNED	TOTAL	DISB	ANALYSIS CHARGE	JUNE
CO. TREAS PAYROLL FUND. 31	\$ 1,852,342.05	\$2,138,962.90	\$ -	\$ 3,991,304.95	\$2,268,783.89	\$ -	\$ 1,722,521.06
C/T CASH BOND MONEY MARKET. 55	\$ 140,568.46	\$ 259.96	\$ -	\$ 140,828.42	\$ -	\$ -	\$ 140,828.42
C/T EMPLOYEE X-MAS SAVING MMK. 55	\$ 217,577.61	\$ 41,529.27	\$ -	\$ 259,106.88	\$ -	\$ -	\$ 259,106.88
C/T CONTRACTUAL OBLIGATION SERIES'94 I&S. 7 ...	\$ 1,235,020.49	\$ 98,713.58	\$ -	\$ 1,333,734.07	\$ -	\$ -	\$ 1,333,734.07
C/T LANDFILL & CRIMINAL DET. CENTER. 25	\$ 27,498.28	\$ 393,897.48	\$ -	\$ 421,395.76	\$ 359,949.87	\$ -	\$ 61,445.89
C/T AIRPORT FUND. 2	\$ 575,334.84	\$ 2,280.08	\$ -	\$ 577,614.92	\$ 68,369.14	\$ -	\$ 512,245.78
C/T RECORDS MANAGMENT FUND. 40	\$ 43,553.95	\$ 15,985.77	\$ -	\$ 59,539.72	\$ 14,569.20	\$ -	\$ 44,970.52
C/T TECHNOLOGY FUND. 49	\$ 9,218.03	\$ 17.05	\$ -	\$ 9,235.08	\$ -	\$ -	\$ 9,235.08
C/T MAV. CO LAW LIBERTY ACCT. 36	\$ 693,745.10	\$ 3,839.72	\$ -	\$ 697,584.82	\$ -	\$ -	\$ 697,584.82
C/T MAV. CO UTILITY FUND 54	\$ 483,709.81	\$ 49,148.35	\$ -	\$ 532,858.16	\$ 94,107.81	\$ -	\$ 438,750.35
C/T COURTHOUSE SECURITY FUND. 8	\$ 218,442.31	\$ 3,960.76	\$ -	\$ 222,403.07	\$ -	\$ -	\$ 222,403.07
C/T MAVERICK COUNTY "GPA". 21.	\$ 201,981.20	\$ 477,649.19	\$ -	\$ 679,630.39	\$ 387,095.52	\$ -	\$ 292,534.87
MAVERICK COUNTY TAX NOTE 2016. 48	\$ 549,036.57	\$ 1,015.34	\$ -	\$ 550,051.91	\$ -	\$ -	\$ 550,051.91
MAVERICK COUNTY LBSP GRANT # 3149801. 27	\$ 9,798.43	\$ 14.61	\$ -	\$ 9,813.04	\$ 4,890.68	\$ -	\$ 4,922.36
MAV COUNTY UNCLAIMED FUNDS. 53	\$ 8,098.97	\$ 14.17	\$ -	\$ 8,113.14	\$ 2,183.00	\$ -	\$ 5,930.14
MAV CO OPERATION STAR GRANT PRO 33	\$ 834,406.15	\$ 1,543.08	\$ -	\$ 835,949.23	\$ -	\$ -	\$ 835,949.23
MAV CO OPERATION LONESTAR GRANT F432 G4376302 35	\$ 23,579.00	\$ 4.79	\$ -	\$ 23,579.79	\$ -	\$ -	\$ 23,579.79
MAV CO TXCDBC COLONIA FUND PROJ CFC23-0422 35-A	\$ 0.01	\$ -	\$ -	\$ 0.01	\$ -	\$ -	\$ 0.01
MAV CO TXCDB PROJ CDV23-0423 35-B	\$ 0.01	\$ -	\$ -	\$ 0.01	\$ -	\$ -	\$ 0.01
MAV CO TXCDBG C CFC24-0100	\$ -	\$ -	\$ -	\$ -	\$ -	\$ -	\$ 0.01
MAV CO SB22 36-A	\$ 234,225.55	\$ 417.76	\$ -	\$ 234,643.31	\$ 20,799.32	\$ -	\$ 213,843.99
MAV CO. PLANNING CC 92	\$ 0.01	\$ -	\$ -	\$ 0.01	\$ -	\$ -	\$ 0.01
MAV CO HOUSING FINANCE FUND 93 ...	\$ 7,299,587.36	\$ 13,494.37	\$ -	\$ 7,313,081.73	\$ 6,567.33	\$ -	\$ 7,306,514.40
MAV CO RURAL PROSECUTERS OFF SALARY ASST PROG 36-B	\$ 152,286.61	\$ 264.86	\$ -	\$ 152,551.47	\$ 22,423.68	\$ -	\$ 130,127.79
MAV CO 2025 IMP GRANT IMDIGENT DCP 40 - C	\$ 8,018.23	\$ 10.39	\$ -	\$ 8,028.62	\$ 6,096.22	\$ -	\$ 1,932.40
MAV CO CYBERSECURITY GRANT PORG	\$ 0.01	\$ 111,247.32	\$ -	\$ 111,247.33	\$ -	\$ -	\$ 111,247.33
MAV CO TP&W LOCAL PARK INDOOR GRANT	\$ 0.01	\$ -	\$ -	\$ 0.01	\$ -	\$ -	\$ 0.01
MAV CO TP&W COOP GRANT	\$ 51,453.86	\$ 89.38	\$ -	\$ 51,543.24	\$ 7,682.60	\$ -	\$ 43,860.64
MAVERICK COUNTY TAX NOTE 2019. 50	-\$ 0.00	\$ -	\$ -	-\$ 0.00	\$ -	\$ -	-\$ 0.00

INTEREST/SINKING & OTHER FUNDS (RESTRICTED ACCOUNTS) CONT

NAME	MAY 2025	RECEIPTS	INT. EARNED	TOTAL	DISB	ANALYSIS CHARGE	JUNE
MAVERICK COUNTY - PARKLAND FEES. 30	\$ 27,007.80	\$ 49.95	\$ -	\$ 27,057.75	\$ -	\$ -	\$ 27,057.75
MAVERICK COUNTY LOCAL TRAFFIC FINE. 76	\$ 7,767.14	\$ 14.36	\$ -	\$ 7,781.50	\$ -	\$ -	\$ 7,781.50
MAVERICK COUNTY PUBLIC ASSISTANCE GRANT. 35	-\$ 0.00	\$ -	\$ -	-\$ 0.00	\$ -	\$ -	-\$ 0.00
MAV CO EMERGENCY SER HELP FOR COLONIA 33 A	\$ 0.00	\$ -	\$ -	\$ 0.00	\$ -	\$ -	\$ 0.00
MAV CO COBG. 29	-\$ 0.00	\$ -	\$ -	-\$ 0.00	\$ -	\$ -	-\$ 0.00
MAV CO CERTIFICATE OF OBLIGATION SERIES 2020 5	\$ 92.70	\$ 0.17	\$ -	\$ 92.87	\$ -	\$ -	\$ 92.87
MAV CO SAVINS GRANT 42	\$ 7,961.02	\$ 15.45	\$ -	\$ 7,976.47	\$ -	\$ -	\$ 7,976.47
MAV CO HIDTADA OFFICE. 16	\$ 0.00	\$ -	\$ -	\$ 0.00	\$ -	\$ -	\$ 0.00
MAV CO CTIF 01_159. 10	\$ 11.04	\$ 0.02	\$ -	\$ 11.06	\$ -	\$ -	\$ 11.06
MAC CO SELF HELP CENTER GRANT. 43	\$ 178,957.48	\$ 330.95	\$ -	\$ 179,288.43	\$ -	\$ -	\$ 179,288.43
MAC CO SNAP ED HEALTH COM. 44	-\$ 0.00	\$ -	\$ -	\$ 0.00	\$ -	\$ -	-\$ 0.00
MAV CO F428 CLR AMERICAN RESCUE PLAN ACT	-\$ 0.00	\$ -	\$ -	-\$ 0.00	\$ -	\$ -	-\$ 0.00
MAV CO CDPMP CARDIOVASCULAR DISEASE 4	\$ 10,394.43	\$ 10.22	\$ -	\$ 10,413.65	\$ -	\$ -	\$ 10,413.65
MAV CO HOTEL TAX 23	\$ 104.38	\$ 0.19	\$ -	\$ 104.57	\$ -	\$ -	\$ 104.57
MAV CO TRINATIONAL EPIDEMIOLOGY WORK. 52	\$ 6,465.81	\$ 11.96	\$ -	\$ 6,477.77	\$ -	\$ -	\$ 6,477.77
MAV CO TX certificate of obligation series 2021. 6	\$ 1,261,424.37	\$ 2,325.18	\$ -	\$ 1,263,749.55	\$ 43,122.44	\$ -	\$ 1,220,627.11
MAV CO AIRPORT TXDOT Aviation Ramp Grant 3	\$ 356.55	\$ 0.66	\$ -	\$ 357.21	\$ -	\$ -	\$ 357.21
MAV CO CRIMINAL JUSTICE GRANT #4061501.9	\$ 9.66	\$ 0.02	\$ -	\$ 9.66	\$ -	\$ -	\$ 9.66
MAV CO SB22 SHERIFF CONSTABLES 39A	\$ 244,636.72	\$ 2,221.40	\$ -	\$ 246,858.12	\$ 35,834.65	\$ -	\$ 211,023.47
MAV CO TRAVELERS HEALTH INITIATIVE FUND 31	\$ 0.00	\$ -	\$ -	\$ 0.00	\$ -	\$ -	-\$ 0.00
MAV CO AIRPORT TXDOT AVIATION GRANT	\$ 0.01	\$ 50,012.33	\$ -	\$ 50,012.34	\$ 49,800.00	\$ -	\$ 212.34
MAV CO MOTOR CROME VEHICLE CRIME PREV	\$ 0.01	\$ -	\$ -	\$ 0.01	\$ 10.00	\$ -	-\$ 9.99
MAV CO TEXAS PARK AND WILDLIFE	\$ -	\$ 0.01	\$ -	\$ 0.01	\$ -	\$ -	\$ 0.01
MAV CO TECEQ WASTE GRANT	\$ -	\$ 0.01	\$ -	\$ 0.01	\$ -	\$ -	\$ 0.01
MAV CO CATALYTIC CONVERTER GRANT	\$ 28,325.00	\$ 40.09	\$ -	\$ 28,365.09	\$ 17,100.86	\$ -	\$ 11,264.23
MAV CO QUEMADO COMMUNITY FUND 36-A	\$ 50,278.76	\$ 3,956.10	\$ -	\$ 54,234.86	\$ 4,439.74	\$ -	\$ 49,795.12
TOTAL	\$ 1,823,792.86	\$ 58,998.07	\$ -	\$ 1,882,790.93	\$ 150,307.69	\$ -	\$ 1,732,483.24

TOTAL INT. SAV OTHER SPEC FUNDS & GENERAL FUND

\$ 26,102,498.88	\$ 5,122,641.13	\$ -	\$ 31,225,140.01	\$ 5,914,102.69	\$ -	\$ 16,695,804.07
------------------	-----------------	------	------------------	-----------------	------	------------------

NEW ACCTS

NAME	MAY 2025	RECEIPTS	INT. EARNED	TOTAL	DISB	ANAL CHARGE	JUNE
MAVERICK COUNTY DEFICIT RED. 28	\$ 893,232.30	\$ 1,651.87	\$ -	\$ 894,884.17	\$ -	\$ -	\$ 894,884.17

TOTAL

\$ 893,232.30	\$ 1,651.87	\$ -	\$ 894,884.17	\$ -	\$ -	\$ 894,884.17
---------------	-------------	------	---------------	------	------	---------------

GRANTS FUND (RESTRICTED ACCOUNTS TO BE USED FOR GRANT PURPOSE PER THE GRANT AGREEMENT)							
NAME	MAY 2025	RECEIPTS	INT. EARNED	TOTAL	DISB	ANAL CHARGE	JUNE
C/T MAV CO ELDERLY NUTRITION PROGRAM. 24	\$ 238,592.51	\$ 53,944.31	\$ -	\$ 292,536.82	\$ 74,458.45	\$ -	\$ 218,078.37
C/T OPERATION STONE GARDEN 2011. 47	\$ 1,922.71	\$ 3.56	\$ -	\$ 1,926.27	\$ -	\$ -	\$ 1,926.27
C/T STONE GARDEN 2017 48	\$ 137,495.24	\$ 166.18	\$ -	\$ 137,661.42	\$ 82,750.57	\$ -	\$ 54,910.85
C/T SHERRIFF DEPT CHESAPEAKE OPERATION, INC. 45	-\$ 0.00	\$ -	\$ -	-\$ 0.00	\$ -	\$ -	-\$ 0.00
MAVERICK COUNTY TABACCO GRANT. 50	\$ 104.39	\$ 0.19	\$ -	\$ 104.58	\$ -	\$ -	\$ 104.58
TOTAL	\$ 378,114.85	\$ 54,114.24	\$ -	\$ 432,229.09	\$ 157,209.02	\$ -	\$ 275,020.07

MAVERICK COUNTY PASS THROUGH							
NAME	MAY 2025	RECEIPTS	INT. EARNED	TOTAL	DISB	ANAL CHARGE	JUNE
MAV CO HOPE - K THC PASS THROUGH 22	\$ 5,085.37	\$ 9.40	\$ -	\$ 5,094.77	\$ -	\$ -	\$ 5,094.77
TOTAL	\$ 5,085.37	\$ 9.40	\$ -	\$ 5,094.77	\$ -	\$ -	\$ 5,094.77

NEW ACCTS							
NAME	MAY 2025	RECEIPTS	INT. EARNED	TOTAL	DISB	ANAL CHARGE	JUNE
COUNTY COURT RECORDS PRESERVATION FUND. 57	\$ 93,140.06	\$ 192.25	\$ -	\$ 93,332.31	\$ -	\$ -	\$ 93,332.31
COUNTY FAM PROTECTION ACCT. 58	\$ 14,893.89	\$ 27.54	\$ -	\$ 14,921.43	\$ -	\$ -	\$ 14,921.43
JUDICIAL EFFICIENCY OF COURTS TIME PAYMENT 59	\$ 1,254.87	\$ 2.32	\$ -	\$ 1,256.69	\$ -	\$ -	\$ 1,256.69
COUNTY CLERK REC. MGMT & PRESERVATION. 60	\$ 442,479.56	\$ 6,363.77	\$ -	\$ 448,843.33	\$ 17,999.03	\$ -	\$ 430,844.30
COM. ED. OF JUDGE & STAFF OF PROBATE. 61	\$ 2,354.32	\$ 4.35	\$ -	\$ 2,358.67	\$ -	\$ -	\$ 2,358.67
COURT INITIATED GUARDIANSHIP FUND. 62	\$ 4,999.79	\$ 9.23	\$ -	\$ 5,000.02	\$ -	\$ -	\$ 5,000.02
VITAL STATISTICS FUND. 63	\$ 60,165.79	\$ 710.78	\$ -	\$ 60,876.57	\$ -	\$ -	\$ 60,876.57
FILE RECOVERY DIST CLERK FUND 64	\$ 760.95	\$ 1.41	\$ -	\$ 762.36	\$ -	\$ -	\$ 762.36
DIS. REC. MGMT. & PRESERVATION FUND 67	\$ 24,355.25	\$ 60.05	\$ -	\$ 24,415.30	\$ -	\$ -	\$ 24,415.30
COUNTY & DISTRICT TECH. FUND. 68	\$ 2,821.41	\$ 5.22	\$ -	\$ 2,826.63	\$ -	\$ -	\$ 2,826.63
COURT COST FEES FUND II 103. 91	\$ 476,904.43	\$ 73,210.47	\$ -	\$ 550,114.90	\$ 4,453.57	\$ -	\$ 545,661.33
COURT CLERK RECORDS ARCHIVE ACCT. 66	\$ 4,109.54	\$ 7.60	\$ -	\$ 4,117.14	\$ -	\$ -	\$ 4,117.14
MAV. CO. RECORDS ARCHIVE FEE DISTRICT CLERK. 65	\$ 13,503.15	\$ 44.98	\$ -	\$ 13,548.13	\$ -	\$ -	\$ 13,548.13
MAVERICK COUNTY JURY FUND. 70	\$ 563.77	\$ 1.04	\$ -	\$ 564.81	\$ -	\$ -	\$ 564.81
MAV CO LOCAL CONSOLIDATED COURT COST. 69	\$ 5,194.33	\$ 9.95	\$ -	\$ 5,204.28	\$ -	\$ -	\$ 5,204.28

MAV COUNTY PROSECUTOR FEE. 72	\$ 2,501.32	\$ 4.63	\$ -	\$ 2,505.95	\$ -	\$ -	\$ 2,505.95
MAVERICK COUNTY SPECIALTY COURT ACCT. 71	\$ 2,643.17	\$ 4.89	\$ -	\$ 2,648.06	\$ -	\$ -	\$ 2,648.06
MAVERICK COUNTY LOCAL TRIANCY PREV. & DIV. 74	\$ 20,132.35	\$ 37.23	\$ -	\$ 20,169.58	\$ -	\$ -	\$ 20,169.58
MAVERICK COUNTY COURT REPORT SVC FUND. 73	\$ 89,840.77	\$ 1,992.41	\$ -	\$ 91,833.18	\$ -	\$ -	\$ 91,833.18
MAVERICK COUNTY TIME PAYMENT FUND. 75	\$ 6,350.12	\$ 11.74	\$ -	\$ 6,361.86	\$ -	\$ -	\$ 6,361.86
MAVERICK COUNTY LANGUAGE ACCES FUND 79	\$ 17,088.62	\$ 249.60	\$ -	\$ 17,338.22	\$ 891.00	\$ -	\$ 16,447.22
MAVERICK COUNTY STATE CONSOLIDATED 80	\$ 210,531.69	\$ 4,134.71	\$ -	\$ 214,666.40	\$ -	\$ -	\$ 214,666.40
MAVERICK COUNTY DISPUTE RESOLUTION FUND 81	\$ 63,283.58	\$ 1,212.79	\$ -	\$ 64,496.37	\$ -	\$ -	\$ 64,496.37
MAVERICK COUNTY CHILD SUPPORT SERVICE FEE 82	\$ 0.01	\$ -	\$ -	\$ 0.01	\$ -	\$ -	\$ 0.01
MAVERICK COUNTY DRO INITIAL OPERATION FEE 83	\$ 0.01	\$ -	\$ -	\$ 0.01	\$ -	\$ -	\$ 0.01
MAVERICK COUNTY GUARDIANSHIP FUND 84	\$ 2,873.26	\$ 85.38	\$ -	\$ 2,958.64	\$ -	\$ -	\$ 2,958.64
MAVERICK COUNTY JUDICIAL EDUCATION SUPPORT FUND 85	\$ 576.44	\$ 21.08	\$ -	\$ 597.52	\$ -	\$ -	\$ 597.52
MAVERICK COUNTY ADMINISTRATION FUND 86	\$ 1,356.43	\$ 42.54	\$ -	\$ 1,398.97	\$ -	\$ -	\$ 1,398.97
MAVERICK COUNTY ANNUAL OF FINAL ACCOUNT FEE OR INVENTORY & APPRAISEMENT 87	\$ 766.41	\$ 101.43	\$ -	\$ 867.84	\$ -	\$ -	\$ 867.84
MAVERICK COUNTY ANNUAL OR FINAL REPORT FEE OF GUARDIANSHIP OF PERSON FEE 88	\$ 214.87	\$ 0.40	\$ -	\$ 215.27	\$ -	\$ -	\$ 215.27
MAVERICK COUNTY APPROVING A BOND 89	\$ 41.05	\$ 0.08	\$ -	\$ 41.13	\$ -	\$ -	\$ 41.13
MAV CO COURT FACILITY FEE FUN 77	\$ 71,514.81	\$ 1,593.27	\$ -	\$ 73,108.08	\$ -	\$ -	\$ 73,108.08
MAV CO CLERK OF THE COURT ACCT 78	\$ 184,808.98	\$ 4,029.31	\$ -	\$ 188,838.29	\$ -	\$ -	\$ 188,838.29
MA CO TRXDBS C EFC24-0100	\$ 0.01	\$ -	\$ -	\$ 0.01	\$ -	\$ -	\$ 0.01
MAVERICK COUNTY PROPOSED ORDER 90	\$ 0.01	\$ -	\$ -	\$ 0.01	\$ -	\$ -	\$ 0.01
TOTAL	\$ 1,822,015.52	\$ 94,172.45	\$ -	\$ 1,916,187.97	\$ 23,343.60	\$ -	\$ 1,892,844.37

DISTRICT ATTORNEY ROBERTO SERNA							
NAME	MAY 2025	RECEIPTS	INT. EARNED	TOTAL	DISB	ANAL CHARGE	JUNE
DISTRICTED ATTORNEY GENERAL FUND. 12	\$ 77,636.37	\$ 76,508.30	\$ -	\$ 154,144.67	\$ 78,209.40	\$ -	\$ 75,935.27
DISTRICT ATTORNEY TRUSTEE ACCT. 13	\$ 43,056.61	\$ 79.63	\$ -	\$ 43,136.24	\$ -	\$ -	\$ 43,136.24
DIST. ATTY. SEIZED FUND TASK FORCE S/A 14	\$ 10,663.35	\$ 19.72	\$ -	\$ 10,683.07	\$ -	\$ -	\$ 10,683.07
MAV CO DA HUMAN SMUGGLING FORFEITURE 15	\$ 19,248.20	\$ 35.60	\$ -	\$ 19,283.80	\$ -	\$ -	\$ 19,283.80
D.A. BORDER PROSECUTION GRANT # 2283-701. 11	\$ 5,333.12	\$ 69,362.44	\$ -	\$ 74,695.56	\$ 44,273.31	\$ -	\$ 30,422.25
FEDERAL EQUITABLE DA SHARRING ACCT. 17	\$ 5,735.55	\$ 10.61	\$ -	\$ 5,746.16	\$ -	\$ -	\$ 5,746.16
TOTAL	\$ 161,673.20	\$ 146,016.30	\$ -	\$ 307,689.50	\$ 122,482.71	\$ -	\$ 185,206.79

ACCT (RESTRICTED ACCOUNTS, THE COUNTY HAS NO CONTROL OVER THESE ACCOUNTS BY STATE LAW THEY ARE MAINTAINED BY THE COUNTY TREASURER)							
NAME	MAY 2025	RECEIPTS	INT. EARNED	TOTAL	DISB	ANAL CHARGE	JUNE
293 JUDICIAL DISTRICT ADUL PROBATION DEPT. 37	\$ 549,437.69	\$ 131,160.57	\$ -	\$ 680,598.26	\$ 49,804.17	\$ -	\$ 630,794.09
ADULT PROBATION DEPT. "FEE ACCOUNT". 19	\$ 128,560.64	\$ 59,955.47	\$ -	\$ 188,516.11	\$ 2,029.10	\$ -	\$ 186,487.01
JUVENILE PROBATION DEPT. 39	\$ 570,312.90	\$ 209,930.53	\$ -	\$ 780,243.43	\$ 138,279.53	\$ -	\$ 641,963.90
JUVENILE PROBATION DEPT. "FEE ACCOUNT". 20	\$ 6,399.71	\$ 11.88	\$ -	\$ 6,411.59	\$ -	\$ -	\$ 6,411.59



Maverick County, Texas

General Obligation Debt Book

Debt as of September 30, 2025

Prepared on July 10, 2025

PFM Financial Advisors LLC
700 North Saint Mary's Street
Suite 1400
San Antonio, TX 78205

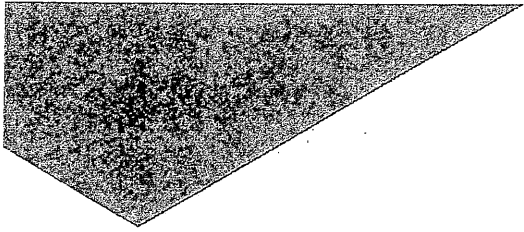


TABLE OF CONTENTS

<u>Section</u>	<u>Tab</u>
Annual Debt Service Schedule - Aggregate	1
Semi-Annual Debt Service Schedule - Aggregate	2
Annual Debt Service Schedules - Bond Series	3
Semi-Annual Debt Service Schedules - Bond Series	4

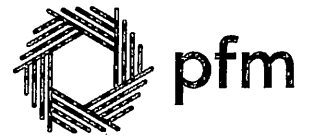


Aggregate Annual Debt Service Schedule

BOND DEBT SERVICE

**General Obligation Debt
Debt Outstanding as of 9/30/2025**

<i>Period Ending</i>	<i>Principal</i>	<i>Interest</i>	<i>Debt Service</i>
09/30/2026	2,665,000	742,629.79	3,407,629.79
09/30/2027	2,061,000	649,159.10	2,710,159.10
09/30/2028	2,143,000	567,508.65	2,710,508.65
09/30/2029	2,236,000	481,792.06	2,717,792.06
09/30/2030	5,693,000	358,780.15	6,051,780.15
09/30/2031	2,085,000	254,218.35	2,339,218.35
09/30/2032	2,139,000	202,113.01	2,341,113.01
09/30/2033	2,191,000	146,921.94	2,337,921.94
09/30/2034	2,188,000	89,409.39	2,277,409.39
09/30/2035	504,000	55,205.52	559,205.52
09/30/2036	510,000	45,279.99	555,279.99
09/30/2037	46,000	39,558.06	85,558.06
09/30/2038	48,000	38,302.08	86,302.08
09/30/2039	49,000	36,968.21	85,968.21
09/30/2040	50,000	35,641.89	85,641.89
09/30/2041	52,000	34,172.23	86,172.23
09/30/2042	53,000	32,760.26	85,760.26
09/30/2043	55,000	31,275.04	86,275.04
09/30/2044	56,000	29,778.67	85,778.67
09/30/2045	58,000	28,154.47	86,154.47
09/30/2046	59,000	26,572.08	85,572.08
09/30/2047	61,000	24,921.86	85,921.86
09/30/2048	63,000	23,241.02	86,241.02
09/30/2049	64,000	21,449.85	85,449.85
09/30/2050	66,000	19,682.54	85,682.54
09/30/2051	68,000	17,839.81	85,839.81
09/30/2052	70,000	15,960.19	85,960.19
09/30/2053	72,000	13,975.68	85,975.68
09/30/2054	74,000	11,981.63	85,981.63
09/30/2055	76,000	9,918.91	85,918.91
09/30/2056	78,000	7,812.25	85,812.25
09/30/2057	80,000	5,622.31	85,622.31
09/30/2058	82,000	3,400.73	85,400.73
09/30/2059	83,000	1,131.87	84,131.87
	25,878,000	4,103,139.59	29,981,139.59



Aggregate Semi-Annual Debt Service Schedule

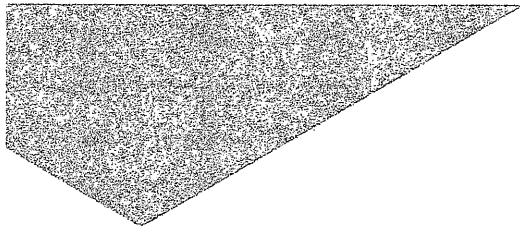
BOND DEBT SERVICE
General Obligation Debt
Debt Outstanding as of 9/30/2025

<i>Period Ending</i>	<i>Principal</i>	<i>Interest</i>	<i>Debt Service</i>	<i>Annual Debt Service</i>
03/01/2026	1,985,000	382,581.25	2,367,581.25	
03/15/2026	680,000	15,300.00	695,300.00	
09/01/2026		344,748.54	344,748.54	3,407,629.79
03/01/2027	2,061,000	344,327.46	2,405,327.46	
09/01/2027		304,831.64	304,831.64	2,710,159.10
03/01/2028	2,143,000	304,533.61	2,447,533.61	
09/01/2028		262,975.04	262,975.04	2,710,508.65
03/01/2029	2,236,000	262,592.87	2,498,592.87	
09/01/2029		219,199.19	219,199.19	2,717,792.06
03/01/2030	5,693,000	218,802.51	5,911,802.51	
09/01/2030		139,977.64	139,977.64	6,051,780.15
03/01/2031	2,085,000	139,589.56	2,224,589.56	
09/01/2031		114,628.79	114,628.79	2,339,218.35
03/01/2032	2,139,000	114,355.21	2,253,355.21	
09/01/2032		87,757.80	87,757.80	2,341,113.01
03/01/2033	2,191,000	87,408.68	2,278,408.68	
09/01/2033		59,513.26	59,513.26	2,337,921.94
03/01/2034	2,188,000	59,152.74	2,247,152.74	
09/01/2034		30,256.65	30,256.65	2,277,409.39
03/01/2035	504,000	29,905.85	533,905.85	
09/01/2035		25,299.67	25,299.67	559,205.52
03/01/2036	510,000	25,053.82	535,053.82	
09/01/2036		20,226.17	20,226.17	555,279.99
03/01/2037	46,000	19,914.17	65,914.17	
09/01/2037		19,643.89	19,643.89	85,558.06
03/01/2038	48,000	19,323.61	67,323.61	
09/01/2038		18,978.47	18,978.47	86,302.08
03/01/2039	49,000	18,669.03	67,669.03	
09/01/2039		18,299.18	18,299.18	85,968.21
03/01/2040	50,000	18,083.97	68,083.97	
09/01/2040		17,557.92	17,557.92	85,641.89
03/01/2041	52,000	17,287.08	69,287.08	
09/01/2041		16,885.15	16,885.15	86,172.23
03/01/2042	53,000	16,609.85	69,609.85	
09/01/2042		16,150.41	16,150.41	85,760.26
03/01/2043	55,000	15,887.09	70,887.09	
09/01/2043		15,387.95	15,387.95	86,275.04
03/01/2044	56,000	15,206.98	71,206.98	
09/01/2044		14,571.69	14,571.69	85,778.67
03/01/2045	58,000	14,346.91	72,346.91	
09/01/2045		13,807.56	13,807.56	86,154.47
03/01/2046	59,000	13,582.44	72,582.44	
09/01/2046		12,989.64	12,989.64	85,572.08
03/01/2047	61,000	12,777.86	73,777.86	
09/01/2047		12,144.00	12,144.00	85,921.86
03/01/2048	63,000	12,001.18	75,001.18	
09/01/2048		11,239.84	11,239.84	86,241.02
03/01/2049	64,000	11,066.45	75,066.45	
09/01/2049		10,383.40	10,383.40	85,449.85
03/01/2050	66,000	10,214.10	76,214.10	
09/01/2050		9,468.44	9,468.44	85,682.54
03/01/2051	68,000	9,314.06	77,314.06	
09/01/2051		8,525.75	8,525.75	85,839.81
03/01/2052	70,000	8,425.49	78,425.49	
09/01/2052		7,534.70	7,534.70	85,960.19
03/01/2053	72,000	7,418.47	79,418.47	
09/01/2053		6,557.21	6,557.21	85,975.68
03/01/2054	74,000	6,450.29	80,450.29	
09/01/2054		5,531.34	5,531.34	85,981.63
03/01/2055	76,000	5,441.16	81,441.16	
09/01/2055		4,477.75	4,477.75	85,918.91
03/01/2056	78,000	4,425.09	82,425.09	
09/01/2056		3,387.16	3,387.16	85,812.25
03/01/2057	80,000	3,334.91	83,334.91	

BOND DEBT SERVICE

**General Obligation Debt
Debt Outstanding as of 9/30/2025**

<i>Period Ending</i>	<i>Principal</i>	<i>Interest</i>	<i>Debt Service</i>	<i>Annual Debt Service</i>
09/01/2057		2,287.40	2,287.40	85,622.31
03/01/2058	82,000	2,250.10	84,250.10	
09/01/2058		1,150.63	1,150.63	85,400.73
03/01/2059	83,000	1,131.87	84,131.87	84,131.87
	25,878,000	4,103,139.59	29,981,139.59	29,981,139.59



Annual Individual Debt Service Schedules

BOND DEBT SERVICE

**Maverick County, Texas
Tax Notes, Series 2019**

<i>Period Ending</i>	<i>Principal</i>	<i>Interest</i>	<i>Debt Service</i>
09/30/2026	680,000	15,300	695,300
	680,000	15,300	695,300

BOND DEBT SERVICE**Maverick County, Texas
Certificates of Obligation, Taxable Series 2019**

<i>Period Ending</i>	<i>Principal</i>	<i>Interest</i>	<i>Debt Service</i>
09/30/2026	35,000	51,709.79	86,709.79
09/30/2027	35,000	50,747.30	85,747.30
09/30/2028	36,000	49,818.20	85,818.20
09/30/2029	37,000	48,722.06	85,722.06
09/30/2030	38,000	47,735.70	85,735.70
09/30/2031	39,000	46,676.85	85,676.85
09/30/2032	41,000	45,620.31	86,620.31
09/30/2033	42,000	44,394.14	86,394.14
09/30/2034	43,000	43,266.39	86,266.39
09/30/2035	44,000	42,070.02	86,070.02
09/30/2036	45,000	40,885.74	85,885.74
09/30/2037	46,000	39,558.06	85,558.06
09/30/2038	48,000	38,302.08	86,302.08
09/30/2039	49,000	36,968.21	85,968.21
09/30/2040	50,000	35,641.89	85,641.89
09/30/2041	52,000	34,172.23	86,172.23
09/30/2042	53,000	32,760.26	85,760.26
09/30/2043	55,000	31,275.04	86,275.04
09/30/2044	56,000	29,778.67	85,778.67
09/30/2045	58,000	28,154.47	86,154.47
09/30/2046	59,000	26,572.08	85,572.08
09/30/2047	61,000	24,921.86	85,921.86
09/30/2048	63,000	23,241.02	86,241.02
09/30/2049	64,000	21,449.85	85,449.85
09/30/2050	66,000	19,682.54	85,682.54
09/30/2051	68,000	17,839.81	85,839.81
09/30/2052	70,000	15,960.19	85,960.19
09/30/2053	72,000	13,975.68	85,975.68
09/30/2054	74,000	11,981.63	85,981.63
09/30/2055	76,000	9,918.91	85,918.91
09/30/2056	78,000	7,812.25	85,812.25
09/30/2057	80,000	5,622.31	85,622.31
09/30/2058	82,000	3,400.73	85,400.73
09/30/2059	83,000	1,131.87	84,131.87
	1,898,000	1,021,768.14	2,919,768.14

BOND DEBT SERVICE**Maverick County, Texas
Limited Tax Refunding Bonds, Taxable Series 2020A**

<i>Period Ending</i>	<i>Principal</i>	<i>Interest</i>	<i>Debt Service</i>
09/30/2026	1,230,000	487,675.00	1,717,675.00
09/30/2027	1,290,000	424,675.00	1,714,675.00
09/30/2028	1,360,000	358,425.00	1,718,425.00
09/30/2029	1,435,000	288,550.00	1,723,550.00
09/30/2030	1,500,000	215,175.00	1,715,175.00
09/30/2031	1,560,000	157,551.00	1,717,551.00
09/30/2032	1,600,000	115,987.00	1,715,987.00
09/30/2033	1,645,000	71,681.50	1,716,681.50
09/30/2034	1,695,000	24,408.00	1,719,408.00
	13,315,000	2,144,127.50	15,459,127.50

BOND DEBT SERVICE

**Maverick County, Texas
Certificates of Obligation, Series 2020**

<i>Period Ending</i>	<i>Principal</i>	<i>Interest</i>	<i>Debt Service</i>
09/30/2026	280,000	93,331.00	373,331.00
09/30/2027	285,000	87,709.25	372,709.25
09/30/2028	290,000	81,988.00	371,988.00
09/30/2029	295,000	76,167.25	371,167.25
09/30/2030	3,680,000	36,616.00	3,716,616.00
	4,830,000	375,811.50	5,205,811.50

BOND DEBT SERVICE

**Maverick County, Texas
Limited Tax Refunding Bonds, Taxable Series 2021**

<i>Period Ending</i>	<i>Principal</i>	<i>Interest</i>	<i>Debt Service</i>
09/30/2026	55,000	9,800.25	64,800.25
09/30/2027	56,000	8,584.80	64,584.80
09/30/2028	57,000	7,347.45	64,347.45
09/30/2029	59,000	6,077.25	65,077.25
09/30/2030	60,000	4,774.20	64,774.20
09/30/2031	61,000	3,449.25	64,449.25
09/30/2032	63,000	2,091.45	65,091.45
09/30/2033	64,000	700.80	64,700.80
	475,000	42,825.45	517,825.45

BOND DEBT SERVICE

**Maverick County, Texas
Certificates of Obligation, Series 2021**

<i>Period Ending</i>	<i>Principal</i>	<i>Interest</i>	<i>Debt Service</i>
09/30/2026	385,000	84,813.75	469,813.75
09/30/2027	395,000	77,442.75	472,442.75
09/30/2028	400,000	69,930.00	469,930.00
09/30/2029	410,000	62,275.50	472,275.50
09/30/2030	415,000	54,479.25	469,479.25
09/30/2031	425,000	46,541.25	471,541.25
09/30/2032	435,000	38,414.25	473,414.25
09/30/2033	440,000	30,145.50	470,145.50
09/30/2034	450,000	21,735.00	471,735.00
09/30/2035	460,000	13,135.50	473,135.50
09/30/2036	465,000	4,394.25	469,394.25
	4,680,000	503,307.00	5,183,307.00



Semi-Annual Individual Debt Service Schedules

BOND DEBT SERVICE

**Maverick County, Texas
Tax Notes, Series 2019**

<i>Period Ending</i>	<i>Principal</i>	<i>Interest</i>	<i>Debt Service</i>	<i>Annual Debt Service</i>
03/15/2026	680,000	15,300	695,300	695,300
	680,000	15,300	695,300	695,300

BOND DEBT SERVICE**Maverick County, Texas
Certificates of Obligation, Taxable Series 2019**

<i>Period Ending</i>	<i>Principal</i>	<i>Interest</i>	<i>Debt Service</i>	<i>Annual Debt Service</i>
03/01/2026	35,000	25,883.00	60,883.00	
09/01/2026		25,826.79	25,826.79	86,709.79
03/01/2027	35,000	25,405.71	60,405.71	
09/01/2027		25,341.59	25,341.59	85,747.30
03/01/2028	36,000	25,043.56	61,043.56	
09/01/2028		24,774.64	24,774.64	85,818.20
03/01/2029	37,000	24,392.47	61,392.47	
09/01/2029		24,329.59	24,329.59	85,722.06
03/01/2030	38,000	23,932.91	61,932.91	
09/01/2030		23,802.79	23,802.79	85,735.70
03/01/2031	39,000	23,414.71	62,414.71	
09/01/2031		23,262.14	23,262.14	85,676.85
03/01/2032	41,000	22,988.56	63,988.56	
09/01/2032		22,631.75	22,631.75	86,620.31
03/01/2033	42,000	22,282.63	64,282.63	
09/01/2033		22,111.51	22,111.51	86,394.14
03/01/2034	43,000	21,750.99	64,750.99	
09/01/2034		21,515.40	21,515.40	86,266.39
03/01/2035	44,000	21,164.60	65,164.60	
09/01/2035		20,905.42	20,905.42	86,070.02
03/01/2036	45,000	20,659.57	65,659.57	
09/01/2036		20,226.17	20,226.17	85,885.74
03/01/2037	46,000	19,914.17	65,914.17	
09/01/2037		19,643.89	19,643.89	85,558.06
03/01/2038	48,000	19,323.61	67,323.61	
09/01/2038		18,978.47	18,978.47	86,302.08
03/01/2039	49,000	18,669.03	67,669.03	
09/01/2039		18,299.18	18,299.18	85,968.21
03/01/2040	50,000	18,083.97	68,083.97	
09/01/2040		17,557.92	17,557.92	85,641.89
03/01/2041	52,000	17,287.08	69,287.08	
09/01/2041		16,885.15	16,885.15	86,172.23
03/01/2042	53,000	16,609.85	69,609.85	
09/01/2042		16,150.41	16,150.41	85,760.26
03/01/2043	55,000	15,887.09	70,887.09	
09/01/2043		15,387.95	15,387.95	86,275.04
03/01/2044	56,000	15,206.98	71,206.98	
09/01/2044		14,571.69	14,571.69	85,778.67
03/01/2045	58,000	14,346.91	72,346.91	
09/01/2045		13,807.56	13,807.56	86,154.47
03/01/2046	59,000	13,582.44	72,582.44	
09/01/2046		12,989.64	12,989.64	85,572.08
03/01/2047	61,000	12,777.86	73,777.86	
09/01/2047		12,144.00	12,144.00	85,921.86
03/01/2048	63,000	12,001.18	75,001.18	
09/01/2048		11,239.84	11,239.84	86,241.02
03/01/2049	64,000	11,066.45	75,066.45	
09/01/2049		10,383.40	10,383.40	85,449.85
03/01/2050	66,000	10,214.10	76,214.10	
09/01/2050		9,468.44	9,468.44	85,682.54
03/01/2051	68,000	9,314.06	77,314.06	
09/01/2051		8,525.75	8,525.75	85,839.81
03/01/2052	70,000	8,425.49	78,425.49	
09/01/2052		7,534.70	7,534.70	85,960.19
03/01/2053	72,000	7,418.47	79,418.47	
09/01/2053		6,557.21	6,557.21	85,975.68
03/01/2054	74,000	6,450.29	80,450.29	
09/01/2054		5,531.34	5,531.34	85,981.63
03/01/2055	76,000	5,441.16	81,441.16	
09/01/2055		4,477.75	4,477.75	85,918.91
03/01/2056	78,000	4,425.09	82,425.09	
09/01/2056		3,387.16	3,387.16	85,812.25
03/01/2057	80,000	3,334.91	83,334.91	
09/01/2057		2,287.40	2,287.40	85,622.31
03/01/2058	82,000	2,250.10	84,250.10	
09/01/2058		1,150.63	1,150.63	85,400.73
03/01/2059	83,000	1,131.87	84,131.87	
				84,131.87
	1,898,000	1,021,768.14	2,919,768.14	2,919,768.14

BOND DEBT SERVICE

**Maverick County, Texas
Limited Tax Refunding Bonds, Taxable Series 2020A**

<i>Period Ending</i>	<i>Principal</i>	<i>Interest</i>	<i>Debt Service</i>	<i>Annual Debt Service</i>
03/01/2026	1,230,000	259,212.50	1,489,212.50	
09/01/2026		228,462.50	228,462.50	1,717,675.00
03/01/2027	1,290,000	228,462.50	1,518,462.50	
09/01/2027		196,212.50	196,212.50	1,714,675.00
03/01/2028	1,360,000	196,212.50	1,556,212.50	
09/01/2028		162,212.50	162,212.50	1,718,425.00
03/01/2029	1,435,000	162,212.50	1,597,212.50	
09/01/2029		126,337.50	126,337.50	1,723,550.00
03/01/2030	1,500,000	126,337.50	1,626,337.50	
09/01/2030		88,837.50	88,837.50	1,715,175.00
03/01/2031	1,560,000	88,837.50	1,648,837.50	
09/01/2031		68,713.50	68,713.50	1,717,551.00
03/01/2032	1,600,000	68,713.50	1,668,713.50	
09/01/2032		47,273.50	47,273.50	1,715,987.00
03/01/2033	1,645,000	47,273.50	1,692,273.50	
09/01/2033		24,408.00	24,408.00	1,716,681.50
03/01/2034	1,695,000	24,408.00	1,719,408.00	1,719,408.00
	13,315,000	2,144,127.50	15,459,127.50	15,459,127.50

BOND DEBT SERVICE

**Maverick County, Texas
Certificates of Obligation, Series 2020**

<i>Period Ending</i>	<i>Principal</i>	<i>Interest</i>	<i>Debt Service</i>	<i>Annual Debt Service</i>
03/01/2026	280,000	48,058.50	328,058.50	
09/01/2026		45,272.50	45,272.50	373,331.00
03/01/2027	285,000	45,272.50	330,272.50	
09/01/2027		42,436.75	42,436.75	372,709.25
03/01/2028	290,000	42,436.75	332,436.75	
09/01/2028		39,551.25	39,551.25	371,988.00
03/01/2029	295,000	39,551.25	334,551.25	
09/01/2029		36,616.00	36,616.00	371,167.25
03/01/2030	3,680,000	36,616.00	3,716,616.00	3,716,616.00
	4,830,000	375,811.50	5,205,811.50	5,205,811.50

BOND DEBT SERVICE

**Maverick County, Texas
Limited Tax Refunding Bonds, Taxable Series 2021**

<i>Period Ending</i>	<i>Principal</i>	<i>Interest</i>	<i>Debt Service</i>	<i>Annual Debt Service</i>
03/01/2026	55,000	5,201.25	60,201.25	
09/01/2026		4,599.00	4,599.00	64,800.25
03/01/2027	56,000	4,599.00	60,599.00	
09/01/2027		3,985.80	3,985.80	64,584.80
03/01/2028	57,000	3,985.80	60,985.80	
09/01/2028		3,361.65	3,361.65	64,347.45
03/01/2029	59,000	3,361.65	62,361.65	
09/01/2029		2,715.60	2,715.60	65,077.25
03/01/2030	60,000	2,715.60	62,715.60	
09/01/2030		2,058.60	2,058.60	64,774.20
03/01/2031	61,000	2,058.60	63,058.60	
09/01/2031		1,390.65	1,390.65	64,449.25
03/01/2032	63,000	1,390.65	64,390.65	
09/01/2032		700.80	700.80	65,091.45
03/01/2033	64,000	700.80	64,700.80	64,700.80
	475,000	42,825.45	517,825.45	517,825.45

BOND DEBT SERVICE**Maverick County, Texas
Certificates of Obligation, Series 2021**

<i>Period Ending</i>	<i>Principal</i>	<i>Interest</i>	<i>Debt Service</i>	<i>Annual Debt Service</i>
03/01/2026	385,000	44,226.00	429,226.00	
09/01/2026		40,587.75	40,587.75	469,813.75
03/01/2027	395,000	40,587.75	435,587.75	
09/01/2027		36,855.00	36,855.00	472,442.75
03/01/2028	400,000	36,855.00	436,855.00	
09/01/2028		33,075.00	33,075.00	469,930.00
03/01/2029	410,000	33,075.00	443,075.00	
09/01/2029		29,200.50	29,200.50	472,275.50
03/01/2030	415,000	29,200.50	444,200.50	
09/01/2030		25,278.75	25,278.75	469,479.25
03/01/2031	425,000	25,278.75	450,278.75	
09/01/2031		21,262.50	21,262.50	471,541.25
03/01/2032	435,000	21,262.50	456,262.50	
09/01/2032		17,151.75	17,151.75	473,414.25
03/01/2033	440,000	17,151.75	457,151.75	
09/01/2033		12,993.75	12,993.75	470,145.50
03/01/2034	450,000	12,993.75	462,993.75	
09/01/2034		8,741.25	8,741.25	471,735.00
03/01/2035	460,000	8,741.25	468,741.25	
09/01/2035		4,394.25	4,394.25	473,135.50
03/01/2036	465,000	4,394.25	469,394.25	469,394.25
	4,680,000	503,307.00	5,183,307.00	5,183,307.00

Changes

- 1 Updated revenues on proposed taxes from \$12,784,376 to \$13,294,676
- 2 Pg 88 - Airport fund transfer increased to \$645,000
- 3 Pg 140- Fund 463 Airport fund Transfer in increased to \$645,000
- 4 Pg 88 - Airport Mav. Co Allocation increased to \$339,780
- 5 Pg 58 - Transfer Out Airport increased to \$339,780
- 6 Pg 85 - Water Plant Sampling and Lab Fees increased to \$7,000
- 7 pg 156 Co. Judge Additional suppliment salary increased to \$31,500
- 8 pg 3 Revenues - State Judicial State Additional Payment Increased to \$31,500
- 9 pg 56 - Fire Proteccion EMS City of EP increase to \$1,315,956
- 10 Added Fund 462 - Auto Theft Task Force
- 11 Pg 168 - Added Employees for Auto Theft Task Force
- 12 Correction on OLS Budgeted Payperiod Notes from 3 payperiods to 3 months
- 13 Pg 58 Added Transfer out - Auto Theft and match increased to \$68,220
- 14 Auto Theft: Fund 462 increased line transfer inn to 68,220
- 15 Auto Theft Fund 462: included salary line item of Task commander to \$15,660 and Task Investigator to \$26,100, Fringes \$17,818, Mach & Equip to \$8,641
- 16 Pg 168 - Fund 457 Indigent Defence updated salary calculation to 4 months from 3
- 17 Pg 137 updated Fund 457. Indigent Defence Machinery and Equip \$5,000+ to \$5,000 and Operating Supplies to \$1,573
- 18 Pg 58 added Transfer Out - Indigent Defence with a match of \$34,000
- 19 Pg 138 increased transfer in on cyber security by \$17,437
- 20 PG 68 Added transfer out - Cyber Security to \$17,437
- 21 Pg 138 increased Machinery and Equip 0 - 4,999 to \$4,061 & LSE Maint Agreement to \$13,377
- 22 Pg 165 Fund 174 Adjusted salaries to amounts approved by comissioners' court(fund for 3 months)
- 23 Pg. 83 BPU revenue from \$808,133 to 0. and transfer in from \$0 to 140,882, operating supplies to 0, salaries reduced to \$142,744
- 24 Pg 58 increased on Fund 174 BPU transfer out. to \$140,882
- 25 Pg 165 Fund 389 LBSP Salaries decreased to 0
- 26 Pg 58 transfer out border star LBSP from \$21,842 to \$0,
- 27 Pg 5 Border Star LBSP revenue from \$0 to \$9,000
- 28 Pg 158 Dept 495 salary correction on assistant county auditor 1 to \$67,112, assistant county auditor 2 to \$38,615.85, assistant county auditor 3 to \$52,088.40
- 29 Pg 159 Dept 501 salary correction on Information Department to \$38,615 & \$35,026
- 30 Pg 19 Dept 450 cell phone line increased to \$540
- 31 Pg 25 Dept 462 corrected salaries oon part-salaries to \$34,974, overtime at \$0, and deputies to \$58,651
- 32 Pg 43 Dept 621 from \$64,975. position deleted du e to no longer being funded by City of Eagle Pass
33. Fund 293 Interest & Sinking Principal increased by \$8,000
- 34 Pg 56 added matching contribution on catalytic converter, indigent defence & auto theft fund
- 35 Catalytic converter transfer in to \$0 and general fund match increased to \$59,577.97
- 36 indigent defence transfer in reduced to \$0 and general fund match increased to \$34,000
- 37 Auto theft transfer inn reduced to \$0 and general match increased to \$68,220
- 38 Proposed tax rate changed to .378313
- 39 pg 57 property auto & equipment increased to \$718,266
- 40 Decreased Dept 561 New Employee Jailer to \$15.25 an hour.
- 41 Sheriff Deputy New Employee salary increase to \$20.05
- 42 Employee on 365th salary to \$2,298.50 per payperiod
- 43 increased R&B (F112) employee to \$22.75
- 44 Reduced the 2024-2025 Budget Amendment Revenues to \$0
- 45 Swart Increase to \$10,000
- 46 Dept 400 atterney fees increased to \$50,000
- 47 Insurance Claims increased to \$176,000
- 48 MRGDC increased to 13,000
- 49 R&B Oppering Supplies increased 200,000 from PCT1-PCT4
- 50 R&B Mach & Equip increased by \$152,802
- 51 Dept 510 - repairs and Maint increased to \$90,000
- 52 Dept 510 - Historical Renovation increased to \$30,000
- 53 created line item for Const. Pct 1 & 2 K-9 Op. Supplies with a budget of \$3,000 each

54 Co. Attorney Secretary increased Budget to \$15.25/hr
 55 Fund Def. Balance increased by \$257,881
 56 Dept 820-002 changed from Vector Control to Animal Control
 57 Created Dept from General Fund " COUNTY COURT OF LAW"
 58 Fund 339 Estimated surplus decreased to \$1,048,557.48
 59 Fund 339 Sul Ross street improvments decreased to \$100,000
 60 Fund 339 property acquisition increased to \$205,186
 61 Fund 339 Repairs & Maint. Decreased to \$171,000
 62 Fund 339 Land Acquisition decreased to 95,430
 63 Fund 339 created line of Improvements Pct 1 - Pct 4 with a beginning budget balance of \$35,000 on Pct 1 improvements
 64 Fund 339 Construction Pct 1 increased to \$59,932
 65 Fund 339 Construction Pct 2 decreased to \$0
 66 Fund 339 Construction Pct 3 Decreased to \$98,448
 67 Fund 339 Construction Pct 4 decreased to \$147,308
 68 Created County Court of Law on proposed salaries for Judge, Clerk & Court Cord.
 69 Decreased Nutrition Center Surplus to \$111,074
 70 Updated longevity as of 9/22/2025
 71 Dept 690 Utility VAR reduced to \$0
 72 Dept 684 Phone Line increased phone to \$10,806 & water increased to \$14,759
 73 Fund 200 Surplus reduced to \$399,294.10
 74 updated begining fund balance per audit.
 75 Revenue Surplus reduced to \$3,795,752.97
 76 OLS Transfer out on Dept 700 reduced to \$0
 77 Fund 454 Transfer in from General reduced to \$0
 78 General Fund Deficit updated to \$243,169
 79 Corrected Pg.64 820 Code Enforcement Salaries.
 80 Voter Registration increased postage to 10,000
 81 Dept 661 Removed Lopetegi Park
 82 Dept 684 adding 10,000 for EOC
 83 Dept 684 Cellphones reduced to \$0
 84 Dept 820 Planing Increased Engeneering Service to \$70000
 85 Fund 180 operating supplies reduced to \$200,000
 86 Dept 820-002 increased construction to \$100,000
 87 Fund 112 R&B fuel & oil reduced to \$205,000
 88 Dept 684 created line veh. Fuel and oil with a budget of \$10,000
 89 Dept 700 transfer out R&B reduced to \$2,725,766.43
 90 Created Code Enforcer Position on Dept 820-004 at \$45,000/year
 91 Fund 112 R&B operating supplies for materials for all PCT1-4 \$200,000 even
 92 Fund 112 created part time mechanic (sheriff) position at 15.25/hr.
 93 Fund 454 added Court Cord. Salary with a budget of \$15,000
 94 Created part time postion for JP 1 & JP3-1 Clerk with \$15,921 each
 95 Fund 112 eliminated laborer and put into Dept 510
 96 Dept 499 professional services reduced to \$0
 97 Dept 497 Op. Supplies increasd to \$12,000
 98 Dept 820 Planning improvements increased to \$100,000
 99 Motor Veh. Sales Tax Revenu Proposed increased to \$340,000 and proforma to \$343,537
 100 Transfer in sold waste revenue proforma increased to \$78,048