

MAVERICK COUNTY, TEXAS



MONTHLY REVENUE AND EXPENDITURE FINAL REPORTS (Unaudited and Unadjusted) (NOT GASB COMPLIANT)

JULY 31, 2016

FILED
AT 4:25 O'CLOCK P.M.

AUG 22 2016

SARA MONTEMAYOR
County Clerk Maverick County, Texas
By *[Signature]* Deputy

TABLE OF CONTENTS

Page No.

Cover Letter1

Monthly Executive Summary2

Debt Statement..... 3-4

Recap of General Fund and Road and Bridge Revenue YTD(Receipts) Pie Chart5

Recap of General Fund and Road and Bridge Revenue YTD(Receipts) Bar Chart.....6

Recap of General Fund and Road and Bridge Expenditures YTD(Disbursements)Pie Chart...7

Recap of General Fund and Road and Bridge Expenditures YTD(Disbursements)Bar Chart..8

Schedule of County Receipts(Revenue) and Disbursements(Expenditures) in order by fund:

 Fund 100 - General Fund (Report pages 1-13)

 Fund 110 - Nutrition Fund (Report pages 13)

 Fund 112 - Road and Bridge Fund (Report pages 13-15)



Sandra Watkins
Maverick County Auditor
coauditor@co.maverick.tx.us

370 N. Monroe St, Suite 1
Eagle Pass, TX 78852
(830) 773-3708
(830) 773-4749 fax

August 22, 2016

Honorable District Judges of the 293rd and 365th District Courts and
Honorable Members of the Maverick County Commissioners Court:

The **unaudited and unadjusted(Not GASB) Final** Monthly General Ledger Report of Revenues and Expenditures of Maverick County, Texas for the month ending July 31, 2016. This report was submitted as required by Section 114.024 and 114.025 of the Texas Local Government Code and was prepared by the County Auditor's Office Staff and also contains information from other county offices. These reports are simply a printout generated from Maverick County's records.

From month to month the report may change content in order to provide new or additional information.

All information represents certain financial data that is required by state statute-none of them have been audited or adjusted to be in compliance with generally accepted accounting principles or the governmental accounting standards board. There are no assurances being made.

Please review this report should you have any questions concerning any information herein please contact me.

Respectfully,

Sandra Watkins
County Auditor



Sandra Watkins

Maverick County Auditor
coauditor@co.maverick.tx.us

370 N. Monroe St, Suite 1

Eagle Pass, TX 78852
(830) 773-3708

MONTHLY EXECUTIVE SUMMARY

Final (Unadjusted)(Unaudited)(No assurances)(Not GASB)

General Fund –

The total revenue for the month was \$ 590,120 which represents 4 % of the budget. The expenditures were \$ 1,046,146 which represents 7 %. The total net loss for the month is **(\$ 456,025)**.

The total revenue year to date was \$ 11,203,533 which represents 78 % of the budget. The expenditures year to date were \$ 11,450,926 which represents 80 %. The total net loss for the year is **(\$ 247,393)**. Please note that the majority of the income is received at the beginning of the year in property tax revenue. So, for the rest of the year expenditures will be more than the revenue.

***Revenue:** Prisoner care line item is UNDER budget for the year \$ 1,710,688. It is anticipated for the monthly revenue to increase as the County receives paying prisoners back into the jail. The budget is based on collecting 100 % of the revenue budgeted. In other words- there must be a corresponding reduction in the budget NOW by the same amount of expenditures. The budget officer MUST take action now.

***Expenditures:** There has been additional transfers to the self-insurance fund in the amount of \$ 773,306.

****The County is going to issue a Tax Exempt Note in August in the amount of \$ 1.3 million to ensure that sufficient funds are available.**

Road and Bridge-

The total revenue for the month was \$ 72,112 which represents 2 % of the budget. The expenditures were \$ 257,118 which represented 8 %. The total net loss for the month was **(\$ 185,006)**.

The total revenue year to date was \$ 3,183,390 which represents 97 % of the budget. The expenditures year to date were \$ 2,438,310 which represents 74 %. The total net income for the year is \$ 745,080.

If expenditures and revenue are consistent for the rest of the year estimated that the Road and Bridge Fund make it until the end of the year with excess revenue.

County Debt –2016 Tan debt payment in the amount of \$ 11,275 was made in January 2016. Total Interest, principal and fees in the amount of \$ 3,206,959 paid in February 2016. 2015 Tan was paid off on June 30, 2016 in the amount of \$817,200. September 2016 will be made from the Debt Service Fund which accumulates interest and sinking taxes during the year. March 31, 2016 Bonds were reissued in the amount of \$ 18,690,000 to pay off old 2009 obligations and pay the cost of the issuance of selling the bonds.

MAVERICK COUNTY, TEXAS

DEBT (Exclusive of Leases and Compensated Absences)

Dates As Indicated

These schedules do not reflect any interest expense until actually paid.
Not audited or adjusted.

Original Issue Amount	Date of Issue	Final Date	Interest Rate	Paying Agent	Paying Agent Account No.	Balance 10/1/2015	Addition	Payment	Balance 7/31/2016	Interest not Shown until Paid	Penalty	Fees
\$ 5,000,000	2020	2020	2.0-5.0%	Wells Fargo	MAVE1104CLTR	\$ 2,980,000	\$ -	\$ (305,000)	\$ 2,675,000	\$ 74,500	\$ -	\$ 400
18,690,000.00	3/31/2016	3/30/2034	7%	Present Hollow Capital		-			18,690,000			
\$ 5,000,000	10/27/2009	3/1/2034	8.75%	Wells Fargo	MAVE090LTR	4,905,000	-	(4,905,000)	-	289,261	-	300
\$ 13,960,000	10/27/2009	3/1/2034	8.75%	Wells Fargo	MAVE090LTR	13,690,000	-	(13,690,000)	-	807,304	-	600
						\$ 21,575,000	\$ -	\$ (18,900,000)	\$ 21,365,000	\$ 1,171,065	\$ -	\$ 1,300
\$ 800,000	9/17/2015	1/1/2016-7/1/2016	4.30%	Bank of Texas		\$ 800,000		\$ (800,000)	-	\$ 28,476	\$ -	\$ -
\$ 5,805,000	12/28/2011	3/1/2013-2016	6.00%	BOKF (dba Bank of Texas)	MAVE1211BTN	940,000	-	(940,000)	-	28,200	11,384	200
\$ 3,090,000	5/20/2013	3/1/2020	8.00%	BOKF (dba Bank of Texas)	MAVE131TN	2,575,000	-	(515,000)	2,060,000	103,000	15,593	550
						\$ 4,315,000	\$ -	\$ (2,255,000)	\$ 2,060,000	\$ 159,676	\$ 26,977	\$ 750
						\$ 25,890,000	\$ -	\$ (21,155,000)	\$ 23,425,000	\$ 1,330,740	\$ 26,977	\$ 2,050
\$ 42,875,000	2007	2029	6.25%-9%	U S Bank		\$ 36,975,000	\$ -	\$ -	\$ 36,975,000			

Certificates of Obligations: (Collateral - Full Faith and Credit of County)

Limited Tax and Revenue Certificates of Obligations Series 2004

Limited Tax and Revenue Refunding Bonds, Series 2016

Limited Tax and Revenue Certificates of Obligations Series 2009 (Maverick Cnty Tax Notes Ser 2009)

Limited Tax and Revenue Refunding Bonds, Series 2009A (Maverick Cnty Tax Notes Ser 2009)

Tax Notes:

Series 2015

Series 2011B

Series 2013

Information Only.

MCDPCFC Debt (Not General Fund Debt) Information only.
Revenue Bonds Series 2007A-1 & A-2 (Collateral is Revenue) (Public Facilities Corporation, a Not-For-Profit Entity)

**Currently do not have updated information regarding the PFC Debt. This is based on the prior financial information.

MAVERICK COUNTY, TEXAS
SCHEDULE OF COUNTY DEBT REQUIREMENTS
DATES AS INDICATED

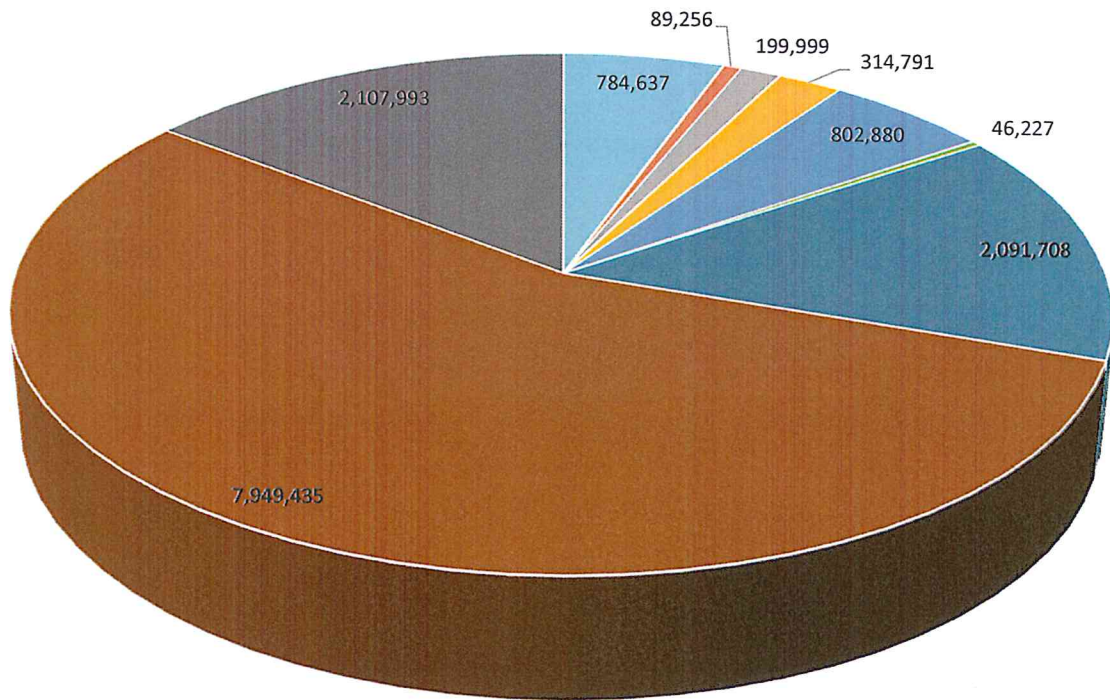
Unaudited - Unadjusted.

Year Ending Sept 30	Series 2004			Series 2009			Series 2009A			Series 2016			Certificates of Obligations & Refunding Bonds		
	Limited Tax and Revenue			Limited Tax and Revenue			Limited Tax and Revenue			Limited Tax and Revenue			Total		
	Principal	Interest	Total	Principal	Interest	Total	Principal	Interest	Total	Principal	Interest	Total	Principal	Interest	Total
2016		66,875	66,875					548,759	548,759		615,634	615,634			
2017	620,000	118,250	738,250				1,308,300	1,308,300	1,308,300	620,000	1,426,550	2,046,550			
2018	650,000	86,500	736,500				1,308,300	1,308,300	1,308,300	650,000	1,394,800	2,044,800			
2019	685,000	53,125	738,125				655,000	1,285,375	1,940,375	1,340,000	1,338,500	2,678,500			
2020	720,000	18,000	738,000				705,000	1,237,775	1,942,775	1,425,000	1,255,775	2,680,775			
2021							760,000	1,186,500	1,946,500	760,000	1,186,500	1,946,500			
2022							815,000	1,131,375	1,946,375	815,000	1,131,375	1,946,375			
2023							870,000	1,072,400	1,942,400	870,000	1,072,400	1,942,400			
2024							930,000	1,009,400	1,939,400	930,000	1,009,400	1,939,400			
2025							1,000,000	941,850	1,941,850	1,000,000	941,850	1,941,850			
2026							1,070,000	869,400	1,939,400	1,070,000	869,400	1,939,400			
2027							1,145,000	791,875	1,936,875	1,145,000	791,875	1,936,875			
2028							1,230,000	708,750	1,938,750	1,230,000	708,750	1,938,750			
2029							1,325,000	619,325	1,944,325	1,325,000	619,325	1,944,325			
2030							1,415,000	523,425	1,938,425	1,415,000	523,425	1,938,425			
2031							1,520,000	420,700	1,940,700	1,520,000	420,700	1,940,700			
2032							1,630,000	310,450	1,940,450	1,630,000	310,450	1,940,450			
2033							1,745,000	192,325	1,937,325	1,745,000	192,325	1,937,325			
2034							1,875,000	65,625	1,940,625	1,875,000	65,625	1,940,625			
	\$ 2,675,000	\$ 342,750	\$ 3,017,750				\$ 18,690,000	\$ 15,531,909	\$ 34,221,909	\$ 21,365,000	\$ 15,874,659	\$ 37,239,659			

Year Ending Sept 30	Series 2015 Tax Notes			Series 2018 Tax Notes			Series 2013 Tax Notes			Total Tax Notes		
	Principal	Interest	Total	Principal	Interest	Total	Principal	Interest	Total	Principal	Interest	Total
	2014	\$ -	\$ -	\$ -	\$ -	\$ -	\$ -	\$ -	\$ -	\$ -	\$ -	\$ -
2015												
2016								82,400	82,400		82,400	82,400
2017								144,200	144,200	515,000	144,200	659,200
2018								103,000	103,000	515,000	103,000	618,000
2019								61,800	61,800	515,000	61,800	576,800
2020								20,600	20,600	515,000	20,600	535,600
	\$ -	\$ -	\$ -	\$ -	\$ -	\$ -	\$ 2,060,000	\$ 412,000	\$ 2,472,000	\$ 2,060,000	\$ 412,000	\$ 2,472,000

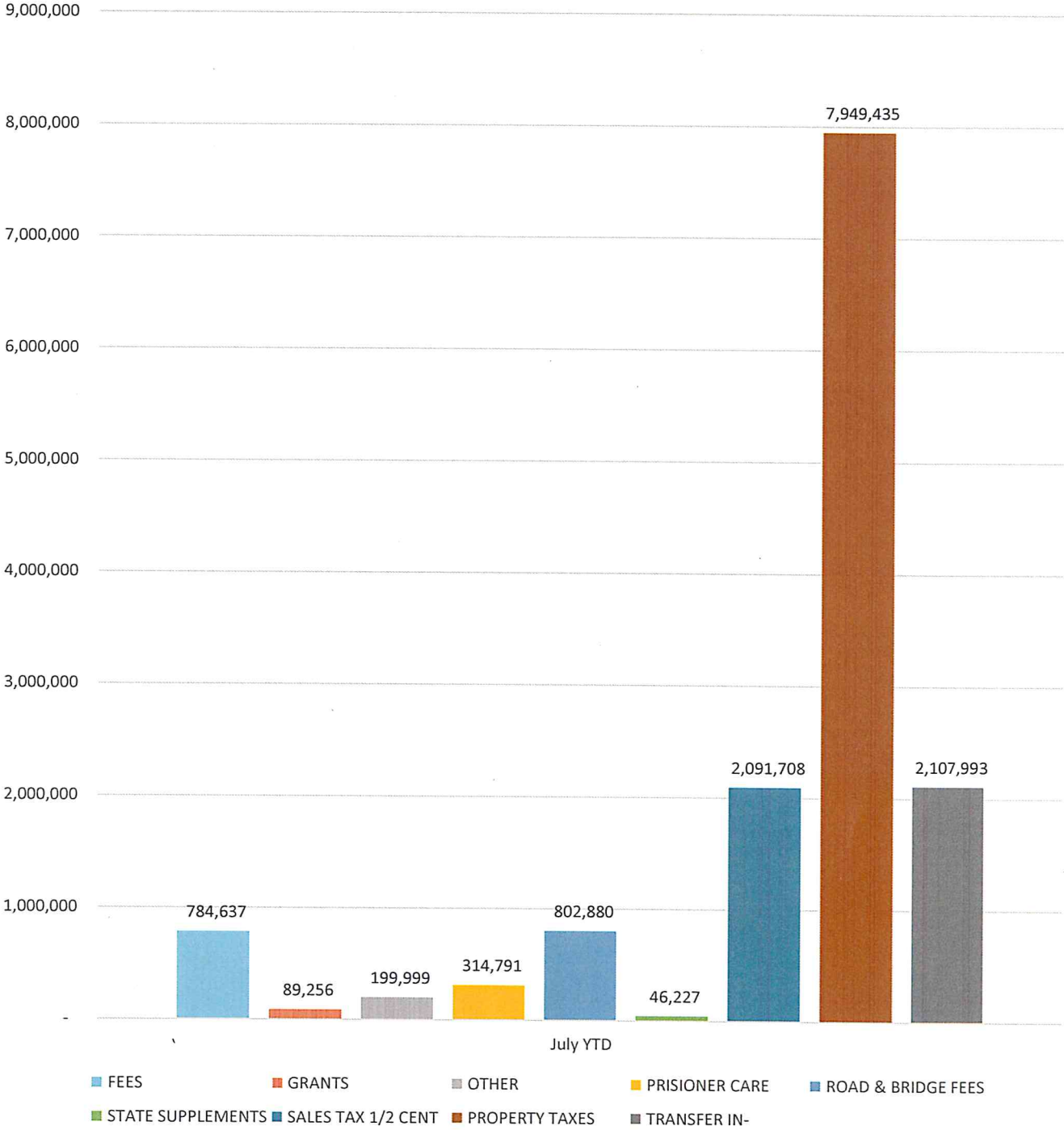
**Higher Interest if audit not done timely.

July Revenues YTD

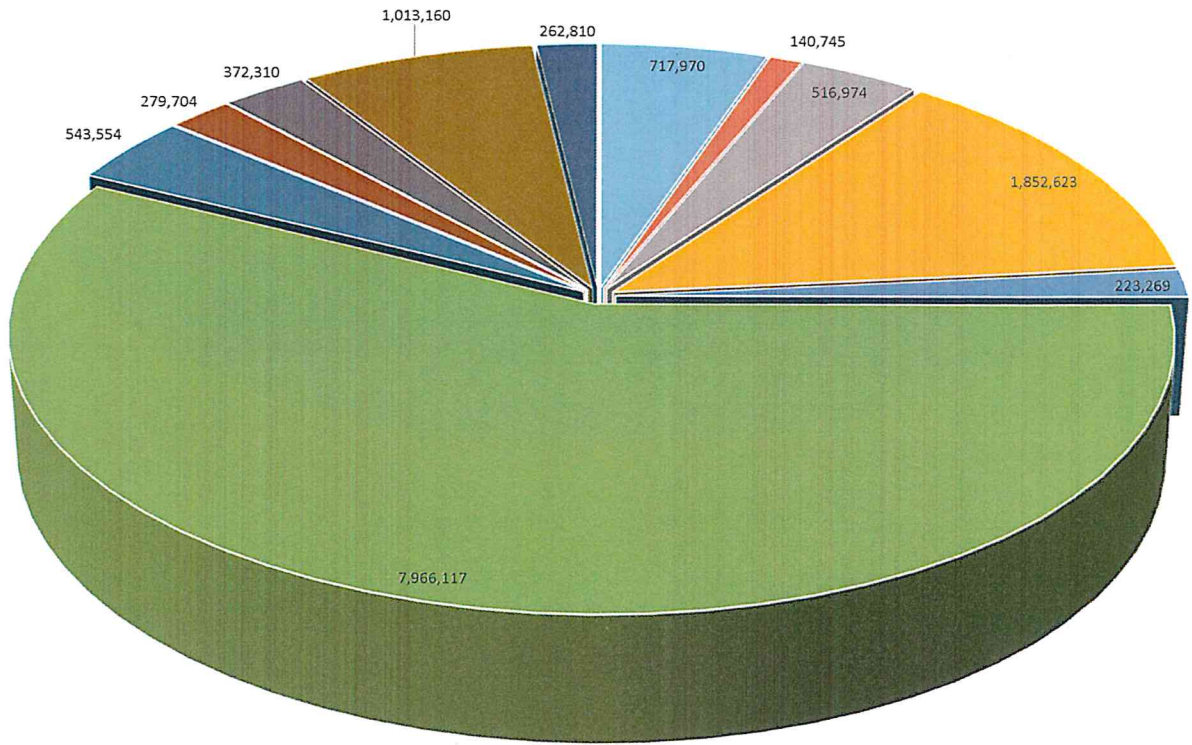


- FEES
 - GRANTS
 - OTHER
 - PRISONER CARE
 - ROAD & BRIDGE FEES
-
- STATE SUPPLEMENTS
 - SALES TAX 1/2 CENT
 - PROPERTY TAXES
 - TRANSFER IN-

JULY YTD REVENUES

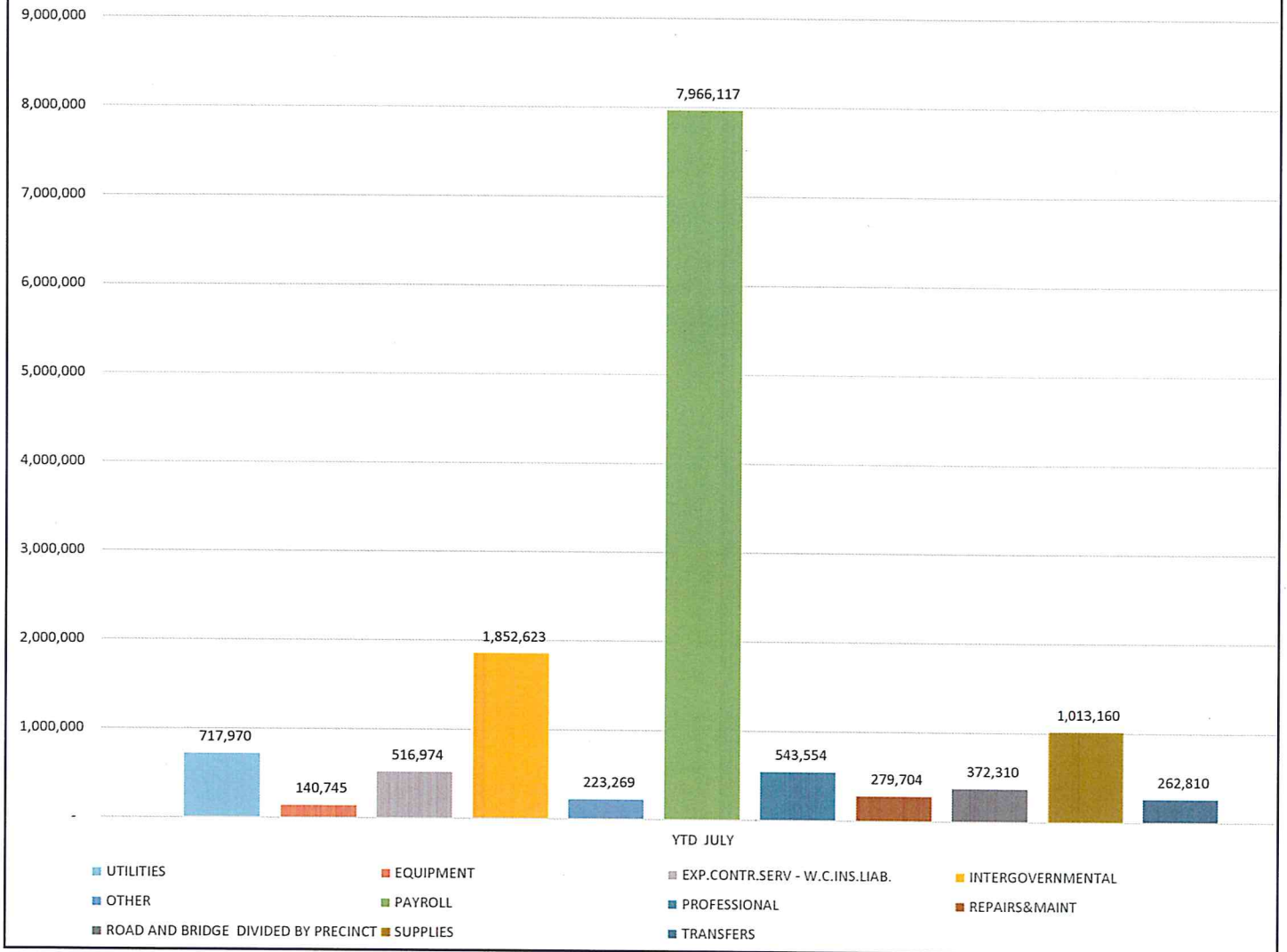


YTD JULY EXPENDITURES



- UTILITIES
- EQUIPMENT
- EXP. CONTR. SERV - W.C. INS. LIAB.
- INTERGOVERNMENTAL
- OTHER
- PAYROLL
- PROFESSIONAL
- REPAIRS & MAINT
- ROAD AND BRIDGE DIVIDED BY PRECINCT
- SUPPLIES
- TRANSFERS

July YTD Expenditures



Account	Description	Original Budget	Current Budget	Monthly ACTUAL	YTD ACTUAL	Last Year YTD	YTD Exp + Enc	Unencumbrance Balance	Remaining Dollars	
July 2016										
Unaudited Unadjusted									0.16666667	
									83 % Used	
									17 % Remain	
Department number:									10 MONTHS	
Program number:										
GENERAL FUND	300 REV.									
100-01100-300	CURRENT YEAR M&O	(5,116,066)	(5,116,066)	(30,403)	(5,284,631)	(5,100,490)	(5,284,631)	168,565	(0.03)	EXCESS
100-01200-300	DELINQUENT M&O	(250,000)	(250,000)	(13,208)	(225,271)	(214,276)	(225,271)	(24,729)	0.10	EXCESS
100-01300-300	CURRENT YR PENALTY & INTEREST	(100,000)	(100,000)	(4,311)	(61,811)	(54,170)	(61,811)	(38,189)	0.38	SHORT
100-01301-300	DELINQUENT PENALTY & INTEREST	-	-	(5,793)	(86,355)	(81,102)	(86,355)	86,355		
100-01350-300	CURRENT YR DISCOUNT	80,000	80,000	-	93,603	93,875	93,603	(13,603)	(0.17)	EXCESS
100-01351-300	DELINQUENT DISCOUNTS	-	-	-	-	-	-	-		
100-01500-300	COLLECTORS FEES	(13,500)	(13,500)	(1,093)	(4,459)	(18,589)	(4,459)	(9,041)	0.67	SHORT
100-02010-300	SALES TAX 1/2 CENT	(2,550,000)	(2,550,000)	(197,478)	(2,091,708)	(2,191,061)	(2,091,708)	(458,292)	0.18	SHORT
100-02020-300	ALCOHOLIC BEVERAGES	(3,000)	(3,000)	-	-	(472)	-	(3,000)	1.00	SHORT
100-02030-300	BEER LICENSES	(150)	(150)	-	(100)	(130)	(100)	(50)	0.33	SHORT
100-02070-300	TAX CERTIFICATES	-	-	(180)	(2,520)	(3,770)	(2,520)	2,520		
100-02110-300	MARRIAGE LICENSES	(15,000)	(15,000)	3,630	(463)	(15,657)	(463)	(14,537)	0.97	SHORT
100-02130-300	MIXED BEVERAGE TAX	(35,000)	(35,000)	(7,831)	(35,532)	(42,770)	(35,532)	532	(0.02)	EXCESS
100-03060-300	COMMISSIONS	-	-	(64)	(602)	(15,067)	(602)	602		
100-03122-300	HIDTA - REIMBURSEMENT CITY EP	(52,958)	(52,958)	-	(17,808)	(37,305)	(17,808)	(35,150)	0.66	SHORT
100-03123-300	ICE REIMBURSEMENT	(5,000)	(5,000)	-	-	-	-	(5,000)	1.00	SHORT
100-03124-300	VIOLENCE AGAINST WOMEN REIM.	(20,971)	(20,971)	-	(10,748)	-	(10,748)	(10,223)	0.49	SHORT
100-03125-300	PASSPORT REVENUE	(22,500)	(22,500)	-	-	-	-	(22,500)	1.00	SHORT
100-03126-300	LBSB 2014 (REV FY 2015)	-	-	-	(28,836)	-	(28,836)	28,836		
100-03159-300	RENTAL REVENUE-FAIRGROUNDS	-	-	-	(500)	(1,000)	(500)	500		
100-03160-300	OTHER	(60,000)	(60,000)	(9,587)	(158,142)	(77,006)	(158,142)	98,142	(1.64)	EXCESS
100-03320-300	DONATIONS	(200)	(200)	-	-	-	-	(200)	1.00	SHORT
100-03321-300	CHAPTER 19	-	(5,132)	(2,744)	(2,744)	-	(2,744)	(2,388)	0.47	SHORT
100-04005-300	STATE JUD/COJUDGE	(25,200)	(25,200)	-	(20,150)	(14,970)	(20,150)	(5,050)	0.20	SHORT
100-04008-300	STATE JUD/CO.ATTY.	(20,833)	(20,833)	-	(23,333)	-	(23,333)	2,500	(0.12)	EXCESS
100-04020-300	VOTER REGISTRATION	(12,000)	(12,000)	-	-	-	-	(12,000)	1.00	SHORT
100-04030-300	INDIGENT DEF.FUND	(30,000)	(30,000)	-	(31,864)	(32,691)	(31,864)	1,864	(0.06)	EXCESS
100-06002-300	TRAFFIC VIOLATIONS	(30,000)	(30,000)	-	-	-	-	(30,000)	1.00	SHORT
100-06005-300	DIST. COURT COST & FINES	(40,000)	(40,000)	-	(2,316)	(7,833)	(2,316)	(37,684)	0.94	SHORT
100-06020-300	COUNTY COURT COSTS & FINES	(30,000)	(30,000)	-	(13,005)	(4,622)	(13,005)	(16,995)	0.57	SHORT
100-06060-300	CHILD SUPPORT PROC. FEES	(10,000)	(10,000)	(210)	(2,160)	(3,323)	(2,160)	(7,840)	0.78	SHORT
100-06070-300	REVENUES CONSTABLE FEES	-	-	(600)	(600)	-	(600)	600		
100-06080-300	J.P. PCT.#1	(30,000)	(30,000)	-	(14,533)	(24,521)	(14,533)	(15,467)	0.52	SHORT
100-06100-300	J.P. PCT.#2	(90,000)	(90,000)	-	(64,013)	(73,798)	(64,013)	(25,987)	0.29	SHORT
100-06120-300	J.P. PCT.#3 PL.#1	(30,000)	(30,000)	-	(23,378)	(24,394)	(23,378)	(6,622)	0.22	SHORT
100-06140-300	JP#3 PL.2	(7,000)	(7,000)	-	(9,018)	(5,858)	(9,018)	2,018	(0.29)	EXCESS
100-06160-300	J.P. PCT.#4	(90,000)	(90,000)	-	(38,302)	(66,129)	(38,302)	(51,698)	0.57	SHORT
100-06190-300	JURY FUND	(10,000)	(10,000)	(80)	(17,715)	(7,125)	(17,715)	7,715	(0.77)	EXCESS
100-06192-300	REIMB INDIGENT ATTY FEES	-	-	(50)	(3,231)	-	(3,231)	3,231		
100-06220-300	COUNTY ATTORNEY FEES	(5,000)	(5,000)	(250)	(3,103)	-	(3,103)	(1,897)	0.38	SHORT
100-06300-300	DEFENSIVE DRIVING COURSE	(500)	(500)	-	-	-	-	(500)	1.00	SHORT
100-07005-300	COUNTY SHERIFF	(55,000)	(55,000)	(5,117)	(50,714)	(55,503)	(50,714)	(4,286)	0.08	EXCESS
100-07020-300	COUNTY CLERK	(300,000)	(300,000)	(29,988)	(278,790)	(285,225)	(278,790)	(21,210)	0.07	EXCESS
100-07040-300	DISTRICT CLERK	(125,000)	(125,000)	(8,331)	(155,892)	(107,685)	(155,892)	30,892	(0.25)	EXCESS
100-08010-300	RENTS	(50,000)	(50,000)	(4,610)	(51,450)	(45,545)	(51,450)	1,450	(0.03)	EXCESS
100-08020-300	INTEREST EARNED	(15,000)	(15,000)	(10)	(896)	(11,423)	(896)	(14,104)	0.94	SHORT
100-08060-300	ROYALTIES	(44,000)	(44,000)	(1,268)	(16,304)	(28,279)	(16,304)	(27,696)	0.63	SHORT
100-08270-300	TRANS OUT	-	-	-	-	-	-	-		
100-08271-300	TRANSFER-IN-INTERFUND	-	(61,005)	(17,677)	(61,005)	(9,565)	(61,005)	-	-	EXCESS
100-08272-300	TRANS IN	-	(210,000)	(210,000)	(210,000)	-	(210,000)	-	-	EXCESS
100-08275-300	TRANS IN - LANDFILL/DEFICIT RE	(2,045,164)	(2,045,164)	(66,523)	(1,799,374)	(1,334,981)	(1,799,374)	(245,790)	0.12	EXCESS
100-08276-300	TRANSFER IN-SOLIDWASTE ACCOUNT	(64,132)	(64,132)	-	(37,614)	(35,281)	(37,614)	(26,518)	0.41	SHORT
100-09510-300	PRISONER CARE	(2,700,640)	(2,700,640)	26,979	(314,791)	(557,876)	(314,791)	(2,385,849)	0.88	SHORT
GENERAL FUND	REVENUES	(14,023,814)	(14,299,951)	(586,797)	(11,162,178)	(10,495,617)	(11,162,178)	(3,137,773)	0.22	SHORT
Department number:	310 MISC.REVENUES									
Program number:										
100-03140-310	RESTITUTIONS	-	-	-	(7,287)	(1,757)	(7,287)	7,287		
100-03141-310	EXCESS TAN ISSUANCE COST	-	-	-	(3,557)	-	(3,557)	3,557		
100-03160-310	OTHER	-	-	-	20	20	20	(20)		
100-03170-310	INSURANCE PROCEEDS	(11,000)	(26,467)	(3,325)	(30,528)	(21,015)	(30,528)	4,061	(0.15)	EXCESS
100-03180-310	OVERAGE & SHORTAGE	-	-	-	(5)	3	(5)	5		EXCESS
GENERAL FUND	MISCELLANEOUS REVENUES	(11,000)	(26,467)	(3,325)	(41,357)	(22,769)	(41,357)	14,890	(0.56)	EXCESS
GENERAL FUND	TOTAL REVENUES	(14,034,814)	(14,326,418)	(590,122)	(11,203,535)	(10,518,386)	(11,203,535)	(3,122,883)	0.22	SHORT
Department number:	400 C.JUDGE&COMM									
Program number:										
100-00000-400	CONTINGENCIES	50,000	47,408	-	47,408	7,600	47,408	-	-	Over
100-01010-400	C.JUDGE&COMM - ELEC.OFFCL.	50,000	50,000	3,817	39,695	40,192	39,695	10,305	0.21	ok
100-01015-400	C.JUDGE&COMM - ADD.ST.SUPPL.	25,200	25,200	1,554	21,315	12,539	21,315	3,885	0.15	Over

Account	Description	Original	Current	Monthly	YTD	Last Year	YTD	Unencumbr	Remaining	
July 2016		Budget	Budget	ACTUAL	ACTUAL	YTD	Exp + Enc	Balance	Dollars	
Unaudited Unadjusted										
									0.1666667	
									83 % Used	
									17 % Remain	
Department number:									10 MONTHS	
Program number:										
100-01020-400	C.JUDGE&COMM - CO.COMM.	100,048	100,048	7,637	79,427	80,424	79,427	20,621	0.21	ok
100-01050-400	C.JUDGE&COMM - SECRIT.	24,711	25,169	1,886	20,081	29,443	20,081	5,088	0.20	ok
100-01060-400	C.JUDGE&COMM - TEMP.EXT.HLP	-	20,979	1,907	15,344	968	15,344	5,635	0.27	ok
100-01110-400	C.JUDGE&COMM - ASSIST.	28,902	33,272	2,595	26,264	24,238	26,264	7,008	0.21	ok
100-01114-400	C.JUDGE&COMM - HR DIRECTOR	47,123	47,123	3,597	37,410	37,226	37,410	9,713	0.21	ok
100-01115-400	HR SECRETARY	22,380	22,592	1,715	17,946	-	17,946	4,646	0.21	ok
100-02010-400	C.JUDGE&COMM - TEC	8,677	902	-	857	105	857	45	0.05	Over
100-02020-400	C.JUDGE&COMM - SSI	25,882	28,770	2,137	22,225	19,655	22,225	6,545	0.23	ok
100-02030-400	C.JUDGE&COMM - INS.	52,920	50,269	4,060	38,821	37,657	38,821	11,448	0.23	ok
100-02040-400	C.JUDGE&COMM - RET.	26,716	33,498	2,489	25,916	23,610	25,916	7,582	0.23	ok
100-02050-400	C.JUDGE&COMM - W/C	6,402	2,711	202	2,038	1,364	2,038	673	0.25	ok
100-02051-400	C.JUDGE&COMM - LONGEVITY	810	810	-	810	-	810	-	-	Over
100-02060-400	C.JUDGE&COMM - CAR ALLOW.	33,156	33,156	2,763	27,630	27,354	27,630	5,526	0.17	ok
100-02065-400	C.JUDGE&COMM - CELL PHONE ALLW	6,000	6,000	500	5,000	4,950	5,000	1,000	0.17	ok
100-03100-400	C.JUDGE&COMM - STATION	1,500	1,000	184	184	1,535	184	816	0.82	ok
100-03110-400	C.JUDGE&COMM - POSTAGE	600	600	11	798	932	798	(198)	(0.33)	Over
100-03120-400	OPER.SUPP.	5,000	5,800	-	3,692	4,767	5,037	763	0.13	Over
100-04120-400	C.JUDGE&COMM - PROF.SERV.	60,000	60,000	4,000	59,975	30,411	59,975	25	0.00	Over
100-04122-400	ATTORNEY FEES PROF SERVICE	140,000	130,000	11,861	112,638	74,512	112,638	17,362	0.13	Over
100-04222-400	C.JUDGE&COMM - PHONE/INTERNET	4,700	5,900	-	4,158	4,553	4,158	1,742	0.30	ok
100-04224-400	C.JUDGE&COMM - ELECTRICITY	5,500	5,500	565	4,061	4,755	4,061	1,439	0.26	ok
100-04264-400	C.JUDGE&COMM - MILEAGE	13,326	13,182	941	7,071	12,764	7,254	5,928	0.45	ok
100-04810-400	C.JUDGE&COMM - DUES	500	3,904	-	2,804	-	2,804	1,100	0.28	ok
100-06100-400	C.JUDGE&COMM-MACH&EQUIP 5000+	9,746	18,941	911	11,312	9,749	11,856	7,085	0.37	ok
	COUNTY JUDGE	749,799	772,734	55,332	634,880	491,303	636,952	135,782	0.18	ok
Department number:	403 CO.CLK									
Program number:										
100-01010-403	CO.CLK - ELEC.OFFCL.	50,000	50,000	3,817	39,695	40,192	39,695	10,305	0.21	ok
100-01040-403	CO.CLK - DEPUTIES	80,368	80,368	6,163	62,244	62,778	62,244	18,124	0.23	ok
100-02010-403	CO.CLK - TEC	3,813	913	16	687	119	687	226	0.25	ok
100-02020-403	CO.CLK - SSI	10,056	9,656	740	7,631	7,660	7,631	2,025	0.21	ok
100-02030-403	CO.CLK - INS.	29,400	31,525	2,538	24,665	27,141	24,665	6,860	0.22	ok
100-02040-403	CO.CLK - RET.	11,739	11,619	888	9,175	9,443	9,175	2,444	0.21	ok
100-02050-403	CO.CLK - W/C	2,813	323	25	251	233	251	72	0.22	ok
100-02051-403	CO.CLK - LONGEVITY	1,085	1,085	-	1,085	-	1,085	-	-	Over
100-03100-403	CO.CLK - STATION	2,500	2,000	-	1,462	1,957	1,567	433	0.22	ok
100-03110-403	CO.CLK - POSTAGE	2,500	2,500	153	1,559	1,506	1,559	941	0.38	ok
100-03120-403	CO.CLK - OPER.SUPP.	9,000	13,775	64	8,866	7,423	9,802	3,973	0.29	ok
100-04222-403	CO.CLK - PHONE	2,000	2,000	122	1,178	1,383	1,178	822	0.41	ok
100-04264-403	CO.CLK - MILEAGE	7,500	5,500	-	3,093	4,913	3,093	2,407	0.44	ok
100-04810-403	CO.CLK - DUES	100	125	-	125	-	125	-	-	Over
	COUNTY CLERK	212,874	211,389	14,526	161,716	164,748	162,757	48,632	0.23	ok
Department number:	405 VETERAN									
Program number:										
100-01070-405	VETERAN - APPOINT OFFCL.	30,380	30,380	2,319	24,118	24,057	24,118	6,262	0.21	ok
100-02010-405	VETERAN - TEC	890	200	-	171	9	171	29	0.15	Over
100-02020-405	VETERAN - SSI	2,349	2,349	177	1,870	1,840	1,870	479	0.20	ok
100-02030-405	VETERAN - INS.	5,880	6,649	508	5,278	5,872	5,278	1,371	0.21	ok
100-02040-405	VETERAN - RET.	2,742	2,742	206	2,177	2,206	2,177	565	0.21	ok
100-02050-405	VETERAN - W/C	657	77	6	60	54	60	17	0.22	ok
100-02051-405	VETERAN - LONGEVITY	325	325	-	325	-	325	-	-	Over
100-03100-405	VETERAN - STATION	100	100	-	-	-	-	100	1.00	ok
100-03120-405	VETERAN - OPER.SUPP.	300	300	-	-	-	-	300	1.00	ok
100-04222-405	VETERAN - PHONE / INTERNET	800	800	30	273	308	273	527	0.66	ok
100-04264-405	VETERAN - MILEAGE	11,000	2,731	-	465	7,099	465	2,266	0.83	ok
	VETERANS	55,423	46,653	3,246	34,737	41,445	34,737	11,916	0.26	ok
Department number:	406 293RD DIST.									
Program number:										
100-01010-406	293RD DIST. - ELEC.OFFCL.	9,300	9,300	710	7,383	7,476	7,383	1,917	0.21	ok
100-01060-406	293RD DIST. - TEMP EXT. HELP	-	-	-	-	-	-	-	-	Over
100-02020-406	293RD DIST. - ASSISTANT	-	-	-	-	-	-	-	-	Over
100-02010-406	293RD DIST. - TEC	271	271	-	-	-	-	271	1.00	ok
100-02020-406	293RD DIST. - SSI	1,170	1,170	93	950	951	950	220	0.19	ok
100-02030-406	293RD DIST. - INSURANCE	-	-	-	-	-	-	-	-	Over
100-02040-406	293RD DIST. - RET.	830	830	-	-	-	-	830	1.00	ok
100-02050-406	293RD DIST. - W/C	199	199	-	-	-	-	199	1.00	ok
100-02060-406	293RD DIST. - CAR ALLOW.	6,000	6,000	500	5,000	4,950	5,000	1,000	0.17	ok

Account	Description	Original Budget	Current Budget	Monthly ACTUAL	YTD ACTUAL	Last Year YTD	YTD Exp + Enc	Unencumbre Balance	Remaining Dollars	
July 2016									0.1666667	
Unaudited Unadjusted									83 % Used	
									17 % Remain	
Department number:									10 MONTHS	
Program number:										
100-03100-406	293RD DIST. - STATION	2,530	2,180	-	-	1,635	-	2,180	1.00	ok
100-03110-406	293RD DIST. - POSTAGE	900	1,400	53	1,270	1,360	1,270	130	0.09	Over
100-03120-406	293RD DIST. - OPER.SUPP.	3,500	3,500	-	2,255	1,069	2,922	578	0.17	Over
100-03140-406	293RD DIST. - PUBL.	1,500	1,000	-	432	144	432	568	0.57	ok
100-04119-406	293RD DIST. - ATTY MILEAGE	250	250	-	-	-	-	250	1.00	ok
100-04120-406	293RD DIST. - PROF.SERV.	30,000	42,480	-	36,429	25,257	36,429	6,051	0.14	Over
100-04131-406	293RD DIST. - JURY MEALS	1,500	1,500	-	551	159	551	949	0.63	ok
100-04222-406	293RD DIST. - PHONE / INTERNET	3,000	3,000	-	1,946	2,123	1,946	1,054	0.35	ok
100-04264-406	293RD DIST. - MILEAGE	400	770	-	417	435	417	353	0.46	ok
100-04266-406	TRANSPORTATION	300	300	-	-	-	-	300	1.00	ok
100-04520-406	293RD DIST. - REPAIRS&MAINT BL	1,000	1,000	-	190	105	190	810	0.81	ok
100-04810-406	293RD DIST. - DUES	2,536	2,536	-	450	1,576	450	2,086	0.82	ok
100-04900-406	293RD DIST. - AID TO OTHER GOV	277,324	277,324	19,349	210,720	204,416	210,720	66,604	0.24	ok
	293 DISTRICT JUDGE	342,510	355,010	20,705	267,993	251,656	268,660	86,350	0.24	ok
Department number:	410 Bank Charges									
Program number:										
100-04155-410	BANK FEES	10,000	40,047	3,121	31,034	24,769	31,034	9,013	0.23	ok
	BANK FEES	10,000	40,047	3,121	31,034	24,769	31,034	9,013	0.23	ok
Department number:	434 365TH DIST.									
Program number:										
100-01010-434	365TH DIST. - ELEC.OFFCL.	9,300	9,300	710	7,383	7,476	7,383	1,917	0.21	ok
100-01060-434	365TH DIST. - TEMP EXT HELP	-	-	-	-	-	-	-		Over
100-02020-434	365TH DIST. - ASSISTANT	-	-	-	-	-	-	-		Over
100-02010-434	365TH DIST. - TEC	271	271	-	-	-	-	271	1.00	ok
100-02020-434	365TH DIST. - SSI	1,170	1,170	93	950	951	950	220	0.19	ok
100-02030-434	365TH DIST. - INS.	-	-	-	-	-	-	-		Over
100-02040-434	365TH DIST. - RET.	830	830	-	-	-	-	830	1.00	ok
100-02050-434	365TH DIST. - W/C	199	199	-	-	-	-	199	1.00	ok
100-02060-434	365TH DIST. - CAR ALLOW.	6,000	6,000	500	5,000	4,950	5,000	1,000	0.17	ok
100-03100-434	365TH DIST. - STATION	500	395	-	395	402	395	-	-	Over
100-03110-434	365TH DIST. - POSTAGE	500	500	50	654	612	654	(154)	(0.31)	Over
100-03120-434	365TH DIST. - OPER.SUPP.	1,420	1,974	100	1,454	965	1,974	-	-	Over
100-03140-434	365TH DIST. - PUBL.	780	-	-	-	757	-	-	-	Over
100-04120-434	365TH DIST. - PROF.SERV.	40,000	37,042	-	16,848	20,513	16,848	20,194	0.55	ok
100-04131-434	365TH DIST. - JURY MEALS	1,250	1,250	-	278	139	278	972	0.78	ok
100-04222-434	365TH DIST. - PHONE / INTERNET	10,000	9,215	-	6,700	7,430	6,700	2,515	0.27	ok
100-04264-434	365TH DIST. - MILEAGE	1,750	4,869	1,095	2,830	-	2,830	2,039	0.42	ok
100-04525-434	365TH DIST. - MAINT.CONTR	1,000	1,170	-	702	780	1,170	-	-	Over
100-04810-434	365TH DIST. - DUES	2,000	2,000	-	1,439	1,807	1,439	561	0.28	ok
100-04900-434	365TH DIST. - AID TO OTHER GOV	266,992	266,992	20,538	213,358	205,968	213,358	53,634	0.20	ok
100-06100-434	365TH DIST. - MACH&EQUIP 5000+	3,883	4,668	-	3,684	3,915	4,666	2	0.00	Over
	365TH DISTRICT JUDGE	347,845	347,845	23,086	261,675	256,665	263,645	84,200	0.24	ok
Department number:	436 D.A.									
Program number:										
100-04900-436	D.A. - AID TO OTHER GOV.	378,788	378,788	31,566	315,657	308,275	315,657	63,131	0.17	Over
	DA	378,788	378,788	31,566	315,657	308,275	315,657	63,131	0.17	Over
Department number:	437 GRANT A									
Program number:										
100-04550-437	ST.AID-A-2000-162 - RENTAL	36,780	36,780	3,065	33,715	30,650	33,715	3,065	0.08	Over
100-04900-437	ST.AID-A-2000-162 - AID TO OTH	283,221	283,221	23,602	236,018	236,018	236,018	47,203	0.17	Over
	GRANT A	320,001	320,001	26,667	269,733	266,668	269,733	50,268	0.16	Over
Department number:	450 DIST.CLK									
Program number:										
100-01010-450	DIST.CLK - ELEC.OFFCL.	48,000	48,000	3,664	38,107	38,585	38,107	9,893	0.21	ok
100-01040-450	DIST.CLK - DEPUTIES	140,914	137,464	9,359	109,774	104,757	109,774	27,690	0.20	ok
100-01130-450	DIST.CLK - CLERK	16,704	-	-	-	-	-	-		Over
100-02010-450	DIST.CLK - TEC	6,002	1,202	60	1,005	182	1,005	197	0.16	Over
100-02020-450	DIST.CLK - SSI	15,835	14,585	994	11,371	10,935	11,371	3,214	0.22	ok
100-02030-450	DIST.CLK - INS.	52,920	45,920	3,553	35,421	35,589	35,421	10,499	0.23	ok
100-02040-450	DIST.CLK - RET.	18,484	16,584	1,159	13,294	13,062	13,294	3,290	0.20	ok
100-02050-450	DIST.CLK - W/C	4,429	467	33	363	325	363	104	0.22	ok
100-02051-450	DIST.CLK - LONGEVITY	1,370	1,370	-	1,370	-	1,370	-	-	Over
100-03100-450	DIST.CLK - STATION	6,500	6,475	-	4,550	6,535	4,550	1,925	0.30	ok

Account	Description	Original Budget	Current Budget	Monthly ACTUAL	YTD ACTUAL	Last Year YTD	YTD Exp + Enc	Unencumbrance Balance	Remaining Dollars	
July 2016										
Unaudited Unadjusted									0.16666667	
									83 % Used	
									17 % Remain	
Department number:									10 MONTHS	
Program number:										
100-03110-450	DIST.CLK - POSTAGE	8,500	10,500	592	8,207	10,945	8,207	2,293	0.22	ok
100-03120-450	DIST.CLK - OPER.SUPP.	5,000	5,860	-	4,211	2,759	5,402	458	0.08	Over
100-03135-450	DIST.CLK - PRINT&BIND	500	500	-	-	-	-	500		Over
100-04130-450	DIST.CLK - JURY	8,500	8,500	-	6,868	-	6,868	1,632	0.19	ok
100-04131-450	DIST.CLK - JURY REFRESHMENTS	400	500	85	405	157	405	95	0.19	ok
100-04222-450	DIST.CLK - PHONE / INTERNET	1,500	1,100	38	825	862	825	275	0.25	ok
100-04264-450	DIST.CLK - MILEAGE	3,200	3,200	-	2,625	3,030	2,841	359	0.11	Over
100-04810-450	DIST.CLK - DUES	100	125	-	125	-	125	-	-	Over
100-06100-450	DIST.CLK - MACH&EQUIP 5000+	400	2,400	-	-	-	-	2,400	1.00	ok
	DISTRICT CLERK	339,258	304,752	19,537	238,521	227,723	239,928	64,824	0.21	ok
Department number:	455 JP PCT#1									
Program number:										
100-01010-455	JP PCT#1 - ELEC.OFFCL.	28,000	28,000	2,137	22,229	22,508	22,229	5,771	0.21	ok
100-01130-455	JP PCT#1 - CLKS	23,503	23,678	1,802	18,720	17,463	18,720	4,958	0.21	ok
100-02010-455	JP PCT#1 - TEC	1,494	204	-	171	12	171	33	0.16	Over
100-02020-455	JP PCT#1 - SSI	4,399	4,419	336	3,480	3,422	3,480	939	0.21	ok
100-02030-455	JP PCT#1 - INS.	11,760	13,297	1,015	10,556	11,210	10,556	2,741	0.21	ok
100-02040-455	JP PCT#1 - RET.	4,599	4,934	395	4,093	4,106	4,093	841	0.17	ok
100-02050-455	JP PCT#1 - W/C	1,102	136	11	112	102	112	24	0.18	ok
100-02060-455	JP PCT#1 - CAR ALLOW.	4,800	4,800	400	4,000	3,960	4,000	800	0.17	ok
100-02065-455	JP PCT#1 - CELL PHONE ALLW.	1,200	1,200	100	1,000	990	1,000	200	0.17	ok
100-03100-455	JP PCT#1 - STATION	600	800	-	545	421	545	255	0.32	ok
100-03110-455	JP PCT#1 - POSTAGE	300	745	58	302	185	302	443	0.59	ok
100-03120-455	JP PCT#1 - OPER.SUPP.	1,000	1,775	-	828	565	1,038	737	0.42	ok
100-04222-455	JP PCT#1 - PHONE	4,500	2,563	-	1,172	1,634	1,172	1,391	0.54	ok
	JP PCT #1	87,257	86,551	6,254	67,208	66,578	67,418	19,133	0.22	ok
Department number:	457 JP PCT#2									
Program number:										
100-01010-457	JP PCT#2 - ELEC.OFFCL.	28,000	28,000	2,137	22,229	22,508	22,229	5,771	0.21	ok
100-01130-457	JP PCT#2 - CLKS	23,503	23,603	1,802	18,737	18,541	18,737	4,866	0.21	ok
100-02010-457	JP PCT#2 - TEC	1,494	294	-	171	159	171	123	0.42	ok
100-02020-457	JP PCT#2 - SSI	4,399	4,479	340	3,516	3,393	3,516	963	0.22	ok
100-02030-457	JP PCT#2 - INS.	11,760	13,297	1,015	10,556	11,744	10,556	2,741	0.21	ok
100-02040-457	JP PCT#2 - RET.	4,599	4,889	395	4,095	4,219	4,095	794	0.16	Over
100-02050-457	JP PCT#2 - W/C	1,102	202	11	112	104	112	90	0.45	ok
100-02060-457	JP PCT#2 - CAR ALLOW.	4,800	4,800	400	4,000	3,960	4,000	800	0.17	ok
100-02065-457	JP PCT#2 - CELL PHONE ALLW.	1,200	1,200	100	1,000	990	1,000	200	0.17	ok
100-03100-457	JP PCT#2 - STATION	2,800	1,800	-	525	1,953	525	1,275	0.71	ok
100-03110-457	JP PCT#2 - POSTAGE	400	400	-	-	-	-	400	1.00	ok
100-03120-457	JP PCT#2 - OPER.SUPP.	1,000	1,000	-	280	643	490	510	0.51	ok
100-04200-457	JP PCT#2 - UTILITY	-	-	-	-	-	-	-	-	Over
100-04222-457	JP PCT#2 - PHONE / INTERNET	3,000	4,107	270	3,252	1,142	3,252	855	0.21	ok
100-04264-457	JP PCT#2 - MILEAGE	800	800	-	369	688	369	431	0.54	ok
	JP PCT #2	88,857	88,871	6,470	68,842	70,044	69,052	19,819	0.22	ok
Department number:	459 J.P.#31									
Program number:										
100-01010-459	J.P.#31 - ELEC.OFFCL.	28,000	28,000	2,137	22,229	22,508	22,229	5,771	0.21	ok
100-01130-459	J.P.#31 - CLERKS	23,503	23,556	1,802	18,692	19,448	18,692	4,864	0.21	ok
100-02010-459	J.P.#31 - TEC	1,494	244	-	171	62	171	73	0.30	ok
100-02020-459	J.P.#31 - SSI	4,399	4,434	337	3,490	3,587	3,490	944	0.21	ok
100-02030-459	J.P.#31 - INS.	11,760	6,760	513	5,336	4,231	5,336	1,424	0.21	ok
100-02040-459	J.P.#31 - RET.	4,599	5,099	395	4,091	4,320	4,091	1,008	0.20	ok
100-02050-459	J.P.#31 - W/C	1,102	202	11	112	106	112	90	0.45	ok
100-02060-459	J.P.#31 - CAR ALLOW.	4,800	4,800	400	4,000	3,960	4,000	800	0.17	ok
100-02065-459	J.P.#31 - CELL PHONE ALLW.	1,200	1,200	100	1,000	990	1,000	200	0.17	ok
100-03110-459	J.P.#31 - POSTAGE	200	350	18	186	172	186	164	0.47	ok
100-03120-459	J.P.#31 - OPER.SUPP.	2,000	1,630	-	724	1,904	934	696	0.43	ok
100-04200-459	J.P.#31 - UTLY.	-	2,000	49	1,184	2,523	1,184	816	0.41	ok
100-04264-459	J.P.#31 - MILEAGE	-	220	29	142	-	142	78	0.35	ok
	JP # 31	83,057	78,495	5,791	61,357	63,811	61,567	16,928	0.22	ok
Department number:	460 J.P.#32									
Program number:										
100-01010-460	J.P.#32 - ELEC.OFFCL.	28,000	28,000	2,137	22,229	22,508	22,229	5,771	0.21	ok
100-01130-460	CLERK	11,493	13,043	1,008	10,109	8,574	10,109	2,934	0.22	ok
100-02010-460	J.P.#32 - TEC	1,145	145	19	140	43	140	5	0.03	Over

Account	Description	Original Budget	Current Budget	Monthly ACTUAL	YTD ACTUAL	Last Year YTD	YTD Exp + Enc	Unencumbrance Balance	Remaining Dollars	
July 2016									0.16666667	
Unaudited Unadjusted									83 % Used	
									17 % Remain	
Department number:									10 MONTHS	
Program number:										
100-02020-460	J.P.#32 - SSI	3,480	3,645	277	2,841	2,756	2,841	804	0.22	ok
100-02030-460	J.P.#32 - INS.	5,880	6,700	508	5,278	5,872	5,278	1,422	0.21	ok
100-02040-460	J.P.#32 - RET.	3,527	4,327	324	3,326	3,305	3,326	1,001	0.23	ok
100-02050-460	J.P.#32 - W/C	845	145	9	91	82	91	54	0.37	ok
100-02060-460	J.P.#32 - CAR ALLOW.	4,800	4,800	400	4,000	3,960	4,000	800	0.17	ok
100-02065-460	J.P.#32 - CELL PHONE ALLW.	1,200	1,200	100	1,000	990	1,000	200	0.17	ok
100-03100-460	J.P.#32 - STATION	100	100	-	-	-	-	100	1.00	ok
100-03110-460	J.P.#32 - POSTAGE	100	300	-	153	16	153	147	0.49	ok
100-03120-460	J.P.#32 - OPER.SUPP.	700	1,900	83	1,156	680	1,366	534	0.28	ok
100-04222-460	J.P.#32 - PHONE / INTERNET	3,200	2,400	196	1,558	6,163	1,558	842	0.35	ok
100-04224-460	J.P.#32 - ELECTRICITY	800	200	11	101	365	101	99	0.50	ok
	JP 3-2	65,270	66,905	5,072	51,982	55,314	52,192	14,713	0.22	ok
Department number:	461 JP PCT#4									
Program number:										
100-01010-461	JP PCT#4 - ELEC.OFFCL.	28,000	28,000	2,137	22,229	22,508	22,229	5,771	0.21	ok
100-01130-461	JP PCT#4 - CLERKS	23,503	23,568	1,802	18,700	18,540	18,700	4,868	0.21	ok
100-02010-461	JP PCT#4 - TEC	1,500	200	-	171	9	171	29	0.15	Over
100-02020-461	JP PCT#4 - SSI	4,414	4,414	327	3,394	3,489	3,394	1,020	0.23	ok
100-02030-461	JP PCT#4 - INS.	11,760	13,110	1,015	10,556	11,744	10,556	2,554	0.19	ok
100-02040-461	JP PCT#4 - RET.	4,616	5,216	395	4,108	4,219	4,108	1,108	0.21	ok
100-02050-461	JP PCT#4 - W/C	1,106	206	11	112	104	112	94	0.46	ok
100-02051-461	JP PCT#4 - LONGEVITY	195	195	-	195	-	195	-	-	Over
100-02060-461	JP PCT#4 - CAR ALLOW.	4,800	4,800	400	4,000	3,960	4,000	800	0.17	ok
100-02065-461	JP PCT#4 - CELL PHONE ALLW.	1,200	1,200	100	1,000	990	1,000	200	0.17	ok
100-03100-461	JP PCT#4 - STATION	346	646	99	425	273	425	221	0.34	ok
100-03110-461	JP PCT#4 - POSTAGE	300	700	7	478	153	478	222	0.32	ok
100-03120-461	JP PCT#4 - OPER.SUPP.	754	1,354	-	519	641	729	625	0.46	ok
100-04222-461	JP PCT#4 - PHONE / INTERNET	-	-	-	-	457	-	-	-	Over
100-04224-461	JP PCT#4 - ELECTR.	3,500	3,100	274	1,993	2,025	1,993	1,107	0.36	ok
	JP # 4	85,994	86,709	6,567	67,880	69,112	68,090	18,619	0.21	ok
Department number:	462 CONST.PCT#1									
Program number:										
100-01010-462	CONSTABLES - ELEC.OFFCL.	18,000	18,000	1,374	14,290	14,469	14,290	3,710	0.21	ok
100-01043-462	CONST. PCT#1 - PART-TIME	11,126	10,526	853	8,144	4,484	8,144	2,382	0.23	ok
100-02010-462	CONSTABLES - TEC	845	345	16	293	13	293	52	0.15	Over
100-02020-462	CONSTABLES - SSI	2,595	2,565	201	2,022	1,753	2,022	543	0.21	ok
100-02030-462	CONSTABLES - INS.	5,880	6,751	508	5,278	5,872	5,278	1,473	0.22	ok
100-02040-462	CONSTABLES - RET.	2,601	2,921	234	2,355	2,086	2,355	566	0.19	ok
100-02050-462	CONSTABLES - W/C	1,043	1,193	100	987	796	987	206	0.17	ok
100-02060-462	CONST.PCT#1 - CAR ALLOW.	3,600	3,600	300	3,000	2,970	3,000	600	0.17	ok
100-02065-462	CONST.PCT#1 - CELL PHONE ALLW.	1,200	1,200	100	1,000	990	1,000	200	0.17	ok
100-03120-462	CONSTABLES - OPER.SUPP.	500	500	-	-	40	-	500	1.00	ok
100-04410-462	CONSTABLES - VEH REPAIR	500	3,259	-	2,614	83	2,614	645	0.20	ok
100-04420-462	CONSTABLES - VEH FUEL&OIL	3,000	700	-	-	-	-	700	1.00	ok
100-04520-462	CONST.PCT#1 - REPAIRS&MAINT BL	200	200	-	-	-	-	200	1.00	ok
100-04810-462	CONSTABLES - DUES	75	75	-	-	-	-	75	1.00	ok
	CONSTABLE PCT. #1	51,165	51,835	3,686	39,983	33,556	39,983	11,852	0.23	ok
Department number:	463 CONST.PCT#2									
Program number:										
100-01010-463	CONST.PCT#2 - ELEC.OFFCL.	18,000	18,000	1,374	14,290	14,469	14,290	3,710	0.21	ok
100-01043-463	CONST. PCT#2 - PART-TIME	11,126	-	-	-	-	-	-	-	Over
100-02010-463	CONST.PCT#2 - TEC	845	445	-	-	-	-	445	1.00	ok
100-02020-463	CONST.PCT#2 - SSI	2,595	1,895	136	1,399	1,410	1,399	496	0.26	ok
100-02030-463	CONST.PCT#2 - INS.	5,880	6,650	508	5,278	5,872	5,278	1,372	0.21	ok
100-02040-463	CONST.PCT#2 - RET.	2,601	2,161	158	1,629	1,690	1,629	532	0.25	ok
100-02050-463	CONST.PCT#2 - W/C	1,043	943	67	683	635	683	260	0.28	ok
100-02060-463	CONST.PCT#2 - CAR ALLOW.	3,600	3,600	300	3,000	2,970	3,000	600	0.17	ok
100-02065-463	CONST.PCT#2 - CELL PHONE ALLW.	1,200	1,200	100	1,000	990	1,000	200	0.17	ok
100-03100-463	CONST.PCT#2 - STATION	200	200	-	-	-	-	200	1.00	ok
100-03110-463	CONST.PCT#2 - POSTAGE	50	50	-	-	-	-	50	1.00	ok
100-03120-463	CONST.PCT#2 - OPER.SUPP.	600	600	-	-	-	-	600	1.00	ok
100-04410-463	CONST.PCT#2 - VEH REPAIR	500	500	-	-	-	-	500	1.00	ok
100-04420-463	CONST.PCT#2 - VEH FUEL&OIL	3,000	447	-	-	-	-	447	1.00	ok
	CONSTABLE PCT # 2	51,240	36,691	2,643	27,279	28,036	27,279	9,412	0.26	ok
Department number:	464 CONST.PCT#3-1									

Account	Description	Original Budget	Current Budget	Monthly ACTUAL	YTD ACTUAL	Last Year YTD	YTD Exp + Enc	Unencumbrance Balance	Remaining Dollars	
July 2016										
Unaudited Unadjusted									0.16666667	
									83 % Used	
									17 % Remain	
Department number:									10 MONTHS	
Program number:										
Program number:										
100-01010-464	CONST.PCT#3-1 - ELEC.OFFCL.	18,000	18,000	1,374	14,016	14,469	14,016	3,984	0.22	ok
100-01040-464	DEPUTIES	23,673	14,873	1,814	8,641	5,842	8,641	6,232	0.42	ok
100-02010-464	CONST.PCT#3-1 - TEC	1,215	615	34	130	49	130	485	0.79	ok
100-02020-464	CONST.PCT#3-1 - SSI	3,574	3,574	275	2,058	1,857	2,058	1,516	0.42	ok
100-02030-464	CONST.PCT#3-1 - INS.	11,760	8,582	508	5,131	5,872	5,131	3,451	0.40	ok
100-02040-464	CONST.PCT#3-1 - RET.	3,743	3,743	319	2,396	2,230	2,396	1,347	0.36	ok
100-02050-464	CONST.PCT#3-1 - W/C	1,501	1,501	136	1,008	835	1,008	493	0.33	ok
100-02051-464	CONST.PCT#3-1 - LONGEVITY	245	245	-	245	-	245	-	-	Over
100-02060-464	CONST.PCT#3-1 - CAR ALLOW.	3,600	3,600	300	3,000	2,970	3,000	600	0.17	ok
100-02065-464	CONST.PCT#3-1 - CELL PHONE ALL	1,200	1,200	100	1,000	990	1,000	200	0.17	ok
100-03100-464	CONST.PCT#3-1 - STATION	50	50	-	-	-	-	50	1.00	ok
100-03120-464	CONST.PCT#3-1 - OPER.SUPP.	100	100	-	-	-	-	100	1.00	ok
100-04410-464	CONST.PCT#3-1 - VEH REPAIR	255	7,072	436	6,997	117	7,027	45	0.01	Over
100-04420-464	CONST.PCT#3-1 - VEH FUEL&OIL	4,000	3,000	263	825	1,284	825	2,175	0.73	ok
	CONSTABLE PCT # 3-1	72,916	66,155	5,559	45,447	36,515	45,477	20,678	0.31	ok
Department number:	465 CONST.PCT#3-2									
Program number:										
100-01010-465	CONST.PCT#3-2 - ELEC.OFFCL.	18,000	18,000	1,374	14,290	14,469	14,290	3,710	0.21	ok
100-02010-465	CONST.PCT#3-2 - TEC	523	323	-	171	9	171	152	0.47	ok
100-02020-465	CONST.PCT#3-2 - SSI	1,469	1,469	113	1,170	1,183	1,170	299	0.20	ok
100-02030-465	CONST.PCT#3-2 - INS.	5,880	5,880	508	5,278	5,872	5,278	602	0.10	Over
100-02040-465	CONST.PCT#3-2 - RET.	1,607	1,607	131	1,362	1,418	1,362	245	0.15	Over
100-02050-465	CONST.PCT#3-2 - W/C	644	644	56	571	533	571	73	0.11	Over
100-02065-465	CONST.PCT#3-2 - CELL PHONE ALL	1,200	1,200	100	1,000	990	1,000	200	0.17	ok
100-03100-465	CONST.PCT#3-2 - STATION	200	200	-	-	-	-	200	1.00	ok
100-04410-465	CONST.PCT#3-2 - VEH REPAIR	500	500	-	419	-	419	81	0.16	Over
100-04420-465	CONST.PCT#3-2 - VEH FUEL&OIL	3,600	2,600	69	1,012	1,424	1,012	1,588	0.61	ok
	465 CONST.PCT#3-2	33,623	32,423	2,351	25,273	25,898	25,273	7,150	0.22	ok
Department number:	466 CONST.PCT#4									
Program number:										
100-01010-466	CONST.PCT#4 - ELEC.OFFCL.	18,000	18,000	1,374	14,290	14,469	14,290	3,710	0.21	ok
100-01043-466	CONST. PCT#4 - PART-TIME	11,126	11,126	853	8,912	8,978	8,912	2,214	0.20	ok
100-02010-466	CONST.PCT#4 - TEC	845	445	16	123	62	123	322	0.72	ok
100-02020-466	CONST.PCT#4 - SSI	2,595	2,595	201	2,081	2,097	2,081	514	0.20	ok
100-02030-466	CONST.PCT#4 - INS.	5,880	5,880	508	5,278	5,872	5,278	602	0.10	Over
100-02040-466	CONST.PCT#4 - RET.	2,601	2,601	234	2,423	2,513	2,423	178	0.07	Over
100-02050-466	CONST.PCT#4 - W/C	1,043	1,043	100	1,018	945	1,018	25	0.02	Over
100-02060-466	CONST.PCT#4 - CAR ALLOW.	3,600	3,600	300	3,000	2,970	3,000	600	0.17	ok
100-02065-466	CONST.PCT#4 - CELL PHONE ALLW.	1,200	1,200	100	1,000	990	1,000	200	0.17	ok
100-03120-466	CONST.PCT#4 - OPER.SUPP.	1,200	1,200	-	950	293	950	250	0.21	ok
100-04410-466	CONST.PCT#4 - VEH REPAIR	500	3,825	1,809	2,093	313	2,093	1,732	0.45	ok
100-04420-466	CONST.PCT#4 - VEH FUEL&OIL	3,000	1,100	-	397	-	397	703	0.64	ok
100-04580-466	CONST.PCT#4 - LSE AGREE.	9,577	6,252	-	-	-	-	6,252	1.00	ok
	Constable Precinct # 4	61,167	58,867	5,495	41,565	39,502	41,565	17,302	0.29	ok
Department number:	475 CO.ATTY.									
Program number:										
100-01010-475	CO.ATTY. - ELEC.OFFCL.	40,132	40,132	3,064	31,861	32,260	31,861	8,271	0.21	ok
100-01015-475	CO.ATTY. - ADD.ST.SUPPL.	20,205	20,205	1,554	16,320	16,242	16,320	3,885	0.19	ok
100-01040-475	CO.ATTY. - DEPUTIES	72,332	72,332	5,473	57,241	57,059	57,241	15,091	0.21	ok
100-01090-475	CO.ATTY. - INVESTIG.	35,244	35,244	2,701	28,088	27,802	28,088	7,156	0.20	ok
100-02010-475	CO.ATTY. - TEC	4,925	1,025	26	613	36	613	412	0.40	ok
100-02020-475	CO.ATTY. - SSI	12,990	12,990	953	10,078	10,063	10,078	2,912	0.22	ok
100-02030-475	CO.ATTY. - INS.	35,280	35,280	2,284	24,615	29,360	24,615	10,665	0.30	ok
100-02040-475	CO.ATTY. - RET.	15,165	15,165	1,138	12,059	12,230	12,059	3,106	0.20	ok
100-02050-475	CO.ATTY. - W/C	4,142	4,142	128	1,315	1,197	1,315	2,827	0.68	ok
100-02051-475	CO.ATTY. - LONGEVITY	1,900	1,900	-	1,900	-	1,900	-	-	Over
100-03100-475	CO.ATTY. - STATION	1,500	500	-	-	43	-	500	1.00	ok
100-03110-475	CO.ATTY. - POSTAGE	300	300	1	36	63	36	264	0.88	ok
100-03120-475	CO.ATTY. - OPER.SUPP.	2,500	1,500	-	702	780	1,170	330	0.22	ok
100-04222-475	CO.ATTY. - PHONE	2,100	2,100	61	1,241	1,734	1,241	859	0.41	ok
100-04224-475	CO.ATTY. - ELECTR.	4,000	4,000	264	2,491	2,970	2,491	1,509	0.38	ok
100-04226-475	CO.ATTY. - WTR	1,200	1,200	133	1,152	795	1,152	48	0.04	Over
100-04264-475	CO.ATTY. - MILEAGE	1,265	2,780	60	818	2,522	818	1,962	0.71	ok
100-04410-475	CO.ATTY. - VEH REPAIR	300	285	-	285	307	285	-	-	Over
100-04550-475	CO.ATTY. - RENTAL	1,000	-	-	-	-	-	-	-	Over
100-04810-475	DUES	1,000	-	-	-	-	-	-	-	Over

Account	Description	Original	Current	Monthly	YTD	Last Year	YTD	Unencumbr	Remaining	
July 2016		Budget	Budget	ACTUAL	ACTUAL	YTD	Exp + Enc	Balance	Dollars	
Unaudited Unadjusted										
									0.16666667	
									83 % Used	
									17 % Remain	
Department number:									10 MONTHS	
Program number:										
	COUNTY ATTORNEY	257,480	251,080	17,840	190,815	195,463	191,283	59,797	0.24	ok
Department number:	495 CO.AUDITOR									
Program number:										
100-01040-495	CO.AUDITOR - DEPUTIES	298,527	298,527	18,289	230,044	237,390	230,044	68,483	0.23	ok
100-01070-495	CO.AUDITOR - APPOINT OFFCL.	70,019	70,019	5,345	55,588	56,277	55,588	14,431	0.21	ok
100-02010-495	CO.AUDITOR - TEC	10,716	2,316	-	1,206	81	1,206	1,110	0.48	ok
100-02020-495	CO.AUDITOR - SSI	28,364	28,364	1,786	21,697	22,332	21,697	6,667	0.24	ok
100-02030-495	CO.AUDITOR - INS.	47,040	51,921	3,553	40,196	47,257	40,196	11,725	0.23	ok
100-02040-495	CO.AUDITOR - RET.	33,002	33,002	2,112	25,623	26,954	25,623	7,379	0.22	ok
100-02050-495	CO.AUDITOR - W/C	7,909	1,409	59	700	660	700	709	0.50	ok
100-02051-495	CO.AUDITOR - LONGEVITY	1,015	1,015	-	1,015	-	1,015	-	-	Over
100-02065-495	CO.AUDITOR - CELL PHONE ALLW	1,292	1,292	100	1,000	-	1,000	292	0.23	ok
100-03100-495	CO.AUDITOR - STATION	1,517	1,517	311	1,286	923	1,286	231	0.15	Over
100-03110-495	CO.AUDITOR - POSTAGE	800	800	-	482	221	482	318	0.40	ok
100-03120-495	OPER.SUPP.	3,000	4,000	93	2,047	2,547	2,515	1,485	0.37	ok
100-04222-495	CO.AUDITOR - PHONE	6,000	6,000	83	4,343	4,890	4,343	1,657	0.28	ok
100-04261-495	TRAVEL	4,000	3,000	-	920	3,731	920	2,080	0.69	ok
100-04264-495	CO.AUDITOR - MILEAGE	1,000	1,000	-	711	512	711	289	0.29	ok
100-04550-495	CO.AUDITOR - RENTAL	2,000	-	-	-	360	-	-	-	Over
100-04810-495	CO.AUDITOR - DUES	500	500	-	100	395	100	400	0.80	ok
100-06100-495	CO.AUDITOR - MACH&EQUIP 5000+	2,000	1,000	530	530	1,690	530	470	0.47	ok
	COUNTY AUDITOR	518,701	505,682	32,261	387,488	406,220	387,956	117,726	0.23	ok
Department number:	497 CO.TREAS									
Program number:										
100-01010-497	CO.TREAS - ELEC.OFFCL.	48,000	48,000	3,664	38,107	38,585	38,107	9,893	0.21	ok
100-01110-497	CO.TREAS - ASSIST.	149,884	149,884	12,174	124,748	102,764	124,748	25,136	0.17	ok
100-02010-497	CO.TREAS - TEC	5,834	1,684	18	1,015	36	1,015	669	0.40	ok
100-02020-497	CO.TREAS - SSI	15,391	15,391	1,199	12,505	10,701	12,505	2,886	0.19	ok
100-02030-497	CO.TREAS - INS.	41,160	41,160	3,045	29,944	29,310	29,944	11,216	0.27	ok
100-02040-497	CO.TREAS - RET.	17,967	17,967	1,410	14,713	12,964	14,713	3,254	0.18	ok
100-02050-497	CO.TREAS - W/C	4,306	1,006	39	393	308	393	613	0.61	ok
100-02051-497	CO.TREAS - LONGEVITY	3,310	3,310	-	3,310	-	3,310	-	-	Over
100-03100-497	CO.TREAS - STATION	8,000	8,000	767	4,296	7,191	4,472	3,528	0.44	ok
100-03110-497	CO.TREAS - POSTAGE	1,400	1,400	83	853	983	853	547	0.39	ok
100-04222-497	CO.TREAS - PHONE	2,000	2,200	-	1,628	1,625	1,628	572	0.26	ok
100-04264-497	CO.TREAS - MILEAGE	1,150	1,150	-	893	584	893	257	0.22	ok
100-04525-497	CO.TREAS - MAINT.CONTR	1,450	1,450	-	702	780	1,170	280	0.19	ok
100-04550-497	CO.TREAS - RENTAL	30,000	30,000	-	17,093	19,109	17,093	12,907	0.43	ok
100-04810-497	CO.TREAS - DUES	200	450	-	320	170	320	130	0.29	ok
100-06100-497	CO.TREAS - MACH&EQUIP 5000+	1,050	50	-	-	-	-	50	1.00	ok
	COUNTY TREASURER	331,102	323,102	22,399	250,520	225,110	251,164	71,938	0.22	ok
Department number:	499 TAX COLL.									
Program number:										
100-01010-499	TAX COLL. - ELEC.OFFCL.	48,000	48,000	3,664	38,107	38,585	38,107	9,893	0.21	ok
100-01040-499	TAX COLL. - DEPUTIES	158,773	158,773	10,085	114,758	112,348	114,758	44,015	0.28	ok
100-01060-499	TAX COLL. - TEMP-EXTRA HELP	11,400	11,400	-	8,815	8,533	8,815	2,585	0.23	ok
100-02010-499	TAX COLL. - TEC	6,446	1,146	55	1,144	115	1,144	2	0.00	Over
100-02020-499	TAX COLL. - SSI	17,003	17,003	1,030	12,496	12,026	12,496	4,507	0.27	ok
100-02030-499	TAX COLL. - INS.	47,040	47,040	3,553	36,186	41,104	36,186	10,854	0.23	ok
100-02040-499	TAX COLL. - RET.	19,849	19,849	1,224	14,759	14,620	14,759	5,090	0.26	ok
100-02050-499	TAX COLL. - W/C	4,757	857	34	402	360	402	455	0.53	ok
100-02051-499	TAX COLL. - LONGEVITY	4,095	4,095	-	4,095	-	4,095	-	-	Over
100-03100-499	TAX COLL. - STATION	2,500	3,500	-	2,472	1,499	2,610	890	0.25	ok
100-03110-499	TAX COLL. - POSTAGE	10,500	10,700	328	9,777	3,006	9,777	923	0.09	Over
100-03120-499	TAX COLL. - OPER.SUPP.	1,000	3,000	-	1,195	780	1,663	1,337	0.45	ok
100-03135-499	TAX COLL. - PRINT&BIND	7,000	7,000	-	-	6,382	-	7,000	1.00	ok
100-04222-499	TAX COLL. - PHONE	60,000	58,000	2,963	27,695	51,119	27,695	30,305	0.52	ok
100-04261-499	TAX COLL. - TRAVEL	1,500	1,500	-	1,182	1,498	1,182	318	0.21	ok
100-04264-499	TAX COLL. - MILEAGE	200	200	-	-	165	-	200	1.00	ok
100-04525-499	TAX COLL. - MAINT.CONTR	2,000	360	-	360	-	360	-	-	Over
100-04580-499	TAX COLL. - LSE AGREE.	17,000	17,000	-	13,139	12,771	13,139	3,861	0.23	ok
100-04810-499	TAX COLL. - DUES	500	500	-	175	90	175	325	0.65	ok
100-06100-499	TAX COLL. - MACH&EQUIP 5000+	5,000	1,140	-	-	954	-	1,140	1.00	ok
	TAX COLLECTOR	424,563	411,063	22,936	286,757	305,955	287,363	123,700	0.30	ok
Department number:	501 INFO.DEPT.									

Account	Description	Original Budget	Current Budget	Monthly ACTUAL	YTD ACTUAL	Last Year YTD	YTD Exp + Enc	Unencumbrance Balance	Remaining Dollars	
July 2016										
Unaudited Unadjusted									0.16666667	
									83 % Used	
									17 % Remain	
Department number:									10 MONTHS	
Program number:										
Program number:										
100-01040-501	INFO.DEPT. - DEPUTIES	37,615	37,615	2,871	29,862	30,710	29,862	7,753	0.21	ok
100-02010-501	INFO.DEPT. - TEC	1,090	590	-	171	9	171	419	0.71	ok
100-02020-501	INFO.DEPT. - SSI	2,878	2,878	217	2,258	2,349	2,258	620	0.22	ok
100-02030-501	INFO.DEPT. - INS.	5,880	6,903	508	5,278	5,872	5,278	1,625	0.24	ok
100-02040-501	INFO.DEPT. - RET.	3,359	3,359	256	2,660	2,816	2,660	699	0.21	ok
100-02050-501	INFO.DEPT. - W/C	805	105	7	73	68	73	32	0.30	ok
100-03100-501	INFO.DEPT. - STATION	600	600	-	-	68	-	600	1.00	ok
100-03110-501	INFO.DEPT. - POSTAGE	300	300	-	-	-	-	300	1.00	ok
100-03120-501	INFO.DEPT. - OPER.SUPP.	2,000	4,000	3,208	6,213	1,827	6,213	(2,213)	(0.55)	Over
100-04200-501	INFO.DEPT. - UTLY.	2,000	3,000	-	2,628	1,697	2,628	372	0.12	Over
100-04261-501	TRAVEL	1,000	1,000	-	-	-	-	1,000	1.00	ok
100-04264-501	MILEAGE	700	700	64	147	448	147	553	0.79	ok
100-04580-501	INFO.DEPT. - LSE/MAINT AGREE	153,000	70,677	82	23,968	127,109	23,968	46,709	0.66	ok
100-06100-501	INFO.DEPT. - MACH&EQUIP 5000+	1,000	-	-	-	870	-	-	-	Over
	INFO.DEPT.	212,227	131,727	7,213	73,258	173,843	73,258	58,469	0.44	ok
Department number:	505 VOTER ADMIN.									
Program number:										
100-01070-505	VOTER ADMIN. - APPOINT OFFCL.	31,752	31,752	2,424	30,785	28,173	30,785	967	0.03	Over
100-01130-505	VOTER ADMIN. - CLKS	16,704	16,704	1,280	13,320	12,806	13,320	3,384	0.20	ok
100-02010-505	VOTER ADMIN. - TEC	1,432	1,182	13	449	803	449	733	0.62	ok
100-02020-505	VOTER ADMIN. - SSI	3,776	8,851	280	7,631	5,722	7,631	1,220	0.14	Over
100-02030-505	VOTER ADMIN. - INS.	11,760	12,261	1,015	10,607	11,827	10,607	1,654	0.13	Over
100-02040-505	VOTER ADMIN. - RET.	4,408	4,408	330	4,008	3,821	4,008	400	0.09	Over
100-02050-505	VOTER ADMIN. - W/C	1,056	1,056	9	233	170	233	823	0.78	ok
100-02051-505	VOTER ADMIN - LONGEVITY	905	905	-	905	-	905	-	-	Over
100-03100-505	VOTER ADMIN. - STATION	200	-	-	-	175	-	-	-	Over
100-03110-505	VOTER ADMIN. - POSTAGE	9,500	12,000	155	10,741	1,702	10,741	1,259	0.10	Over
100-03120-505	VOTER ADMIN. - OPER.SUPP.	6,000	6,526	70	6,591	1,767	6,591	(65)	(0.01)	Over
100-03135-505	VOTER ADMIN. - PRINT&BIND	8,000	2,647	28	2,567	(81)	2,567	80	0.03	Over
100-04135-505	VOTER ADMIN. - ELECT.EXP	61,197	64,987	129	64,816	46,790	64,816	171	0.00	Over
100-04200-505	VOTER ADMIN. - UTLY.	1,500	750	-	88	29	88	662	0.88	ok
100-04261-505	VOTER ADMIN. - TRAVEL	500	500	-	262	10	262	238	0.48	ok
100-04264-505	VOTER ADMIN. - MILEAGE	5,000	5,000	4	1,751	3,375	1,751	3,249	0.65	ok
100-04525-505	VOTER ADMIN. - MAINT.CONTR	-	-	-	-	4,913	-	-	-	Over
100-06100-505	VOTER ADMIN-MACH&EQUIP 5000+	2,100	5,232	3,204	3,889	2,078	3,889	1,343	0.26	ok
	VOTER ADMINISTRATION	165,790	174,761	8,941	158,643	124,080	158,643	16,118	0.09	Over
Department number:	508 COLLECTION DEPT.									
Program number:										
100-01030-508	COLLECTIONS DEPT - DEPT.HEAD	38,192	13,366	-	13,366	30,098	13,366	-	-	Over
100-01040-508	COLLECTION DEPT. - DEPUTIES	-	19,880	2,155	13,608	-	13,608	6,272	0.32	ok
100-02010-508	COLLECTION DEPT. - TEC	1,107	420	-	176	9	176	244	0.58	ok
100-02020-508	COLLECTION DEPT. - SSI	2,922	2,760	165	2,142	2,303	2,142	618	0.22	ok
100-02030-508	COLLECTION DEPT. - INS.	5,880	5,480	508	3,756	5,872	3,756	1,724	0.31	ok
100-02040-508	COLLECTION DEPT. - RET.	3,411	3,146	192	2,492	2,760	2,492	654	0.21	ok
100-02050-508	COLLECTION DEPT. - W/C	817	379	5	68	68	68	311	0.82	ok
100-02051-508	LONGEVITY	1,025	1,025	-	1,025	-	1,025	-	-	Over
100-03100-508	COLLECTION DEPT. - STATION	500	500	-	131	339	131	369	0.74	ok
100-03110-508	COLLECTION DEPT. - POSTAGE	1,500	1,000	30	163	1,115	163	837	0.84	ok
100-03120-508	COLLECTION DEPT. - OPER.SUPP.	1,200	1,700	-	864	898	1,074	626	0.37	ok
100-04200-508	COLLECTION DEPT. - UTLY.	1,800	1,800	38	1,362	1,499	1,362	438	0.24	ok
100-04264-508	COLLECTION DEPT. - MILEAGE	500	-	-	-	-	-	-	-	Over
100-06100-508	COLLECTION - MACH&EQUIP 5000+	-	5,650	-	5,650	-	5,650	-	-	Over
	COLLECTION DEPARTMENT	58,854	57,106	3,093	44,803	44,961	45,013	12,093	0.21	ok
Department number:	510 COURTHOUSE									
Program number:										
100-01140-510	COURTHOUSE - CUSTODIANS	82,548	82,548	6,387	65,630	64,606	65,630	16,918	0.20	ok
100-02010-510	COURTHOUSE - TEC	2,433	1,533	-	688	127	688	845	0.55	ok
100-02020-510	COURTHOUSE - SSI	6,420	6,420	482	5,059	4,883	5,059	1,361	0.21	ok
100-02030-510	COURTHOUSE - INS.	23,520	26,391	2,030	20,910	19,513	20,910	5,481	0.21	ok
100-02040-510	COURTHOUSE - RET.	7,493	7,493	568	5,966	5,844	5,966	1,527	0.20	ok
100-02050-510	COURTHOUSE - W/C	1,796	3,898	287	2,987	2,648	2,987	911	0.23	ok
100-02051-510	COURTHOUSE - LONGEVITY	1,370	1,370	-	1,370	-	1,370	-	-	Over
100-03120-510	COURTHOUSE - OPER.SUPP.	58,000	42,000	1,275	33,405	45,877	34,039	7,961	0.19	ok
100-04222-510	COURTHOUSE - PHONE	7,000	7,000	311	5,547	5,560	5,547	1,453	0.21	ok
100-04224-510	COURTHOUSE - ELECTR.	50,000	46,500	4,154	37,938	40,590	37,938	8,562	0.18	ok
100-04226-510	COURTHOUSE - WTR	8,000	5,000	366	3,302	4,535	3,302	1,698	0.34	ok

Account	Description	Original	Current	Monthly	YTD	Last Year	YTD	Unencumbr	Remaining	
July 2016		Budget	Budget	ACTUAL	ACTUAL	YTD	Exp + Enc	Balance	Dollars	
Unaudited Unadjusted									0.1666667	
									83 % Used	
									17 % Remain	
Department number:									10 MONTHS	
Program number:										
100-04525-510	COURTHOUSE - MAINT.CONTR	28,401	18,401	-	7,349	-	7,349	11,052	0.60	ok
100-06100-510	COURTHOUSE-MACH&EQUIP 5000+	-	-	-	-	280	-	-		Over
	COURTHOUSE	276,981	248,554	15,860	190,151	194,463	190,785	57,769	0.23	ok
Department number:	520 FOOD PANTRY									
Program number:										
100-01030-520	FOOD PANTRY - DEPT.HEAD	40,176	40,176	3,067	31,895	31,814	31,895	8,281	0.21	ok
100-01130-520	FOOD PANTRY - CLERKS	89,986	89,986	6,896	72,873	50,580	72,873	17,113	0.19	ok
100-02010-520	FOOD PANTRY - T.E.C.	3,798	1,643	-	855	32	855	788	0.48	ok
100-02020-520	FOOD PANTRY - SOCIAL SECURITY	10,016	10,016	759	8,036	6,303	8,036	1,980	0.20	ok
100-02030-520	FOOD PANTRY - INS.	29,400	34,005	2,538	26,391	20,503	26,391	7,614	0.22	ok
100-02040-520	FOOD PANTRY - RET	11,692	11,692	887	9,400	7,555	9,400	2,292	0.20	ok
100-02050-520	FOOD PANTRY - W/C	2,801	801	25	256	186	256	545	0.68	ok
100-02051-520	FOOD PANTRY - LONGEVITY	770	770	-	770	-	770	-	-	Over
100-03120-520	FOOD PANTRY - OPER.SUPP.	17,000	9,796	127	3,584	6,740	3,794	6,002	0.61	ok
100-04200-520	FOOD PANTRY - UTILITIES	-	1,483	164	1,149	-	1,149	334	0.23	ok
100-04222-520	FOOD PANTRY - PHONE	-	538	42	416	-	416	122	0.23	ok
100-04450-520	FOOD PANTRY-FOOD DISTRIBUTION	36,000	36,000	-	36,000	36,000	36,000	-	-	Over
	FOOD PANTRY	241,639	236,906	14,505	191,625	159,713	191,835	45,071	0.19	ok
Department number:	560 SHERIFF									
Program number:										
100-01010-560	SHERIFF - ELEC.OFFCL.	50,000	50,000	3,817	39,695	17,885	39,695	10,305	0.21	ok
100-01040-560	SHERIFF - DEPUTIES	875,096	837,741	71,244	730,428	654,727	730,428	107,313	0.13	Over
100-01045-560	SHERIFF - HOLIDAY/OVERTIME	25,000	25,000	1,255	16,991	15,263	16,991	8,009	0.32	ok
100-01047-560	ICE - OVERTIME INTERGOVERNMENT	5,000	5,000	-	1,741	868	1,741	3,259	0.65	ok
100-01050-560	SHERIFF - SECR.T.	26,958	26,958	2,066	21,380	19,615	21,380	5,578	0.21	ok
100-01090-560	SHERIFF - INVESTIG.	198,493	188,493	13,317	138,549	141,444	138,549	49,944	0.26	ok
100-01110-560	SHERIFF - ASSISTANTS	28,017	28,017	2,147	22,291	21,926	22,291	5,726	0.20	ok
100-01130-560	SHERIFF-CLERK	192,746	192,746	14,744	153,230	106,719	153,230	39,516	0.21	ok
100-01142-560	SHERIFF - MECHANIC	30,497	30,497	2,357	24,358	24,045	24,358	6,139	0.20	ok
100-01170-560	SHERIFF - DISPATCHERS	105,394	105,394	10,054	94,106	78,833	94,106	11,288	0.11	Over
100-02010-560	SHERIFF - TEC	44,773	14,820	185	7,888	(77)	7,888	6,932	0.47	ok
100-02020-560	SHERIFF - SSI	118,107	118,231	9,180	94,789	82,072	94,789	23,442	0.20	ok
100-02030-560	SHERIFF - INS.	276,360	296,360	22,077	231,734	212,216	231,734	64,626	0.22	ok
100-02040-560	SHERIFF - RET.	137,869	138,014	10,769	111,291	98,998	111,291	26,723	0.19	ok
100-02050-560	SHERIFF - W/C	55,271	51,329	3,587	36,656	30,020	36,656	14,673	0.29	ok
100-02051-560	SHERIFF - LONGEVITY	6,685	6,685	-	6,685	-	6,685	-	-	Over
100-03002-560	PRIOR ADMINISTRATION EXPENSES	-	-	-	-	(42,151)	-	-	-	Over
100-03100-560	SHERIFF - STATION	2,500	1,600	-	-	1,821	-	1,600	1.00	ok
100-03110-560	SHERIFF - POSTAGE	1,800	1,800	80	1,312	201	1,312	488	0.27	ok
100-03120-560	SHERIFF - OPER.SUPP.	42,920	34,920	1,460	15,708	19,852	19,364	15,556	0.45	ok
100-04015-560	SHERIFF - TRAINING	1,000	1,000	-	-	-	-	1,000	1.00	ok
100-04020-560	SHERIFF - UNIFORMS	9,600	9,600	-	4,290	(54)	4,290	5,310	0.55	ok
100-04222-560	SHERIFF - PHONE	40,000	40,000	2,382	37,953	45,018	37,953	2,047	0.05	Over
100-04264-560	SHERIFF - MILEAGE	1,000	650	-	-	-	-	650		Over
100-04405-560	SHERIFF - VEH PURCH.	45,000	-	-	-	-	-	-		Over
100-04420-560	SHERIFF - VEH FUEL&OIL	174,400	139,867	9,833	108,197	127,927	108,248	31,619	0.23	ok
100-04522-560	SHERIFF - K9-MAINT	2,100	2,100	-	1,783	1,774	1,783	317	0.15	Over
100-04525-560	SHERIFF - MAINT.CONTR	10,000	10,000	-	4,875	-	4,875	5,125	0.51	ok
100-04550-560	SHERIFF - RENTAL	2,400	-	-	-	-	-	-		Over
100-06100-560	SHERIFF - MACH&EQUIP 5000+	4,000	350	-	-	4,000	350	-		Over
	SHERIFF	2,512,986	2,357,172	180,554	1,905,930	1,662,942	1,909,987	447,185	0.19	ok
Department number:	561 JAIL									
Program number:										
100-01035-561	JAIL - TRANS.OFF.FULL	152,990	151,370	14,361	124,775	91,934	124,775	26,595	0.18	ok
100-01045-561	JAIL - HOLIDAY/OVERTIME	25,000	25,000	1,004	14,455	9,962	14,455	10,545	0.42	ok
100-01070-561	JAIL - APPOINT OFFCL.	42,625	42,625	3,254	33,840	5,845	33,840	8,785	0.21	ok
100-01130-561	JAIL - CLERKS	72,566	72,566	5,556	57,761	58,439	57,761	14,805	0.20	ok
100-01139-561	JAIL - CUSTODIAN ASSIST.	23,334	23,334	1,765	17,167	20,301	17,167	6,167	0.26	ok
100-01140-561	JAIL - CUSTODIANS	18,862	18,862	1,445	15,021	15,315	15,021	3,841	0.20	ok
100-01146-561	JAIL - DOCTOR	78,000	78,000	4,895	53,845	60,265	53,845	24,155	0.31	ok
100-01147-561	JAIL - NURSE	35,511	35,511	2,711	28,192	28,132	28,192	7,319	0.21	ok
100-01157-561	JAIL - CHIEF JAILER	31,668	31,668	2,417	25,141	30,292	25,141	6,527	0.21	ok
100-01158-561	JAIL - JAIL SUPRV.	115,482	115,482	4,737	80,097	97,888	80,097	35,385	0.31	ok
100-01160-561	JAIL - JAILERS	622,227	538,508	47,889	414,868	339,564	414,868	123,640	0.23	ok
100-01161-561	JAIL - ASSIST.ADM	31,027	31,027	2,713	26,509	19,753	26,509	4,518	0.15	Over
100-01162-561	JAIL - PART-JAIL	16,700	16,700	499	15,642	12,497	15,642	1,058	0.06	Over
100-01190-561	JAIL - COOK	-	-	-	-	13,292	-	-		Over

Account	Description	Original Budget	Current Budget	Monthly ACTUAL	YTD ACTUAL	Last Year YTD	YTD Exp + Enc	Unencumbrance Balance	Remaining Dollars	
July 2016										
Unaudited Unadjusted										
									0.16666667	
									83 % Used	
									17 % Remain	
									10 MONTHS	
Department number:										
Program number:										
100-02010-561	JAIL - TEC	34,565	20,518	565	6,190	2,548	6,190	14,328	0.70	ok
100-02020-561	JAIL - SSI	91,180	91,056	6,735	65,132	56,267	65,132	25,924	0.28	ok
100-02030-561	JAIL - INS.	264,600	264,600	12,942	180,779	113,973	180,779	83,821	0.32	ok
100-02040-561	JAIL - RET.	106,437	106,292	7,863	76,374	66,395	76,374	29,918	0.28	ok
100-02050-561	JAIL - W/C	42,670	39,612	3,041	28,732	22,794	28,732	10,880	0.27	ok
100-02051-561	JAIL - LONGEVITY	3,910	3,910	-	3,910	-	3,910	-	-	Over
100-03100-561	JAIL - STATION	5,000	-	-	-	3,899	-	-	-	Over
100-03110-561	JAIL - POSTAGE	1,500	1,500	123	1,401	1,021	1,401	99	0.07	Over
100-03120-561	JAIL - OPER.SUPP.	30,000	30,000	3,395	27,794	27,535	29,787	213	0.01	Over
100-04020-561	JAIL - UNIFORMS	1,000	1,800	-	-	7,881	5,783	(3,983)	(2.21)	Over
100-04030-561	JAIL - PRISONER MED.	185,628	151,800	11,422	172,766	125,970	175,687	(23,887)	(0.16)	Over
100-04033-561	JAIL - TRANS/INMATE	43,440	43,440	-	13,867	36,404	13,867	29,573	0.68	ok
100-04126-561	JAIL - PRISONER OPER.SUPP.	367,920	180,405	69,561	241,658	133,450	246,703	(66,298)	(0.37)	Over
100-04222-561	JAIL - PHONE	16,416	15,416	618	10,436	12,093	10,436	4,980	0.32	ok
100-04224-561	JAIL - ELECTR.	160,000	127,991	9,749	95,275	114,291	95,275	32,716	0.26	ok
100-04226-561	JAIL - WTR	37,000	37,000	3,860	25,965	42,696	25,965	11,035	0.30	ok
100-04227-561	JAIL - CABLE	6,108	8,108	492	6,129	5,276	6,129	1,979	0.24	ok
100-04420-561	JAIL - VEH FUEL&OIL	40,236	35,615	1,240	16,457	25,843	16,457	19,158	0.54	ok
100-04520-561	JAIL - REPAIRS&MAINT BLDG	55,000	86,509	2,075	85,791	53,285	86,080	429	0.00	Over
100-04525-561	JAIL - MAINT.CONTR	41,000	75,509	214	73,728	15,953	74,528	981	0.01	Over
100-04580-561	JAIL - LSE AGREE.	-	4,900	-	4,831	-	4,831	69	-	Over
100-06100-561	JAIL - MACH&EQUIP 5000+	-	8,321	4,161	8,321	-	8,321	-	-	Over
	JAIL	2,799,602	2,514,955	231,302	2,052,849	1,671,053	2,069,680	445,275	0.18	ok
Department number: 589 CEMETARY										
Program number:										
100-03120-589	OPER.SUPP.	7,000	7,000	496	3,389	3,066	3,389	3,611	0.52	ok
	CEMETARY	7,000	7,000	496	3,389	3,066	3,389	3,611	0.52	ok
Department number: 621 HIDTA - CITY OF EP										
Program number:										
100-01045-621	HIDTA - HOLIDAY/OVERTIME	5,115	719	-	719	185	719	-	-	Over
100-01130-621	CLERK - HIDTA CITY OF EP	32,659	37,055	3,957	38,145	33,710	38,145	(1,090)	(0.03)	Over
100-02010-621	T.E.C. - HIDTA CITY OF EP.	1,095	595	-	171	9	171	424	0.71	ok
100-02020-621	SOC.SEC - HIDTA CITY OF EP	2,890	2,890	301	2,953	2,555	2,953	(63)	(0.02)	Over
100-02030-621	INS - HIDTA CITY OF EP	5,880	6,660	508	5,278	5,872	5,278	1,382	0.21	ok
100-02040-621	RET - HIDTA CITY OF EP	3,373	3,373	352	3,463	3,113	3,463	(90)	(0.03)	Over
100-02050-621	W/C - HIDTA CITY OF EP	1,352	1,352	134	1,299	1,085	1,299	53	0.04	Over
	HIDTA - CITY OF EAGLE PASS	52,364	52,644	5,252	52,028	46,529	52,028	616	0.01	Over
Department number: 661 COMPT.CNTR.PCT1										
Program number:										
100-01110-661	COMPT.CNTR.PCT1 - ASSIST.	30,222	30,222	2,315	24,078	23,840	24,078	6,144	0.20	ok
100-02010-661	COMPT.CNTR.PCT1 - TEC	880	480	-	171	9	171	309	0.64	ok
100-02020-661	COMPT.CNTR.PCT1 - SSI	2,326	2,326	177	1,856	1,790	1,856	470	0.20	ok
100-02030-661	COMPT.CNTR.PCT1 - INS.	5,880	6,660	508	5,278	5,872	5,278	1,382	0.21	ok
100-02040-661	COMPT.CNTR.PCT1 - RET.	2,716	2,716	206	2,161	2,186	2,161	555	0.20	ok
100-02050-661	COMPT.CNTR.PCT1 - W/C	651	651	6	59	54	59	592	0.91	ok
100-02051-661	COMPT.CNTR.PCT1 - LONGEVITY	185	185	-	185	-	185	-	-	Over
100-03120-661	COMPT.CNTR.PCT1 - OPER.SUPP.	4,500	5,165	153	4,316	11	4,316	849	0.16	Over
100-04200-661	COMPT.CNTR.PCT1 - UTLY.	12,000	12,720	1,175	8,626	7,750	8,626	4,094	0.32	ok
100-04222-661	COMPT.CNTR.PCT1 - PHONE	2,300	3,700	-	1,546	1,638	1,546	2,154	0.58	ok
100-04261-661	TRAVEL	2,400	937	-	937	-	937	-	-	Over
100-04520-661	COMPT.CNTR.PCT1 - REPAIRS&MAIN	-	1,335	-	1,231	-	1,231	104	0.08	Over
	COMPUTER CENTER PRECINCT 1	64,060	67,097	4,540	50,444	43,150	50,444	16,653	0.25	ok
Department number: 663 COMM.CNTR.										
Program number:										
100-01110-663	COMM.CNTR. - ASSIST.	29,692	29,692	2,275	24,373	23,422	24,373	5,319	0.18	ok
100-01140-663	COMM.CNTR. - CLERKS	36,791	36,791	2,751	27,695	15,013	27,695	9,096	0.25	ok
100-02010-663	COMM.CNTR. - TEC	1,947	1,147	25	496	18	496	651	0.57	ok
100-02020-663	COMM.CNTR. - SSI	5,133	5,133	379	3,942	2,807	3,942	1,191	0.23	ok
100-02030-663	COMM.CNTR. - INS.	17,640	17,640	1,015	10,556	11,744	10,556	7,084	0.40	ok
100-02040-663	COMM.CNTR. - RET.	5,992	5,992	447	4,681	3,525	4,681	1,311	0.22	ok
100-02050-663	COMM.CNTR. - W/C	1,436	1,436	13	127	87	127	1,309	0.91	ok
100-02051-663	COMM.CNTR. - LONGEVITY	620	620	-	620	-	620	-	-	Over
100-03100-663	STATIONARY SUPPLIES	1,000	1,000	-	343	794	343	657	0.66	ok
100-03120-663	COMM.CNTR. - OPER.SUPP.	2,100	3,300	126	3,260	871	3,260	40	0.01	Over
100-04200-663	COMM.CNTR. - UTLY.	2,800	2,800	-	-	-	-	2,800	1.00	ok

Account	Description	Original	Current	Monthly	YTD	Last Year	YTD	Unencumbr	Remaining	
July 2016		Budget	Budget	ACTUAL	ACTUAL	YTD	Exp + Enc	Balance	Dollars	
Unaudited Unadjusted									0.1666667	
									83 % Used	
									17 % Remain	
Department number:									10 MONTHS	
Program number:										
100-04222-663	COMM.CNTR. - PHONE	1,350	3,486	417	3,275	1,120	3,275	211	0.06	Over
100-04224-663	COMM.CNTR. - ELECTR.	4,150	814	175	437	2,745	437	377	0.46	ok
100-04261-663	TRAVEL	2,400	2,400	-	1,545	-	1,545	855	0.36	ok
100-04410-663	VEH REPAIR	1,000	1,000	207	207	188	270	730	0.73	ok
100-04420-663	VEH. FUEL & OIL	2,400	2,400	64	303	359	303	2,097	0.87	ok
100-04520-663	REPAIRS&MAINT BL	1,500	1,500	91	514	912	514	986	0.66	ok
100-06100-663	COMM.CNTR.-MACH&EQUIP 5000+	3,850	3,850	-	3,100	-	3,100	750	0.19	ok
	COMPUTER CENTER	121,801	121,001	7,985	85,474	63,605	85,537	35,464	0.29	ok
Department number:	664 EL INDIO COMM.									
Program number:										
100-01110-664	EL INDIO COMM. - ASSIST.	24,732	24,732	1,896	19,390	-	19,390	5,342	0.22	ok
100-02010-664	EL INDIO COMM. - TEC	718	418	-	171	-	171	247	0.59	ok
100-02020-664	EL INDIO COMM. - SSI	1,892	1,892	145	1,483	-	1,483	409	0.22	ok
100-02030-664	EL INDIO COMM. - INS.	5,880	6,700	508	5,329	-	5,329	1,371	0.20	ok
100-02040-664	EL INDIO COMM. - RET.	2,209	2,209	169	1,727	-	1,727	482	0.22	ok
100-02050-664	EL INDIO COMM. - W/C	529	129	5	47	-	47	82	0.64	ok
100-03120-664	EL INDIO COMM. - OPER.SUPP.	5,000	3,700	-	601	622	601	3,099	0.84	ok
100-04200-664	EL INDIO COMM. - UTLY.	13,000	7,580	507	923	-	923	6,657	0.88	ok
100-04261-664	TRAVEL	2,400	2,400	-	937	-	937	1,463	0.61	ok
	EL INDIO COMMUNITY CENTER	56,360	49,760	3,230	30,608	622	30,608	19,152	0.38	ok
Department number:	665 AGRI.									
Program number:										
100-01070-665	AGRI. - APPOINT OFFCL.	12,594	12,594	961	9,999	9,974	9,999	2,595	0.21	ok
100-01130-665	AGRI. - CLERKS	8,477	8,477	652	5,509	6,856	5,509	2,968	0.35	ok
100-02010-665	AGRI. - TEC	611	311	12	248	60	248	63	0.20	ok
100-02020-665	AGRI. - SSI	2,033	2,033	159	1,537	1,635	1,537	496	0.24	ok
100-02040-665	AGRI. - RET.	1,882	1,882	58	491	629	491	1,391	0.74	ok
100-02050-665	AGRI. - W/C	451	451	5	49	48	49	402	0.89	ok
100-02060-665	AGRI. - CAR ALLOW.	5,500	5,500	458	4,583	4,537	4,583	917	0.17	ok
100-03100-665	AGRI. - STATION	1,000	1,000	-	-	975	-	1,000	1.00	ok
100-03110-665	AGRI. - POSTAGE	100	100	-	-	-	-	100	1.00	ok
100-03120-665	AGRI. - OPER.SUPP.	3,000	3,000	90	581	106	581	2,419	0.81	ok
100-04222-665	AGRI. - PHONE	1,500	1,500	27	852	1,301	852	648	0.43	ok
100-04224-665	AGRI. - ELECTR.	10,200	10,200	692	7,171	8,434	7,171	3,029	0.30	ok
100-04226-665	AGRI. - WTR	2,000	2,000	129	1,788	1,149	1,788	212	0.11	Over
100-04264-665	AGRI. - MILEAGE	7,000	7,000	-	2,306	3,122	2,306	4,694	0.67	ok
100-04810-665	AGRI. - DUES	360	360	-	260	360	260	100	0.28	ok
	AGRICULTURE	56,708	56,408	3,243	35,374	39,186	35,374	21,034	0.37	ok
Department number:	668 PCT#4 CENTER									
Program number:										
100-01050-668	PCT#4 CENTER - SECR.	21,723	21,723	1,664	17,470	-	17,470	4,253	0.20	ok
100-02010-668	PCT#4 CENTER - T.E.C.	630	330	-	171	-	171	159	0.48	ok
100-02020-668	PCT#4 CENTER - SOCIAL SECURITY	1,662	1,662	127	1,336	-	1,336	326	0.20	ok
100-02030-668	PCT#4 CENTER - INSURANCE	5,880	6,700	508	5,329	-	5,329	1,371	0.20	ok
100-02040-668	PCT#4 CENTER - RETIREMENT	1,940	1,940	148	1,556	-	1,556	384	0.20	ok
100-02050-668	PCT#4 CENTER - WORKERS COMP	465	465	4	42	-	42	423	0.91	ok
100-03120-668	OPER.SUPP.	-	2,380	-	1,245	-	1,245	1,135	0.48	ok
100-04200-668	UTILITIES	10,000	4,400	183	697	-	697	3,703	0.84	ok
100-04261-668	PCT#4 CENTER - TRAVEL	2,400	2,400	-	1,249	-	1,249	1,151	0.48	ok
100-04520-668	REPAIRS&MAINT BL	-	100	-	68	-	68	32	0.32	ok
	PRECINCT # 4 CENTER	44,700	42,100	2,634	29,163	-	29,163	12,937	0.31	ok
Department number:	690 INTRGV.AGRE.CONTR.SERV.									
Program number:										
100-01095-690	EXP.CONTR.SERV - SECURITY	19,667	19,667	650	12,123	12,185	12,123	7,544	0.38	ok
100-02010-690	INTRGV.AGRE.CONTR.SERV. - TEC	570	320	12	100	42	100	220	0.69	ok
100-02020-690	INTRGV.AGRE.CONTR.SERV. - SSI	1,505	1,505	50	927	932	927	578	0.38	ok
100-02040-690	INTRGV.AGRE.CONTR.SERV. - RET.	1,756	1,756	58	1,080	1,117	1,080	676	0.38	ok
100-02050-690	INTRGV.AGRE.CONTR.SERV. - W/C	421	421	2	46	53	46	375	0.89	ok
100-07050-690	INTRGV.AG.CONTR-FIRE	456,105	456,105	-	328,922	365,469	328,922	127,183	0.28	ok
100-07070-690	INTRGV.AG.CONTR-QUE.LIBR	25,189	25,189	2,126	23,392	21,249	23,392	1,797	0.07	Over
100-07075-690	INTRGV.AG.CONTR-MC.HLTH	64,931	64,931	5,411	54,109	55,062	54,109	10,822	0.17	ok
100-07080-690	INTRGV.AG.CONTR.-EP LIBR.	15,000	15,000	-	11,250	15,500	11,250	3,750	0.25	ok
100-07085-690	INTRGV.AG.CONTR-UTLY VAR.UNTS	11,000	13,500	1,126	11,064	9,198	11,064	2,436	0.18	ok
100-07088-690	INTRGV.AG.CONTR-CEMETARIES	-	-	-	-	242	-	-		Over
100-07090-690	INTRGV.AG.CONTR-VALLEY CEM.	5,206	5,206	434	4,772	4,338	4,772	434	0.08	Over

Account	Description	Original Budget	Current Budget	Monthly ACTUAL	YTD ACTUAL	Last Year YTD	YTD Exp + Enc	Unencumbrance Balance	Remaining Dollars	
July 2016									0.16666667	
Unaudited Unadjusted									83 % Used	
									17 % Remain	
Department number:									10 MONTHS	
Program number:										
100-07091-690	INTRGV.AG.CONTR-WTR.PLANT	165,974	165,974	13,831	138,312	150,000	138,312	27,662	0.17	Over
100-07094-690	INTRGV.AG.CONTR-LAKE	26,800	26,800	1,872	22,213	12,617	22,213	4,587	0.17	ok
100-07095-690	INTRGV.AG.CONTR-CO.WIDE FIRE H	30,000	30,000	1,928	18,603	22,918	18,603	11,397	0.38	ok
	INTRGV.AGRE.CONTR.SERV.	824,124	826,374	27,500	626,913	670,922	626,913	199,461	0.24	ok
Department number:	691 EXP.CONTR.SERV									
Program number:										
100-01095-691	EXP.CONTR.SERV - SECURITY	22,380	22,380	858	8,919	8,774	8,919	13,461	0.60	ok
100-02010-691	EXP.CONTR.SERV - TEC	649	349	16	123	23	123	226	0.65	ok
100-02020-691	EXP.CONTR.SERV - SSI	1,712	1,712	66	682	671	682	1,030	0.60	ok
100-02030-691	EXP.CONTR.SERV - INS.	5,880	5,880	-	-	-	-	5,880	1.00	ok
100-02040-691	EXP.CONTR.SERV - RET.	1,999	1,999	76	795	805	795	1,204	0.60	ok
100-02050-691	EXP.CONTR.SERV - W/C	478	478	2	22	20	22	456	0.95	ok
100-04120-691	EXP.CONTR.SERV - PROF.SERV.	280,000	317,975	5,500	317,576	225,669	317,576	399	0.00	Over
100-04810-691	EXP.CONTR.SERV - DUES	2,000	2,000	-	-	-	-	2,000	1.00	ok
100-04950-691	EXP.CONTR.SERV - PROPERTY PYMT	72,655	72,655	6,055	60,546	64,467	60,546	12,109	0.17	Over
100-08150-691	EXP.CONTR.SERV - APPRAISAL DIS	258,970	304,486	-	228,365	238,875	228,365	76,121	0.25	ok
100-08200-691	EXP.CONTR.SERV - W.C.INS.LIAB.	540,000	546,533	-	516,974	442,646	516,974	29,559	0.05	Over
100-08215-691	EXP.CONTR.SERV - FUND DEFICIT	20,202	-	-	-	-	-	-	-	Over
100-08220-691	EXP.CONTR.SERV - PAUPER BURIAL	7,000	7,000	-	151	3,915	151	6,849	0.98	ok
	CONTRACTED SERVICES	1,213,925	1,283,447	12,573	1,134,153	985,865	1,134,153	149,294	0.12	Over
Department number:	700 MATCHING FUNDS									
Program number:										
100-08270-700	TRANSFER OUT-RECDS MGMNT F269	34,729	34,729	2,894	28,941	78,521	28,941	5,788	0.17	Over
100-08271-700	TRANS OUT - CERTZ F404	35,000	-	-	-	-	-	-	-	Over
100-08272-700	TRANS OUT - STONE GARDEN	38,309	38,309	-	-	-	-	38,309	1.00	ok
100-08273-700	TRANS OUT - PRE DISASTER GRANT	73,300	73,300	7,500	15,000	-	15,000	58,300	0.80	ok
100-08274-700	TRANSFER OUT PAYROLL	-	773,307	150,000	773,307	-	773,307	-	-	Over
100-08720-700	TRANSFER OUT MCDC	-	83,200	-	-	-	-	83,200	-	Over
100-09120-700	MATCHING FUNDS - PLANNING GRAN	-	-	-	-	40,000	-	-	-	Over
100-09130-700	MATCHING FUNDS - NUTR.MATCHING	113,357	113,357	9,446	94,464	58,503	94,464	18,893	0.17	ok
	MATCHING FUNDS	294,695	1,116,202	169,840	911,712	177,024	911,712	204,490	0.18	ok
Department number:	815 SELF HELP CENTER									
100-01110-815	DIRECTOR/ASSISTANTS	-	-	-	-	42,222	-	-	-	Over
100-02010-815	SELF HELP - TEC	-	-	-	-	163	-	-	-	Over
100-02020-815	SELF HELP - SSI	-	-	-	-	3,193	-	-	-	Over
100-02030-815	SELF HELP - INS.	-	-	-	-	8,897	-	-	-	Over
100-02040-815	SELF HELP - RET.	-	-	-	-	3,791	-	-	-	Over
100-02050-815	SELF HELP - W/C	-	-	-	-	95	-	-	-	Over
100-03120-815	SELF HELP-OPER.SUPP	-	-	-	353	8,059	353	(353)	-	Over
	SELF-HELP	-	-	-	353	66,420	353	(353)	-	Over
	SELF-HELP									
Department number:	820 PLANNER									
100-01030-820	PLANNER - DEPT.HEAD	41,084	41,084	3,125	32,483	26,504	32,483	8,601	0.21	ok
100-02010-820	PLANNER - TEC	1,200	650	-	171	22	171	479	0.74	ok
100-02020-820	PLANNER - SSI	3,166	3,166	239	2,508	2,028	2,508	658	0.21	ok
100-02030-820	PLANNER - INS.	5,880	5,880	508	5,278	4,800	5,278	602	0.10	Over
100-02040-820	PLANNER - RET.	3,695	3,695	278	2,919	2,434	2,919	776	0.21	ok
100-02050-820	PLANNER - W/C	885	885	8	80	60	80	805	0.91	ok
100-02051-820	PLANNER - LONGEVITY	295	295	-	295	-	295	-	-	Over
100-03100-820	PLANNER - STATION	500	500	-	10	234	10	490	0.98	ok
100-03110-820	PLANNER - POSTAGE	100	100	-	1	29	1	99	0.99	ok
100-03120-820	PLANNER - OPER.SUPP.	800	1,190	-	702	926	1,170	20	0.02	Over
100-04120-820	PLANNER - PROF.SERV.	3,000	2,350	-	-	-	-	2,350	1.00	ok
100-04200-820	PLANNER - UTLY.	-	160	-	88	29	88	72	0.45	ok
100-04222-820	PLANNER - PHONE	1,000	1,600	126	1,185	920	1,185	415	0.26	ok
100-04420-820	PLANNER - VEH FUEL&OIL	500	-	-	-	-	-	-	-	Over
	PLANNER	62,105	61,555	4,284	45,720	37,986	46,188	15,367	0.25	ok
Department number:	870 TRANSFERS OUT									
Program number:										
100-08270-870	TRANSFERS OUT	-	-	-	-	-	-	-	-	
	TRANSFERS OUT	-	-	-	-	-	-	-	-	

Account	Description	Original Budget	Current Budget	Monthly ACTUAL	YTD ACTUAL	Last Year YTD	YTD Exp + Enc	Unencumbr Balance	Remaining Dollars	
July 2016									0.1666667	
Unaudited Unadjusted									83 % Used	
									17 % Remain	
Department number:									10 MONTHS	
Program number:										
GENERAL FUND	TOTAL GENERAL FUND DISBURSEMENTS	14,034,811	14,326,417	1,046,155	11,450,932	9,819,796	11,483,828	2,842,589	0.20	ok
GENERAL FUND	TOTAL GENERAL FUND RECEIPTS LESS DISBURSEMENTS	(3)	(1)	456,033	247,397	(698,590)	280,293	(280,294)		
NUTRITION CENTER										
	NUTRITION CENTER									
Department number:	300 REV.									
Program number:										
110-03001-300	STATE GRANT C I	-	-	-	(84,185)	(97,540)	(84,185)	84,185		
110-03100-300	STATE GRANT C II	-	-	-	(53,772)	(30,097)	(53,772)	53,772		
110-04000-300	TITLE 111	(180,817)	(180,817)	-	(10,450)	(19,498)	(10,450)	(170,367)	0.94	SHORT
110-04100-300	MAVERICK COUNTY	(113,357)	(113,357)	(9,446)	(94,464)	(58,503)	(94,464)	(18,893)	0.17	SHORT
110-04200-300	TITLE XX MEALS ON WHEELS	(160,000)	(160,000)	(11,009)	(85,476)	(97,787)	(85,476)	(74,524)	0.47	SHORT
110-04250-300	TDA GRANT	-	(3,843)	(3,843)	(7,686)	-	(7,686)	3,843	(1.00)	EXCESS
110-04500-300	PROGRAM INCOME	(20,000)	(20,000)	(709)	(8,173)	(9,926)	(8,173)	(11,827)	0.59	SHORT
	RECEIPTS	(474,174)	(478,017)	(25,007)	(344,206)	(313,351)	(344,206)	(133,811)	0.28	SHORT
Department number:	696 NUTR.PROG.									
Program number:										
110-01070-696	NUTR.PROG. - DEPARTMENT HEAD	35,525	35,525	2,712	28,203	38,446	28,203	7,322	0.21	Over
110-01110-696	NUTR.PROG - ASSISTANTS	16,704	-	-	-	-	-	-	#DIV/0!	Over
110-01130-696	NUTR.PROG. - CLERKS	23,058	23,058	1,766	18,371	18,189	18,371	4,687	0.20	Over
110-01190-696	NUTR.PROG. - COOK	78,376	95,080	7,296	73,309	61,456	73,309	21,771	0.23	Over
110-01200-696	NUTR.PROG. - DRIVERS	37,025	27,525	1,509	23,116	29,237	23,116	4,409	0.16	ok
110-02010-696	NUTR.PROG. - UNEMP.INS.	5,657	5,657	54	1,376	169	1,376	4,281	0.76	ok
110-02020-696	NUTR.PROG. - SOC.SEC.	14,924	14,924	999	11,030	11,083	11,030	3,894	0.26	ok
110-02030-696	NUTR.PROG. - GRP.INS.	52,920	52,920	4,060	39,739	47,014	39,739	13,181	0.25	Over
110-02040-696	NUTR.PROG. - RETIRE.	17,420	17,420	1,182	13,014	13,484	13,014	4,406	0.25	ok
110-02050-696	NUTR.PROG. - W/C INS.	4,175	4,175	303	3,664	3,499	3,664	511	0.12	ok
110-02051-696	NUTR.PROG - LONGEVITY	4,390	4,390	-	3,555	-	3,555	835	0.19	Over
110-03100-696	NUTR.PROG. - STATIONARY	1,000	2,000	-	1,197	754	1,197	803	0.40	Over
110-03110-696	NUTR.PROG. - POSTAGE	300	300	1	41	29	41	259	0.86	Over
110-03340-696	NUTR.PROG. - RAW FOOD	115,000	124,500	10,176	124,889	101,714	129,096	(4,596)	(0.04)	Over
110-03350-696	NUTR.PROG. - CONSUM.CI	3,000	3,000	-	3,026	1,199	3,026	(26)	(0.01)	Over
110-03360-696	NUTR.PROG. - CONSUM.CII	3,000	10,000	-	8,915	3,170	8,915	1,085	0.11	ok
110-03400-696	NUTR.PROG. - FOOD REL.CI	5,000	5,000	888	4,388	3,078	4,468	532	0.11	#DIV/0!
110-03450-696	NUTR.PROG. - FOOD REL.CII	3,000	3,000	51	2,321	5,790	2,321	679	0.23	ok
110-04222-696	NUTR.PROG. - TELEPHONE	3,200	3,200	70	1,525	2,346	1,525	1,675	0.52	ok
110-04224-696	NUTR.PROG. - ELECTRICITY	10,500	10,500	1,111	8,761	8,779	8,761	1,739	0.17	Over
110-04226-696	NUTR.PROG. - WATER	5,000	5,000	324	3,000	3,116	3,000	2,000	0.40	ok
110-04227-696	NUTR.PROG. - CABLE	1,000	1,300	99	1,025	548	1,025	275	0.21	ok
110-04228-696	NUTR.PROG. - GAS	3,500	3,500	199	2,383	2,564	2,383	1,117	0.32	ok
110-04262-696	NUTR.PROG. - CONF/SEMINARS	4,000	500	-	-	101	-	500	1.00	ok
110-04264-696	NUTR.PROG. - MILEAGE	2,500	500	-	-	-	-	500	1.00	Over
110-04410-696	NUTR.PROG. - VEH REPAIR	3,000	3,000	-	770	1,546	770	2,230	0.74	ok
110-04420-696	NUTR.PROG. - VEH FUEL&OIL	10,000	9,200	772	5,245	5,953	5,245	3,955	0.43	ok
110-04520-696	NUTR.PROG. - REPAIRS&MAINT BLD	3,000	2,000	248	1,734	1,137	1,825	175	0.09	ok
110-06100-696	NUTR.PROG. - MACH & EQUIP	2,000	2,000	-	988	-	988	1,012	0.51	Over
110-06105-696	NUTR.PROG. - LSE PYMTS/MACH.EQ	2,000	3,000	70	1,044	780	1,434	1,566	0.52	Over
110-06130-696	NUTR.PROG. - BUILDINGS	4,000	2,000	59	992	2,607	1,142	858	0.43	Over
	NUTRITION CENTER DISBURSEMENTS	474,174	478,017	33,949	387,621	367,788	392,539	81,635	0.17	Over
Department number:	697 NUTR-TDA									
Program number:										
110-03120-697	NUTR-TDA - OPER. SUPP.	-	3,843	-	3,843	-	3,843	-	-	ok
		-	3,843	-	3,843	-	3,843	-	-	ok
NUTRITION CENTER	NUTRITION CENTER DISBURSEMENTS-Total	474,174	478,017	33,949	391,464	367,788	396,382	81,635	0.17	ok
NUTRITION CENTER	NUTRITION CENTER RECEIPTS LESS DISBURMENTS	-	-	8,942	47,258	54,437	52,176	(52,176)		
ROAD AND BRIDGE										
Department number:	ROAD AND BRIDGE RECEIPTS									
Program number:										
112-01000-300	BUDGET AMENDMENT REVENUE	-	-	-	-	-	-	-	-	-
112-01100-300	CURRENT YEAR M&O	(2,188,807)	(2,188,807)	(13,007)	(2,260,924)	(2,303,481)	(2,260,924)	72,117	(0.03)	EXCESS
112-01200-300	DELINQUENT M&O	(129,397)	(129,397)	(5,651)	(96,378)	(96,771)	(96,378)	(33,019)	0.26	SHORT
112-01300-300	CURRENT YR PENALTY & INTEREST	(32,665)	(32,665)	(1,844)	(26,444)	(24,464)	(26,444)	(6,221)	0.19	SHORT

Account	Description	Original	Current	Monthly	YTD	Last Year	YTD	Unencumbr	Remaining	
July 2016		Budget	Budget	ACTUAL	ACTUAL	YTD	Exp + Enc	Balance	Dollars	
Unaudited Unadjusted									0.1666667	
									83 % Used	
									17 % Remain	
Department number:									10 MONTHS	
Program number:										
112-01301-300	DELINQUENT PENALTY & INTEREST	(50,757)	(50,757)	(2,478)	(36,946)	(36,627)	(36,946)	(13,811)	0.27	SHORT
112-01350-300	CURRENT YR DISCOUNT	42,672	42,672	-	40,046	42,396	40,046	2,626	0.06	EXCESS
112-01351-300	DELINQUENT DISCOUNTS	2	2	-	-	-	-	2	1.00	SHORT
112-02005-300	TITLE APPLICATION FEES	(45,000)	(45,000)	(2,470)	(40,465)	(43,520)	(40,465)	(4,535)	0.10	EXCESS
112-02040-300	MOTOR VEHICLES REG. FEE	(345,000)	(345,000)	(36,691)	(400,219)	(281,429)	(400,219)	55,219	(0.16)	EXCESS
112-02090-300	ROAD & BRIDGE FEES	(400,000)	(400,000)	-	(242,804)	(347,030)	(242,804)	(157,196)	0.39	SHORT
112-03040-300	MOTOR VEHICLES COMMISSIONS	(80,000)	(80,000)	(6,521)	(72,768)	(72,071)	(72,768)	(7,232)	0.09	EXCESS
112-04015-300	LATERAL ROAD FUND	(15,064)	(15,064)	-	(14,104)	(14,102)	(14,104)	(960)	0.06	EXCESS
112-05050-300	STREET REPAIRS / DRAINAGE	(20,000)	(20,000)	(2,250)	(27,525)	(31,125)	(27,525)	7,525	(0.38)	EXCESS
112-05051-300	USED OIL	(50)	(50)	-	(25)	(245)	(25)	(25)	0.50	SHORT
112-05054-300	CLEAN LOT	(1,100)	(1,100)	(850)	(1,200)	(550)	(1,200)	100	(0.09)	EXCESS
112-05080-300	ANIMAL SANITATION	(550)	(550)	-	(120)	(810)	(120)	(430)	0.78	SHORT
112-05081-300	CAGE RENTALS	-	-	-	-	(39)	-	-	-	-
112-05090-300	LIGHT PERMITS	(3,700)	(3,700)	(325)	(3,325)	(4,375)	(3,325)	(375)	0.10	
	ROAD AND BRIDGE RECEIPTS	(3,269,416)	(3,269,416)	(72,087)	(3,183,391)	(3,214,243)	(3,183,201)	(86,215)	0.03	Short
Department number:	310									
Program number:										
112-03210-310	MISC.	(7,298)	(7,298)	-	-	(5,948)	-	(7,298)	1.00	SHORT
112-03312-310	MISCELLANEOUS REVENUE	(1,100)	(1,100)	(25)	(325)	(735)	(325)	(775)	0.70	SHORT
112-08275-310	TRANSFER IN	-	-	-	135	-	135	(135)		
	ROAD AND BRIDGE MISCELLANEOUS RECEIPTS	(8,398)	(8,398)	(25)	(190)	(6,683)	(190)	(8,208)	0.98	SHORT
ROAD AND BRIDGE	ROAD AND BRIDGE RECEIPTS-TOTAL	(3,277,814)	(3,277,814)	(72,112)	(3,183,391)	(3,220,926)	(3,183,391)	(94,423)	0.03	Short
Department number:	611 R&B									
Program number:										
112-01030-611	R&B - DEPT HEAD	157,032	151,032	8,972	114,425	114,059	114,425	36,607	0.24	ok
112-01031-611	R&B - FOREMAN	44,357	47,107	3,386	37,605	35,125	37,605	9,502	0.20	ok
112-01033-611	R&B - OFFICE MANAGER	32,595	33,795	2,498	26,826	25,713	26,826	6,969	0.21	ok
112-01034-611	R&B - LABOR-ASSIST.	263,481	262,810	19,372	203,448	199,523	203,448	59,362	0.23	ok
112-01050-611	R&B - SECRETARY	-	-	-	-	30,576	-	-	-	-
112-01060-611	R&B - TEMP.ASSIST.	5,000	40,360	3,884	32,618	-	32,618	7,742	0.19	ok
112-01110-611	R&B - ASSISTANT	-	-	-	-	7,350	-	-	-	-
112-01130-611	R&B - CLERKS	17,378	18,088	1,331	14,378	13,709	14,378	3,710	0.21	ok
112-01135-611	R&B - VECTOR CONTROL	37,866	37,866	2,902	28,873	24,134	28,873	8,993	0.24	ok
112-01136-611	R&B - CEMETERY LABOR	63,414	65,485	4,910	51,775	54,310	51,775	13,710	0.21	ok
112-01137-611	R&B - CDL DRIVER	136,887	136,887	10,485	103,338	83,500	103,338	33,549	0.25	ok
112-01138-611	R&B - HEAVY EQUIP OPERATORS	127,117	83,057	6,937	58,933	62,651	58,933	24,124	0.29	ok
112-01141-611	R&B - MECHANIC ASSISTANT	84,434	85,234	4,797	65,533	64,380	65,533	19,701	0.23	ok
112-01143-611	R&B - CONCRETE & SKILLED LABOR	41,284	39,684	2,949	30,619	41,062	30,619	9,065	0.23	ok
112-01146-611	R&B - GRAPHIC ENGINEER	30,115	30,815	2,307	24,283	21,416	24,283	6,532	0.21	ok
112-01152-611	R&B - CODE ENFORCEMENT	51,750	52,250	3,969	41,144	32,180	41,144	11,106	0.21	ok
112-01153-611	R&B - PARKS & RECREATION LABOR	23,864	-	-	-	5,046	-	-	#DIV/0!	#DIV/0!
112-02010-611	R&B - UNEMP.INS.	32,547	13,935	214	7,638	919	7,638	6,297	0.45	ok
112-02020-611	R&B - SOC.SEC.	85,855	85,855	5,951	63,519	61,832	63,519	22,336	0.26	ok
112-02030-611	R&B - GRP.INS.	270,480	270,480	22,331	204,899	204,504	204,899	65,581	0.24	ok
112-02040-611	R&B - RETIRE.	100,220	100,220	7,004	74,756	74,805	74,756	25,464	0.25	ok
112-02050-611	R&B - W/C INS.	88,435	79,435	5,770	59,047	49,161	59,047	20,388	0.26	ok
112-02051-611	R&B - LONGEVITY	5,715	5,715	-	5,455	-	5,455	260	0.05	Over
112-03100-611	R&B - STATIONARY	500	500	-	76	-	76	424	0.85	ok
112-03110-611	R&B - POSTAGE	200	815	78	693	139	693	122	0.15	Over
112-03120-611	R&B - OPER.SUPPLY	275,692	156,766	10,125	129,609	156,770	132,930	23,836	0.15	Over
112-04222-611	R&B - TELEPHONE	8,000	11,475	486	8,637	5,639	8,637	2,838	0.25	ok
112-04224-611	R&B - ELECTRICITY	340,000	340,000	27,402	278,102	279,207	278,102	61,898	0.18	ok
112-04226-611	R&B - WTR	50,000	50,000	4,031	37,088	33,812	37,088	12,912	0.26	ok
112-04264-611	R&B - MILEAGE	5,000	2,500	-	1,232	1,543	1,529	971	0.39	ok
112-04410-611	R&B - VEH REPAIR	80,000	68,683	6,017	43,586	40,612	45,351	23,332	0.34	ok
112-04525-611	R&B - MAINT.CONTR	-	74,000	-	54,990	-	74,000	-	-	Over
112-04568-611	R&B - ENGINEER STUDY C OF EP	50,000	45,000	-	34,213	725	34,213	10,787	0.24	ok
112-04580-611	R&B - LSE AGREE.	-	-	-	-	19,334	-	-	-	Over
112-06100-611	R&B - MACH&EQUIP	45,948	106,448	-	104,259	2,640	104,259	2,189	0.02	Over
112-08270-611	R&B - TRANSFERS OUT	2,577	123,582	77,677	121,005	2,577	121,005	2,577	0.02	Over
	ROAD AND BRIDGE DISBURSEMENTS	2,557,743	2,619,879	245,785	2,062,602	1,748,953	2,086,995	532,884	0.20	ok
112-10000-611	TRANSFERS IN / OUT		3,400	-	3,400	-	3,400	-	-	Over
112-31201-611	R&B - OPR.SUPL/RD.MATRL.PCT1	180,000	165,313	1,094	136,208	51,301	136,418	28,895	0.17	ok
112-31202-611	R&B - OP.SUPL/RD.MATRL.PCT#2	180,000	170,167	8,836	82,034	35,406	82,244	87,923	0.52	ok
112-31203-611	R&B - OP.SUPL/RD.MATRL.PCT#3	180,000	143,176	1,133	40,300	64,813	41,099	102,077	0.71	ok
112-31204-611	R&B - OP.SUPL/RD.MATRL.PCT#4	180,000	94,667	269	67,355	18,304	70,117	24,550	0.26	ok
	ROAD AND BRIDGE DISBURSEMENTS	720,000	573,323	11,332	325,897	169,824	329,878	243,445	0.42	ok
112-61001-611	MACH & EQUIP PCT 1 5000+	-	750	-	-	5,330	-	750		

Account	Description	Original	Current	Monthly	YTD	Last Year	YTD	Unencumbre	Remaining	
July 2016		Budget	Budget	ACTUAL	ACTUAL	YTD	Exp + Enc	Balance	Dollars	
Unaudited Unadjusted										
									0.16666667	
									83 % Used	
									17 % Remain	
Department number:									10 MONTHS	
Program number:										
112-61002-611	MACH & EQUIP PCT 2 5000+	-	-	-	-	330	-	-		
112-61003-611	MACH & EQUIP PCT 3 5000+	-	15,591	-	5,150	872	5,150	10,441	0.67	ok
112-61004-611	MACH & EQUIP PCT 4 5000+	-	64,800	-	41,263	2,203	41,263	23,537	0.36	ok
	ROAD AND BRIDGE DISBURSEMENTS	-	81,141	-	46,413	8,735	46,413	34,728	0.43	ok
Department number:	625 PCT.1 SP.ACCT	-	-	-	-	-	-	-		
Program number:		-	-	-	-	-	-	-		
112-04155-625	BANK FEES	-	-	-	-	(3,611)	-	-		
		-	-	-	-	(3,611)	-	-		
ROAD AND BRIDGE	Total DISBURSEMENT ROAD AND BRIDGE	3,277,743	3,277,743	257,117	2,438,312	1,923,901	2,466,686	811,057	0.25	ok
ROAD AND BRIDGE	TOTALRECEIPTS LESS DISBURSEMENTS	(71)	(71)	185,005	(745,079)	(1,297,025)	(716,705)	716,634		